



US00D713709S

(12) **United States Design Patent**  
**Goldman et al.**

(10) **Patent No.:** **US D713,709 S**

(45) **Date of Patent:** **\*\* Sep. 23, 2014**

(54) **COMBINATION LETTER OPENER AND STAPLE REMOVER**

(71) Applicants: **John Goldman**, Little Rock, AR (US);  
**Chad Collins**, Little Rock, AR (US)

(72) Inventors: **John Goldman**, Little Rock, AR (US);  
**Chad Collins**, Little Rock, AR (US)

(\*\*) Term: **14 Years**

(21) Appl. No.: **29/490,440**

(22) Filed: **May 9, 2014**

(51) **LOC (10) Cl.** ..... **08-03**

(52) **U.S. Cl.**  
USPC ..... **D8/104; D8/48**

(58) **Field of Classification Search**  
USPC ..... D8/102-104, 48; D10/69; 7/160, 164;  
254/28; 30/DIG. 3  
See application file for complete search history.

(56) **References Cited**

U.S. PATENT DOCUMENTS

D115,451 S *	6/1939	Sutera	.....	D8/104
D158,767 S *	5/1950	Krause et al.	.....	D8/104
2,671,668 A *	3/1954	Krause et al.	.....	279/97
D200,681 S *	3/1965	Hermann	.....	D8/104
D252,973 S *	9/1979	Bateman et al.	.....	D8/104
D352,217 S	11/1994	Hochfeld et al.		
D400,809 S *	11/1998	Prouteau	.....	D10/69
D414,998 S	10/1999	Cheldin		

6,163,910 A	12/2000	Cheldin		
D438,440 S *	3/2001	Cheldin	.....	D8/48
D492,173 S	6/2004	Huang		
D501,387 S	2/2005	Huang		
D512,625 S	12/2005	Cheldin		
D526,879 S *	8/2006	Chudek et al.	.....	D8/104
D536,228 S	2/2007	Huang		
D547,156 S	7/2007	Lee		
D668,163 S *	10/2012	Levinson	.....	D10/69
2010/0101028 A1 *	4/2010	Cheldin	.....	7/160

\* cited by examiner

*Primary Examiner* — Susan Bennett Hattan

*Assistant Examiner* — Janice Hallmark

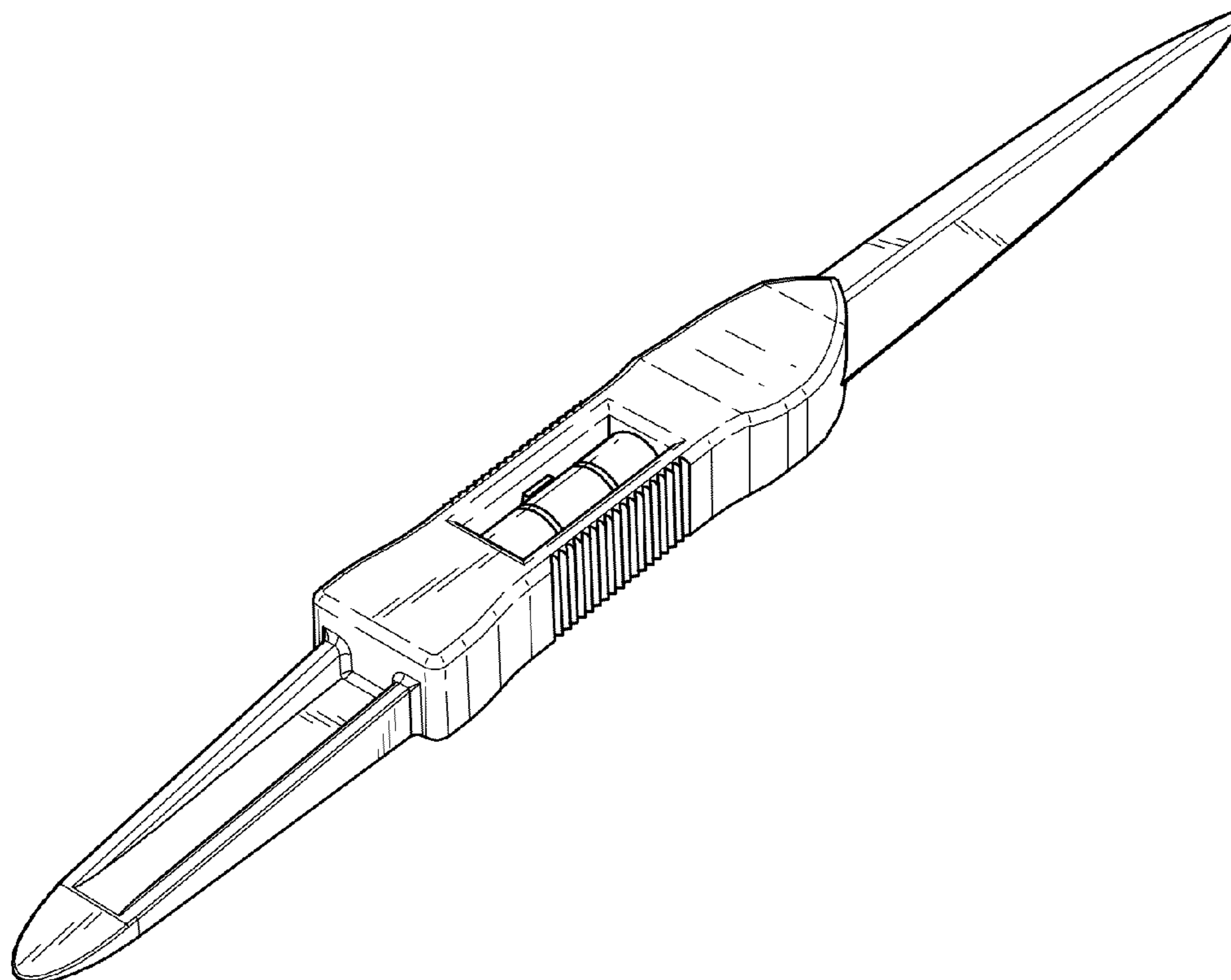
(57) **CLAIM**

The ornamental design for a combination letter opener and staple remover, as shown and described.

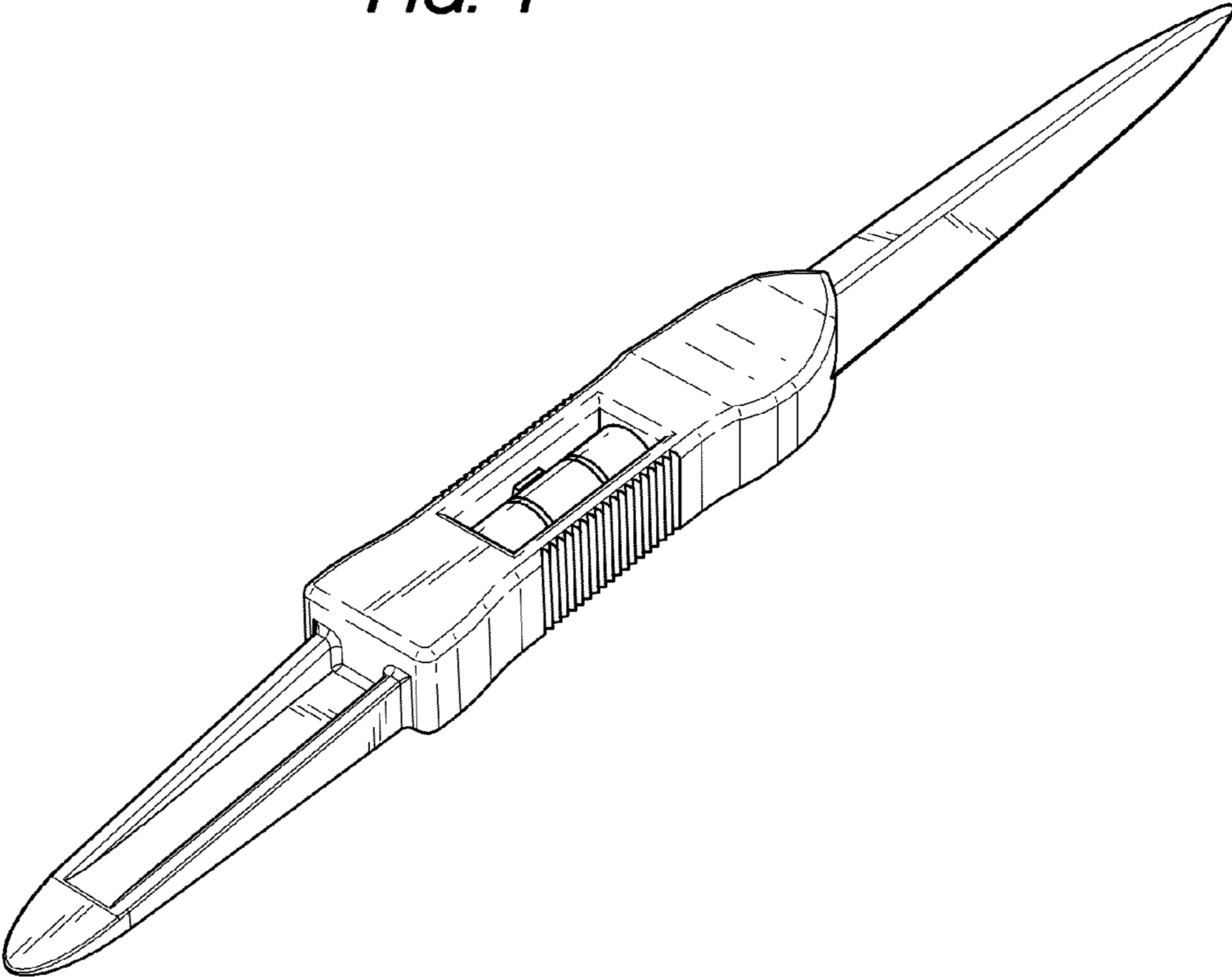
**DESCRIPTION**

FIG. 1 is a perspective view of the present invention;  
FIG. 2 is a top plan view of the invention;  
FIG. 3 is a right-side elevational view of the invention, the left-side elevational view being a mirror image thereof;  
FIG. 4 is a bottom plan view of the invention;  
FIG. 5 is a front elevational view of the invention; and,  
FIG. 6 is a rear elevational view of the invention.  
The broken lines in the drawings depict environmental subject matter only and form no part of the claimed design.

**1 Claim, 2 Drawing Sheets**



*FIG. 1*



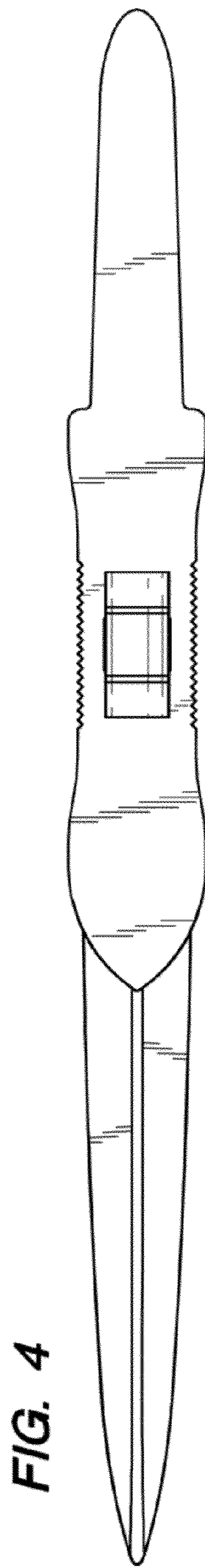
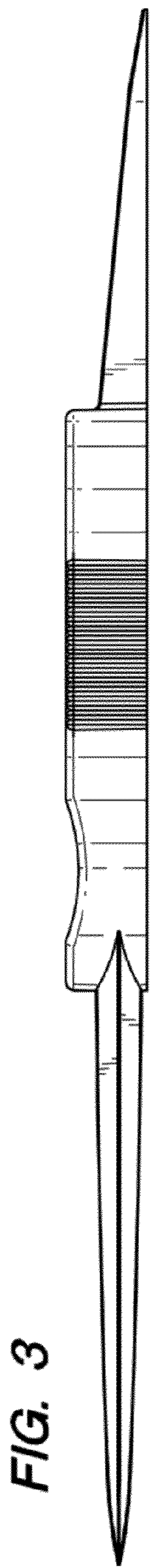
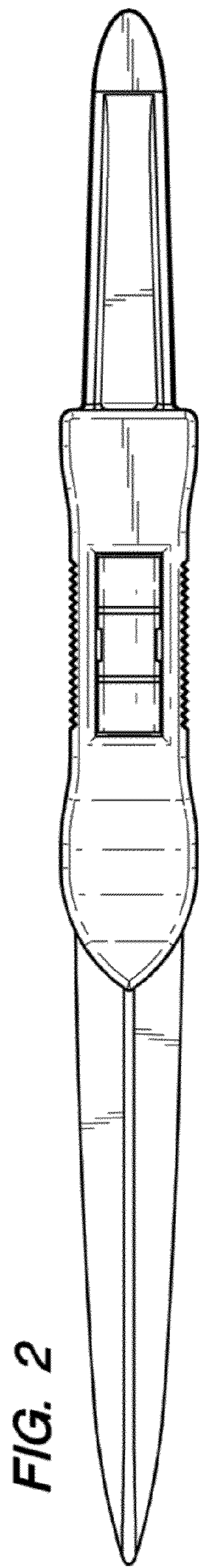


FIG. 6

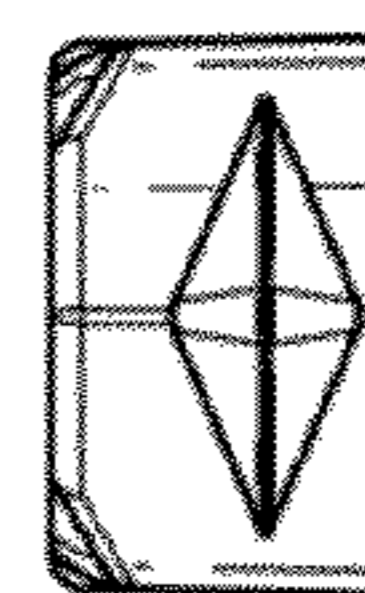


FIG. 5