US00D713701S

(12) United States Design Patent

Kozakai et al.

(10) Patent No.: US D713,701 S
(45) Date of Patent: ** Sep. 23, 2014

(54) **SCISSORS**

(71) Applicant: **Plus Corporation**, Tokyo (JP)

(72) Inventors: **Tetsuo Kozakai**, Tokyo (JP); **Naoya Yoshida**, Tokyo (JP)

(73) Assignee: **Plus Corporation**, Tokyo (JP)

(**) Term: **14 Years**

(21) Appl. No.: **29/470,679**

(22) Filed: **Oct. 24, 2013**

(30) **Foreign Application Priority Data**

Apr. 25, 2013 (JP) 2013-009265

(51) **LOC (10) Cl.** **08-03**

(52) **U.S. Cl.**
USPC **D8/57**

(58) **Field of Classification Search**
CPC B26B 13/00; B26B 13/20; B26B 13/12; B26B 17/00
USPC 7/135, 136; D28/44, 57; 30/131, 195, 30/229, 194, 230–235, 341, 268, 350, 30/254–258; D21/532; D27/195; D8/4, 5, D8/51–58, 105, 107
See application file for complete search history.

(56) **References Cited**

U.S. PATENT DOCUMENTS

D398,210	S	*	9/1998	Tanaka	D8/57
D455,942	S	*	4/2002	Gstalder	D8/57
6,493,947	B2	*	12/2002	Stokes	30/341
D543,817	S	*	6/2007	McLean	D8/57
D608,613	S	*	1/2010	Hedrick et al.	D8/57
D617,167	S	*	6/2010	Trotter et al.	D8/57
D623,495	S	*	9/2010	Chuang	D8/57
D678,021	S	*	3/2013	Kanda et al.	D8/57
D678,742	S	*	3/2013	Iwasaki	D8/57
D705,025	S	*	5/2014	West	D8/57

* cited by examiner

Primary Examiner — Deanna L Pratt
Assistant Examiner — Harold Blackwell, II
(74) *Attorney, Agent, or Firm* — The Marbury Law Group, PLLC

(57) **CLAIM**

The ornamental design for scissors, as shown and described.

DESCRIPTION

FIG. **1** is a front view of the scissors design in a closed position.
FIG. **2** is a rear view of the scissors design in the closed position.
FIG. **3** is a top view of the scissors design in the closed position.
FIG. **4** is a bottom view of the scissors design in the closed position.
FIG. **5** is a right side view of the scissors design in the closed position.
FIG. **6** is a left side view of the scissors design in the closed position.
FIG. **7** is a front/right side perspective view of the scissors design in the closed position.
FIG. **8** is a rear/left side perspective view of the scissors design in the closed position.
FIG. **9** is a front view of the scissors design in an open position; and,
FIG. **10** is a rear view of the scissors design in the open position.

1 Claim, 10 Drawing Sheets

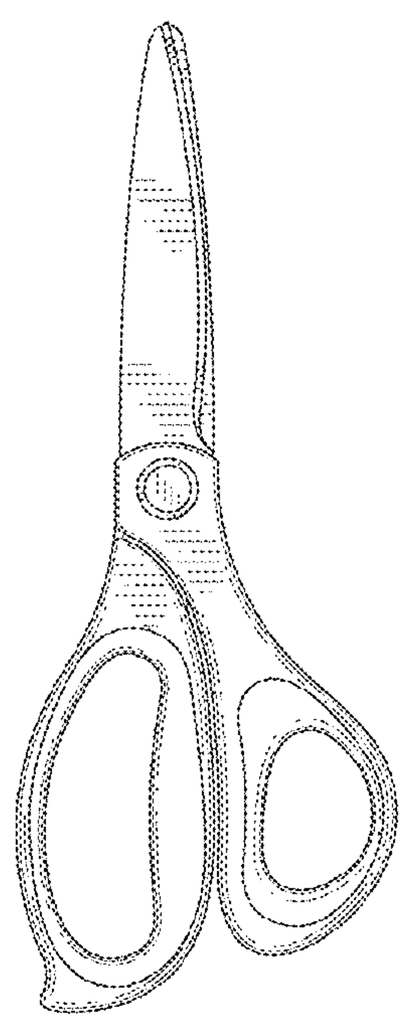

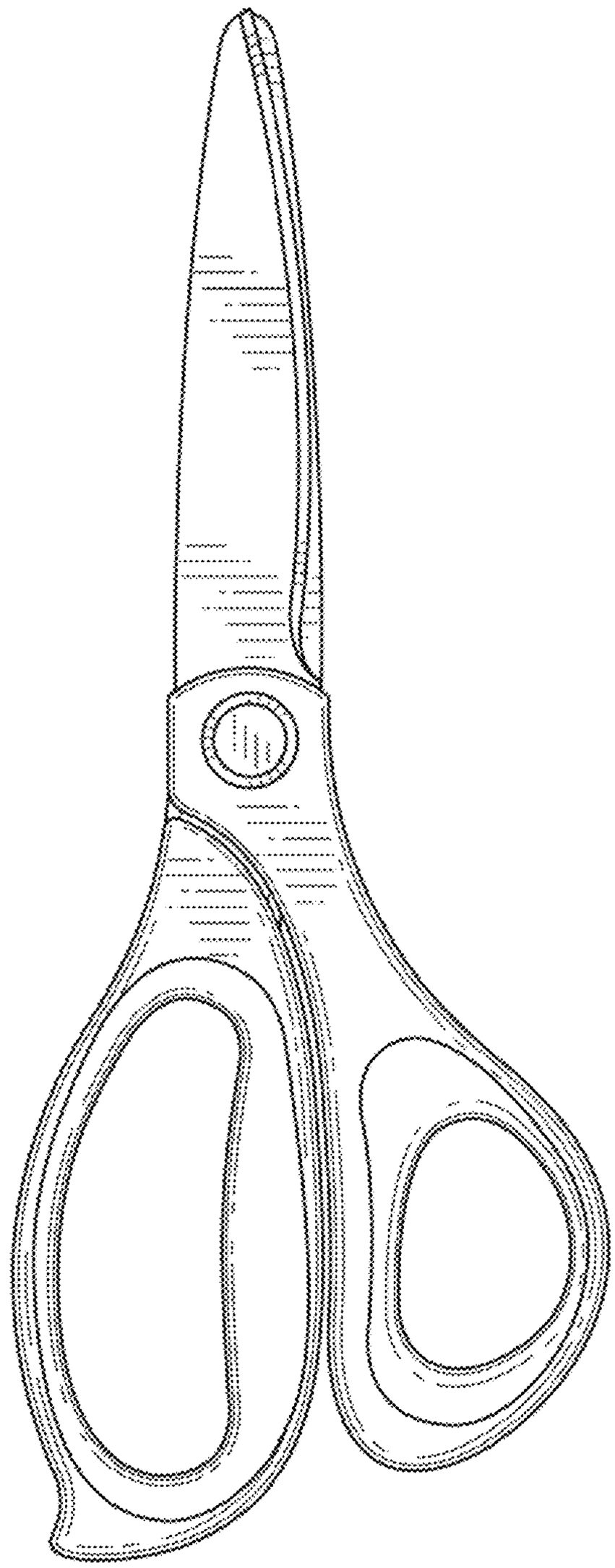

FIG. 1

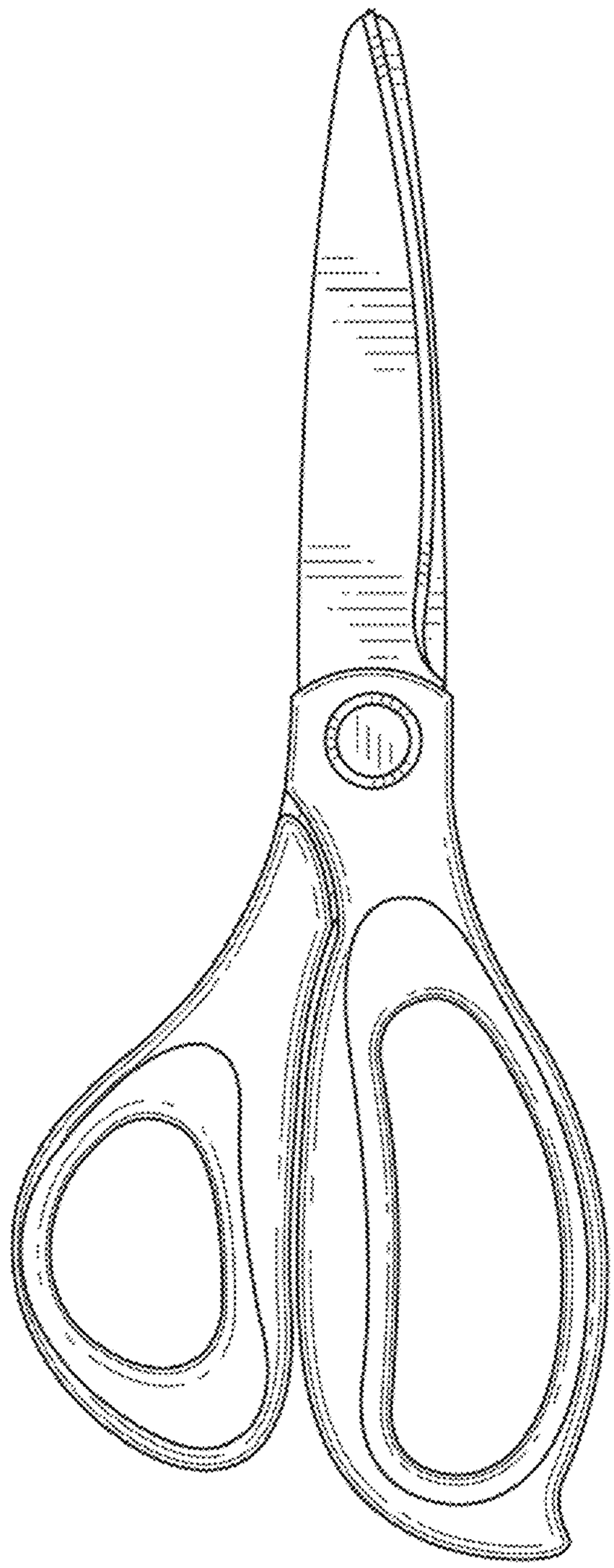

FIG. 2

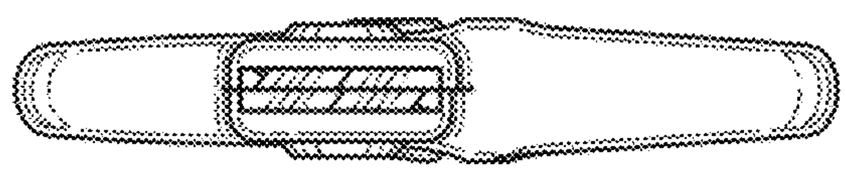

FIG. 3

FIG. 4

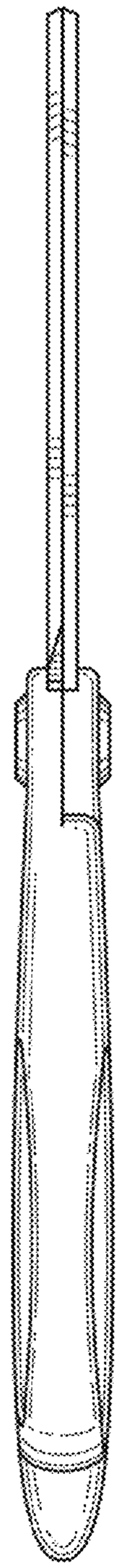

FIG. 5

FIG. 6

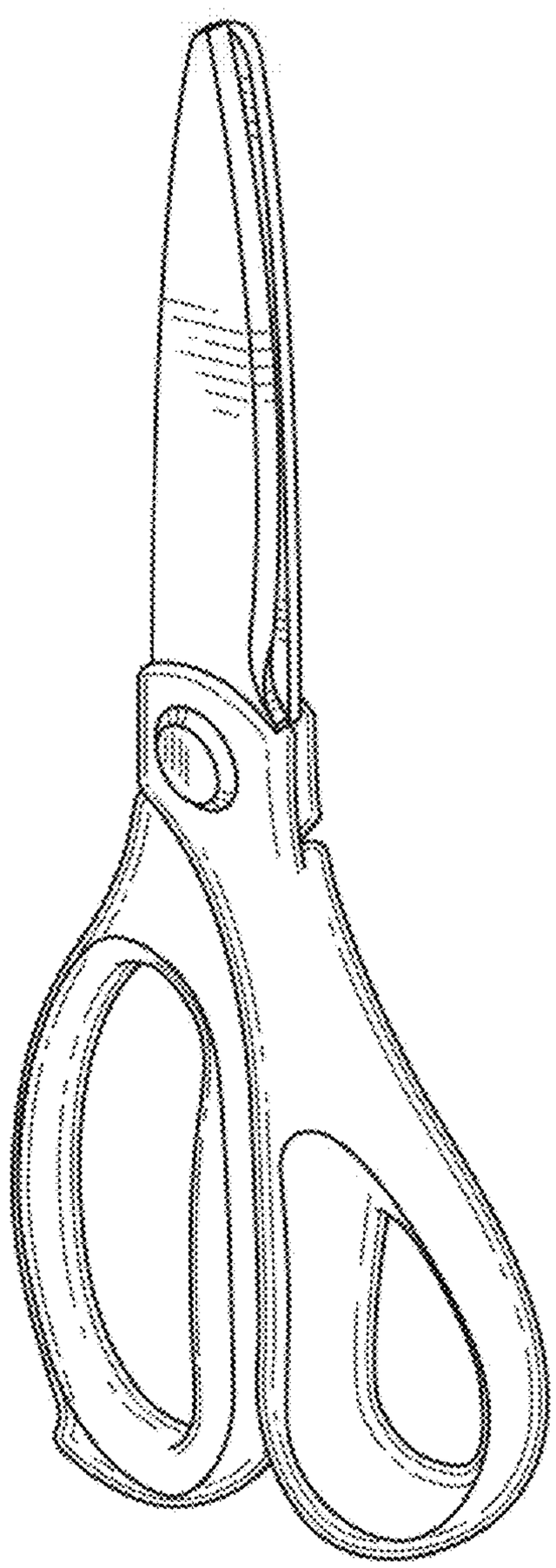

FIG. 7

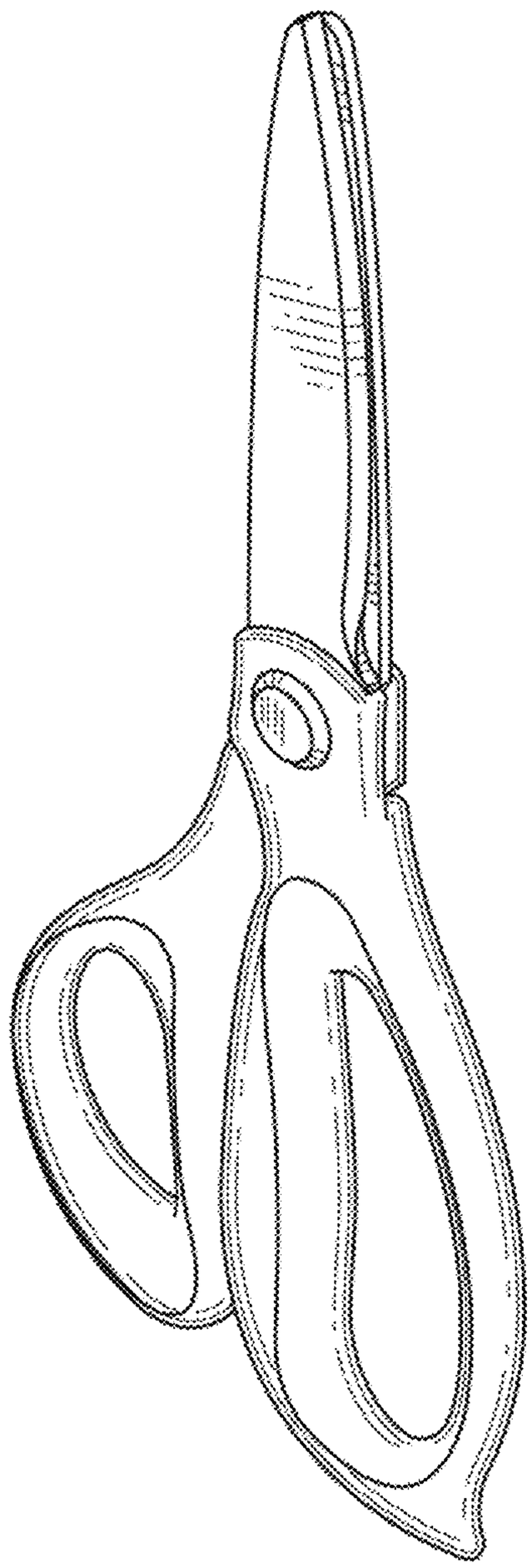

FIG. 8



FIG. 9



FIG. 10