



US00D713695S

(12) **United States Design Patent**
Hurt

(10) **Patent No.:** **US D713,695 S**

(45) **Date of Patent:** **** Sep. 23, 2014**

(54) **ROTATABLE FOOD ROASTING DEVICE**

(71) Applicant: **Robert Shane Hurt**, Becker, MN (US)

(72) Inventor: **Robert Shane Hurt**, Becker, MN (US)

(**) Term: **14 Years**

(21) Appl. No.: **29/476,960**

(22) Filed: **Dec. 18, 2013**

(51) **LOC (10) Cl.** **07-02**

(52) **U.S. Cl.**
USPC **D7/683**

(58) **Field of Classification Search**
CPC A47J 43/283
USPC D7/680-696, 395, 393, 368, 669, 409,
D7/323, 672; 99/415-419, 426, 449, 441,
99/421 R, 425, 421 V, 421 A; 30/323;
7/110, 113, 109
See application file for complete search history.

(56) **References Cited**

U.S. PATENT DOCUMENTS

2,649,042 A * 8/1953 Wickman 99/421 A
3,931,758 A * 1/1976 Blake 99/419
5,238,445 A * 8/1993 Green 99/421 A

D377,888 S * 2/1997 Griffin D7/683
D395,988 S * 7/1998 Badour D7/683
D496,835 S * 10/2004 Scott D7/683
D657,207 S * 4/2012 Habig et al. D7/683

* cited by examiner

Primary Examiner — Terry Wallace

(74) *Attorney, Agent, or Firm* — Geiser Law, PLLC; Greg N. Geiser


(57) **CLAIM**

The ornamental design for a rotatable food roasting device, as shown and described.

DESCRIPTION

FIG. 1 is a perspective view of the new design of a rotatable food roasting device;
FIG. 2 is a top plan view thereof;
FIG. 3 is a right side view thereof;
FIG. 4 is a bottom view thereof;
FIG. 5 is a rear elevational view along the section line 5-5 of FIG. 3 thereof;
FIG. 6 is front elevational view along the section line 6-6 of FIG. 3 thereof; and,
FIG. 7 is a perspective view indicating enlargement of the handle portion of the device thereof.

1 Claim, 4 Drawing Sheets



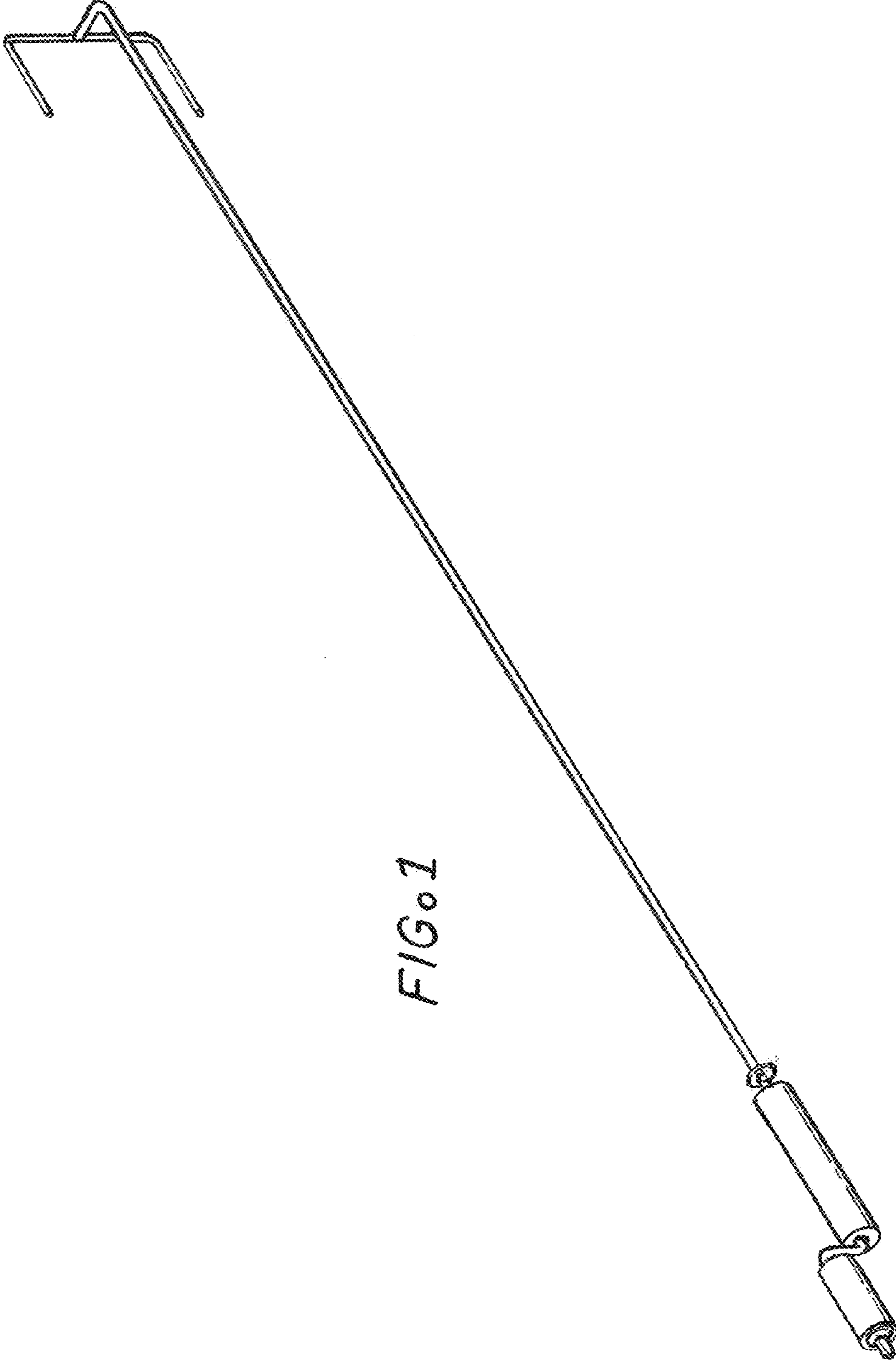


FIG. 1

FIG. 2

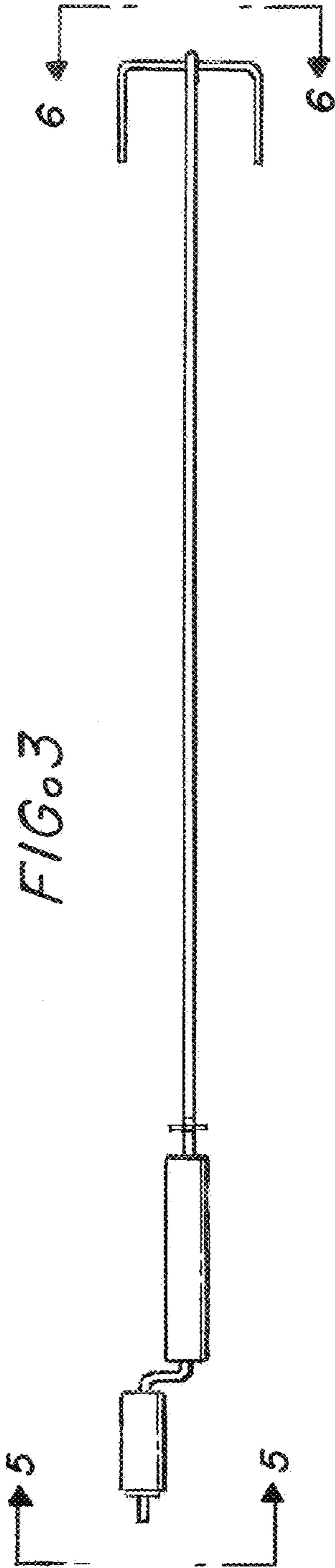
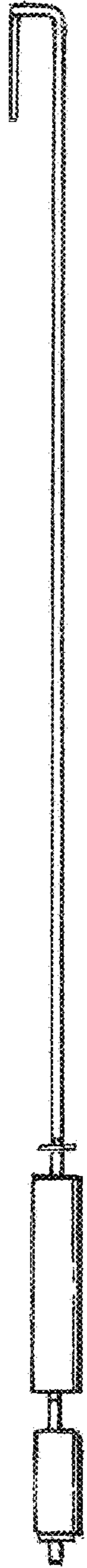
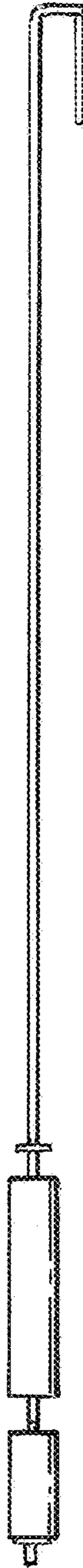


FIG. 3

FIG. 4



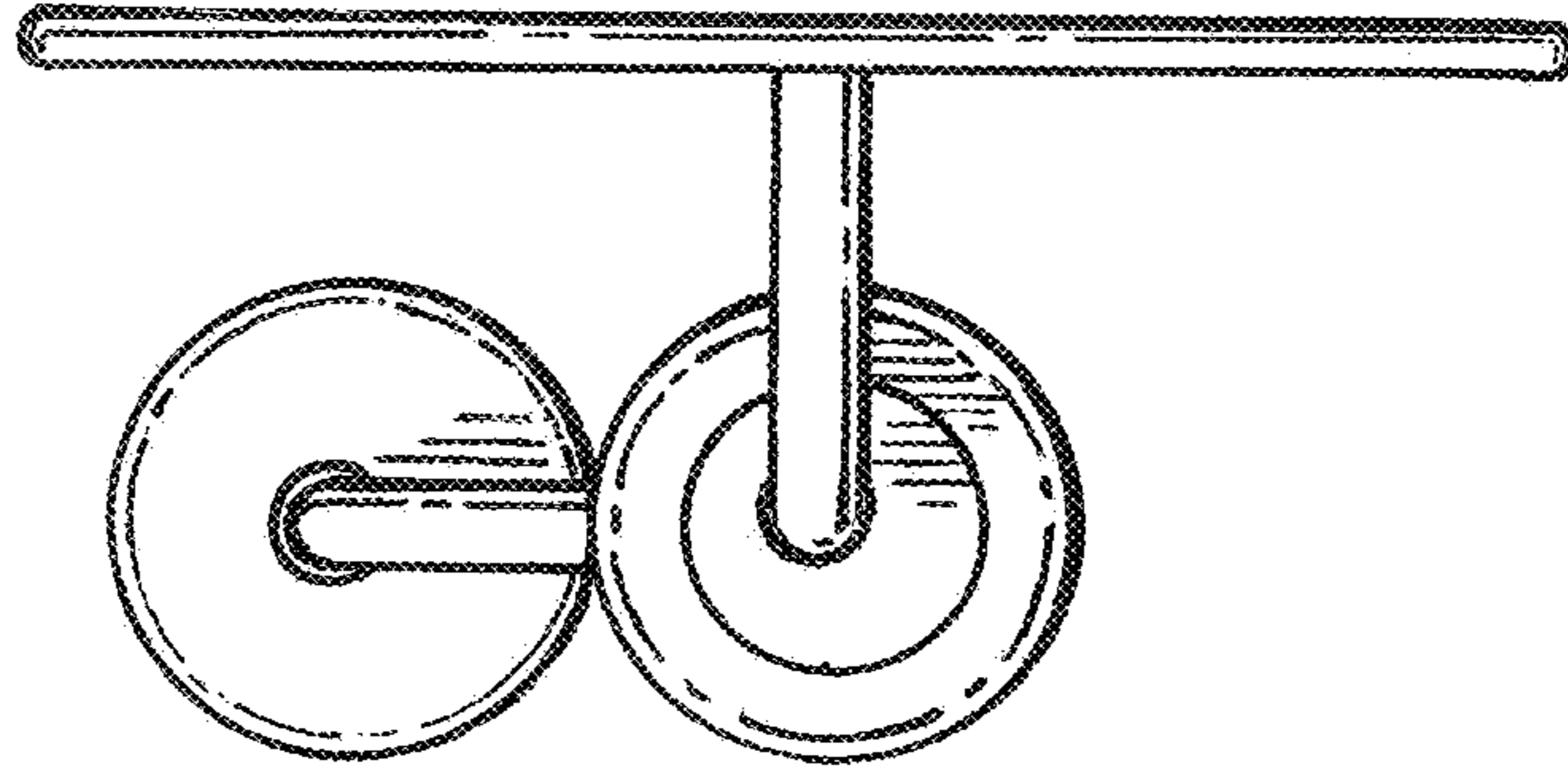


FIG. 6

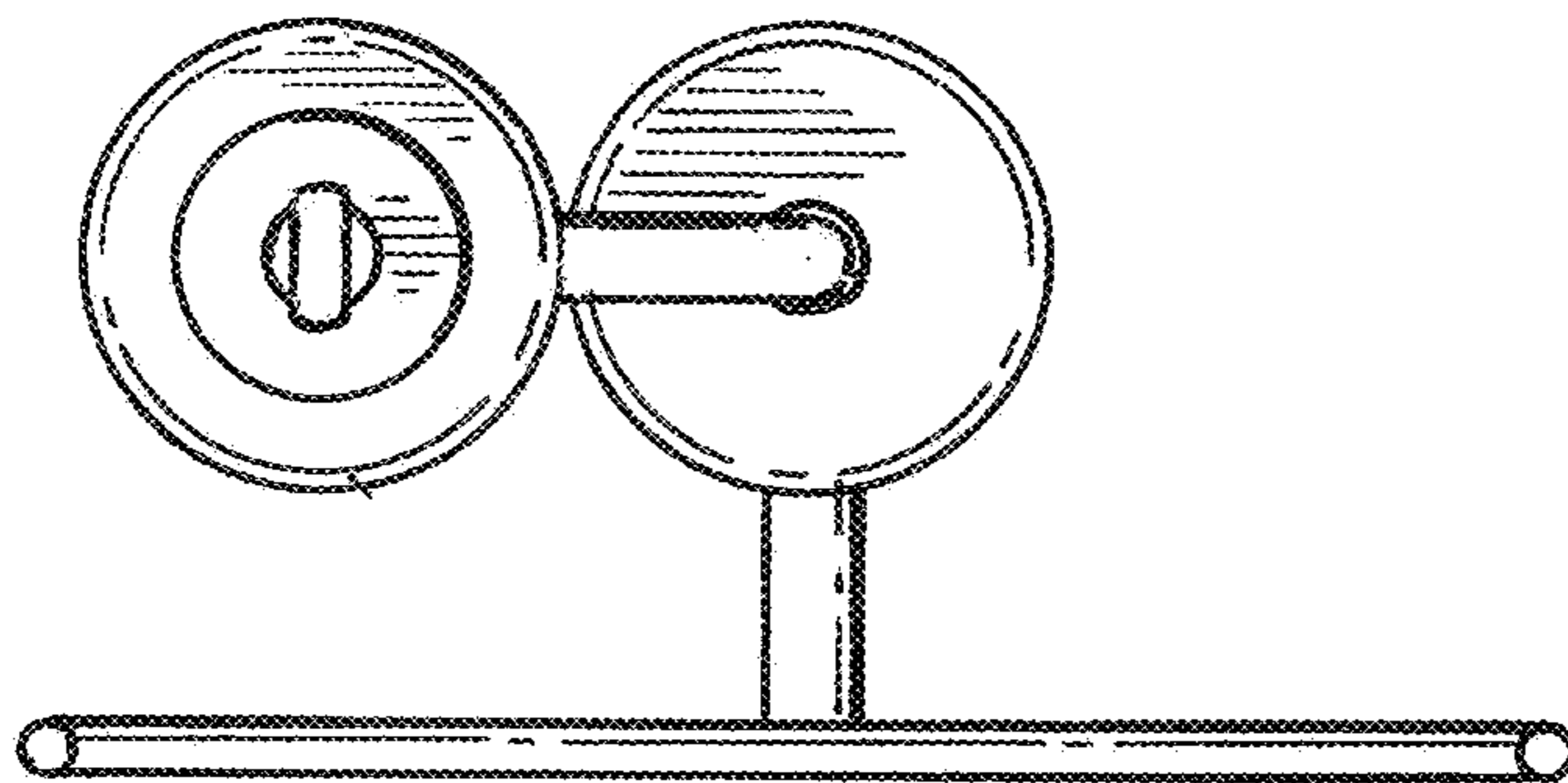


FIG. 5

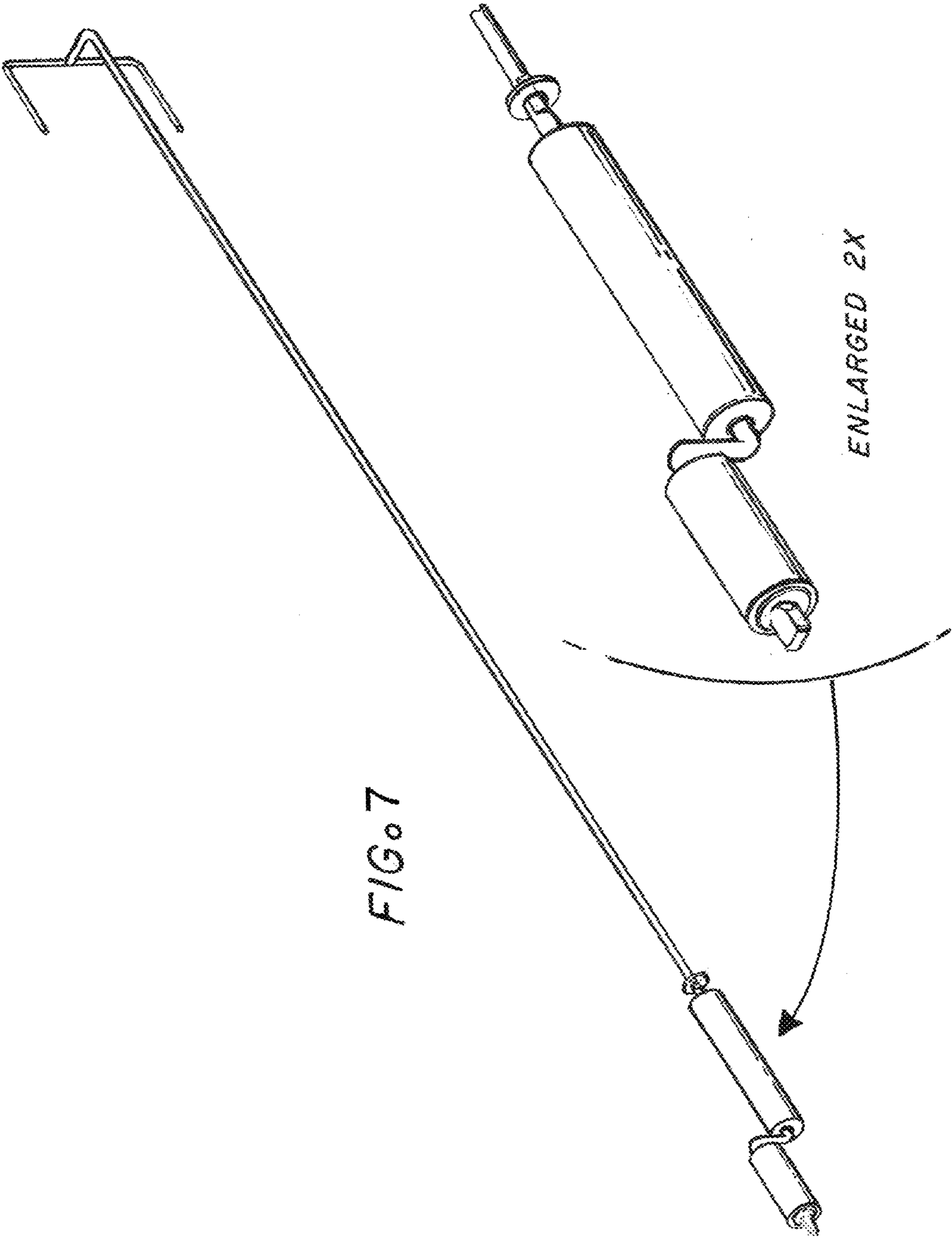


FIG. 7

ENLARGED 2X