



US00D713666S

(12) **United States Design Patent**
Van Baelen

(10) **Patent No.:** **US D713,666 S**

(45) **Date of Patent:** **** Sep. 23, 2014**

(54) **BEVERAGE DISPENSER**

(71) Applicant: **Sandenvendo Europe S.p.A.**, Coniolo (IT)

(72) Inventor: **Stefaan Van Baelen**, Duesseldorf (DE)

(73) Assignee: **Sandenvendo Europe S.p.A.**, Coniolo (IT)

(**) Term: **14 Years**

(21) Appl. No.: **29/446,673**

(22) Filed: **Feb. 26, 2013**

(51) **LOC (10) Cl.** **07-01**

(52) **U.S. Cl.**
USPC **D7/306; D7/311**

(58) **Field of Classification Search**
USPC D7/306-311, 300, 313; 222/129.1, 222/146.6, 185.1; 99/319, 308, 307, 281, 99/288; D6/512, 680; D20/1; D23/209
See application file for complete search history.

(56) **References Cited**

U.S. PATENT DOCUMENTS

D183,532 S * 9/1958 McCauley D7/311
D245,608 S * 8/1977 Murphy D7/307
D284,925 S * 8/1986 Jacobs et al. D7/308
D297,697 S * 9/1988 Fossella D7/311

D323,875 S * 2/1992 Kang et al. D23/209
D366,179 S * 1/1996 Hauser et al. D7/307
D467,764 S * 12/2002 Harrison et al. D7/306
D597,605 S * 8/2009 Davis D20/1
D608,131 S * 1/2010 Meldrum et al. D7/307
D642,851 S * 8/2011 Yui D7/307
8,387,455 B1 * 3/2013 Kaminski 73/304 C
D696,350 S * 12/2013 d'Amore et al. D20/1

* cited by examiner

Primary Examiner — Marianne Pandozzi

(74) *Attorney, Agent, or Firm* — Cozen O'Connor

(57) **CLAIM**

The ornamental design for a beverage dispenser, as shown and described.

DESCRIPTION

FIG. 1 is a front elevational view of a beverage dispenser showing my new design;
FIG. 2 is a rear elevational view of my design;
FIG. 3 is a left side elevational view of my design;
FIG. 4 is a right side elevational view of my design;
FIG. 5 is a top plan view of my design;
FIG. 6 is a bottom plan view of my design;
FIG. 7 is a bottom left front perspective view of my design;
FIG. 8 is a right top front perspective view of my design; and,
FIG. 9 is a right top front perspective view of my design with the cup support shown in alternate position.

The broken lines in the drawings are included for the purpose of illustration and form no part of the claimed design.

1 Claim, 5 Drawing Sheets




FIG. 1

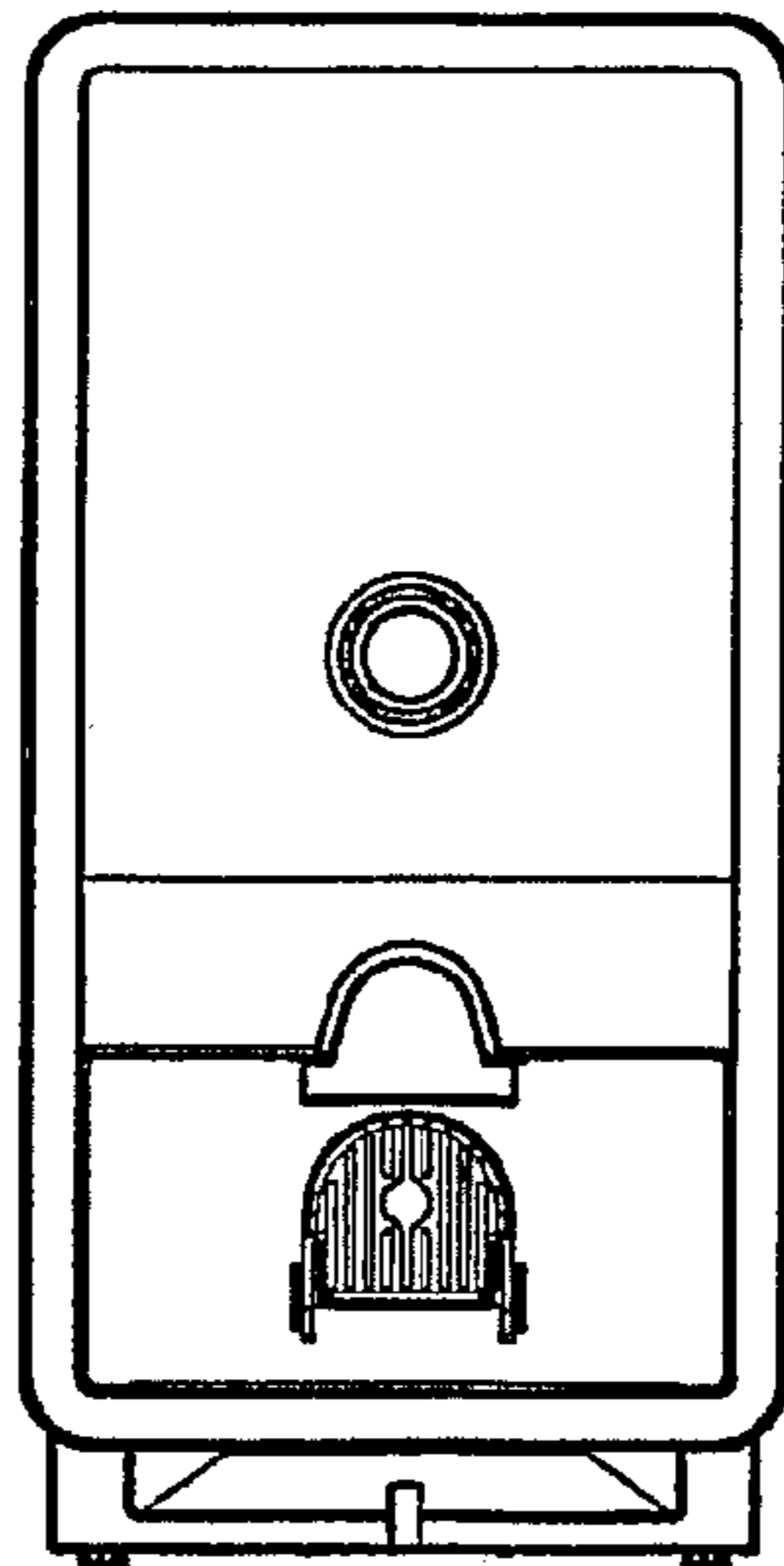


FIG. 2




FIG. 3

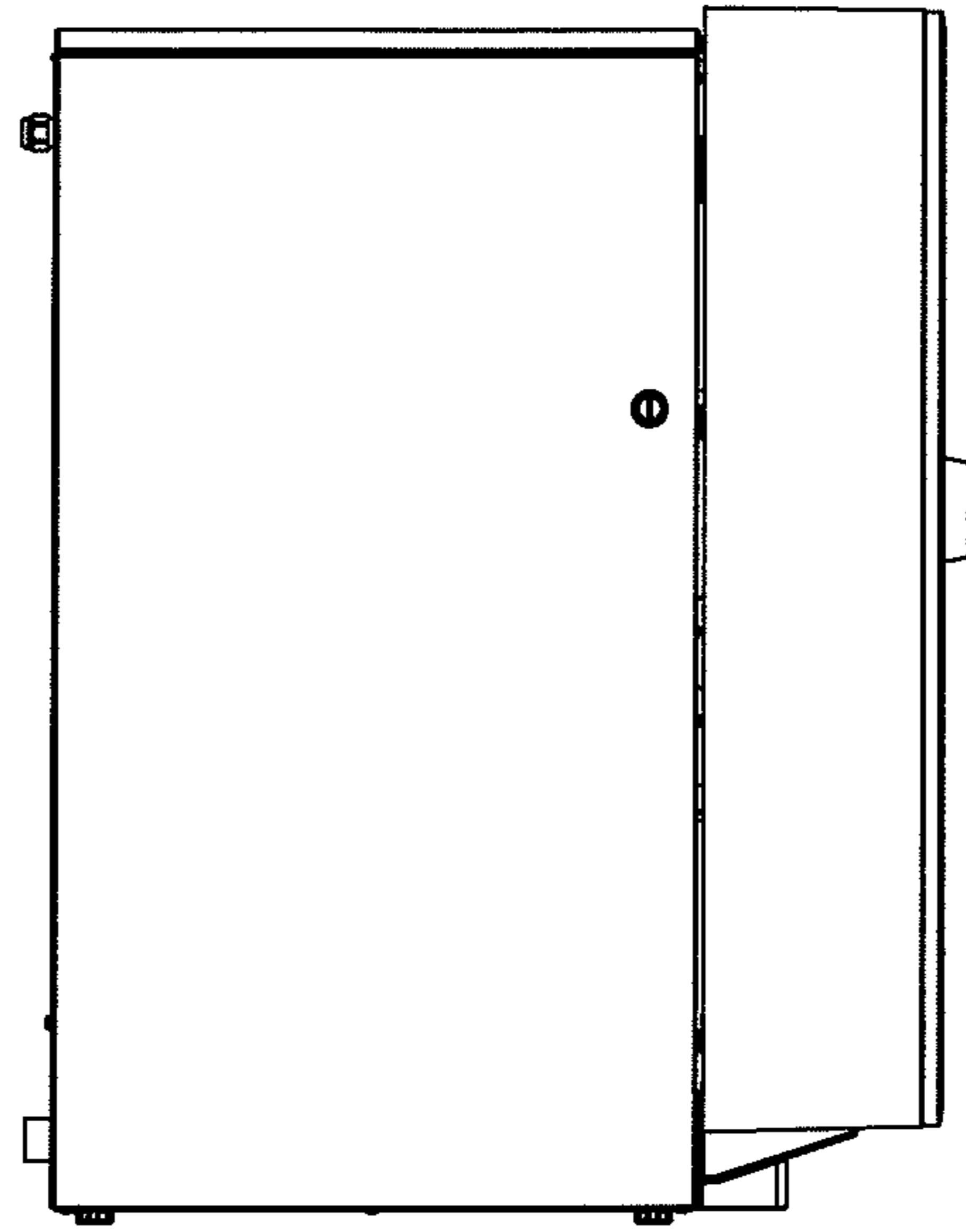


FIG. 4

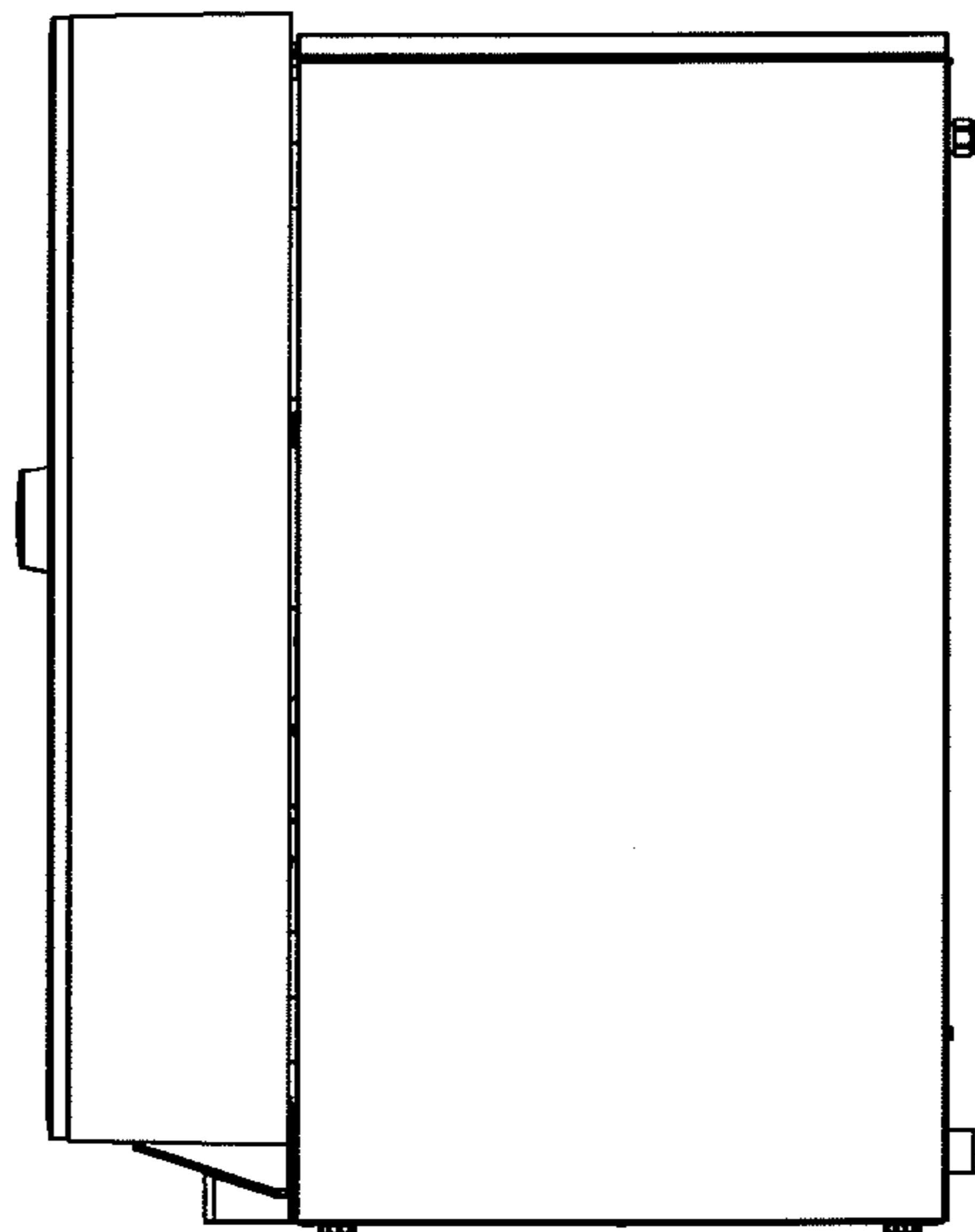


FIG. 5

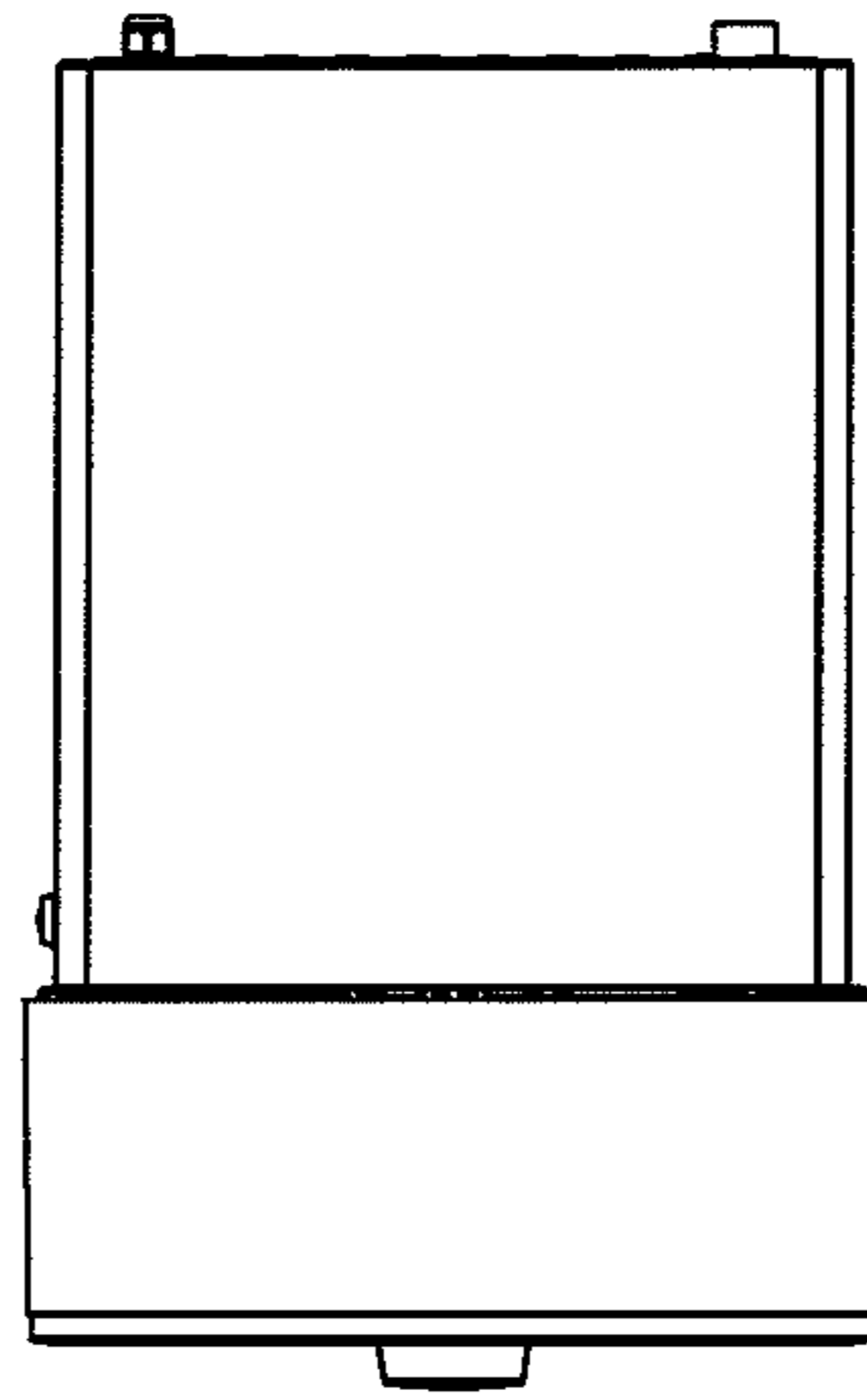


FIG. 6

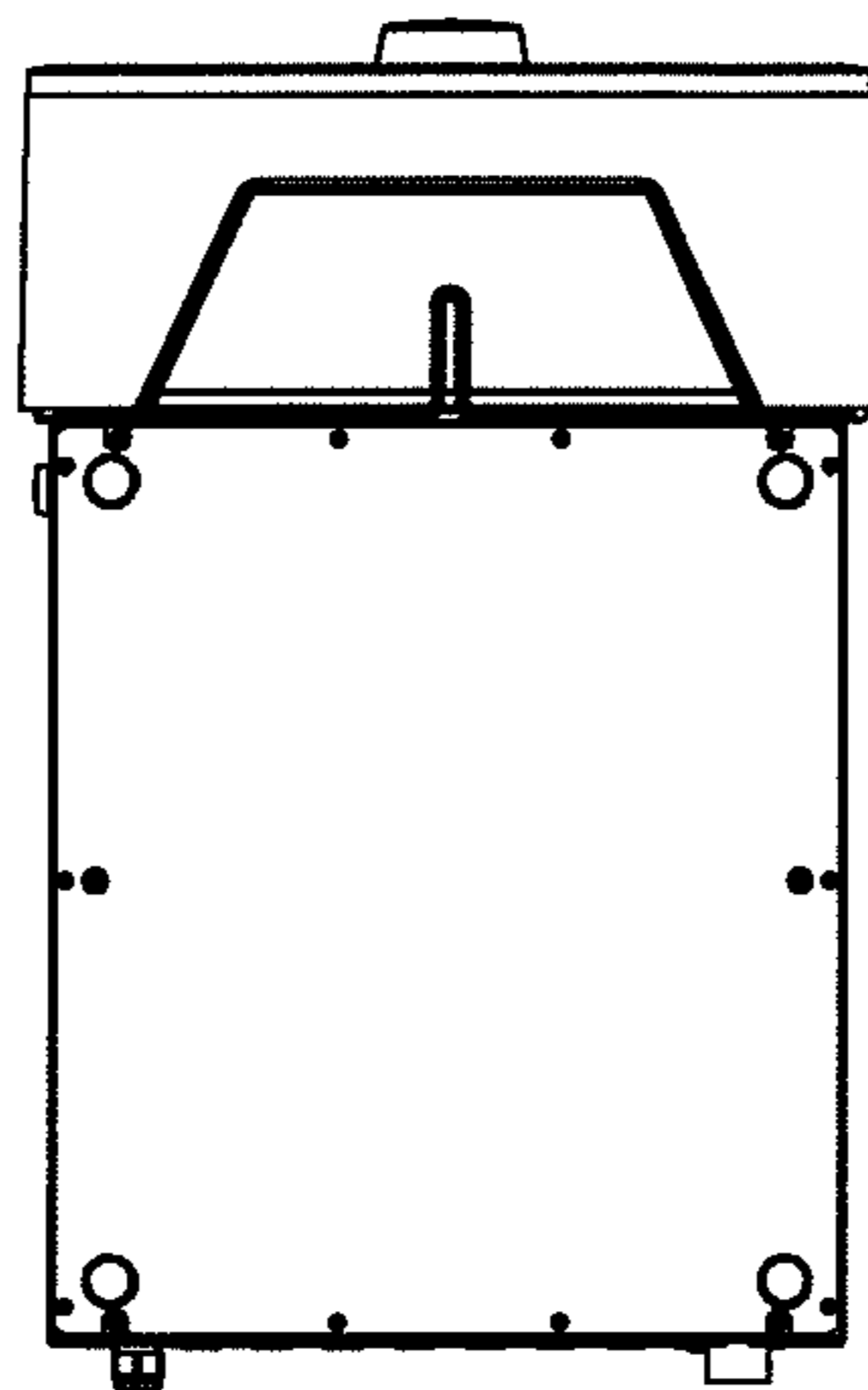


FIG. 7

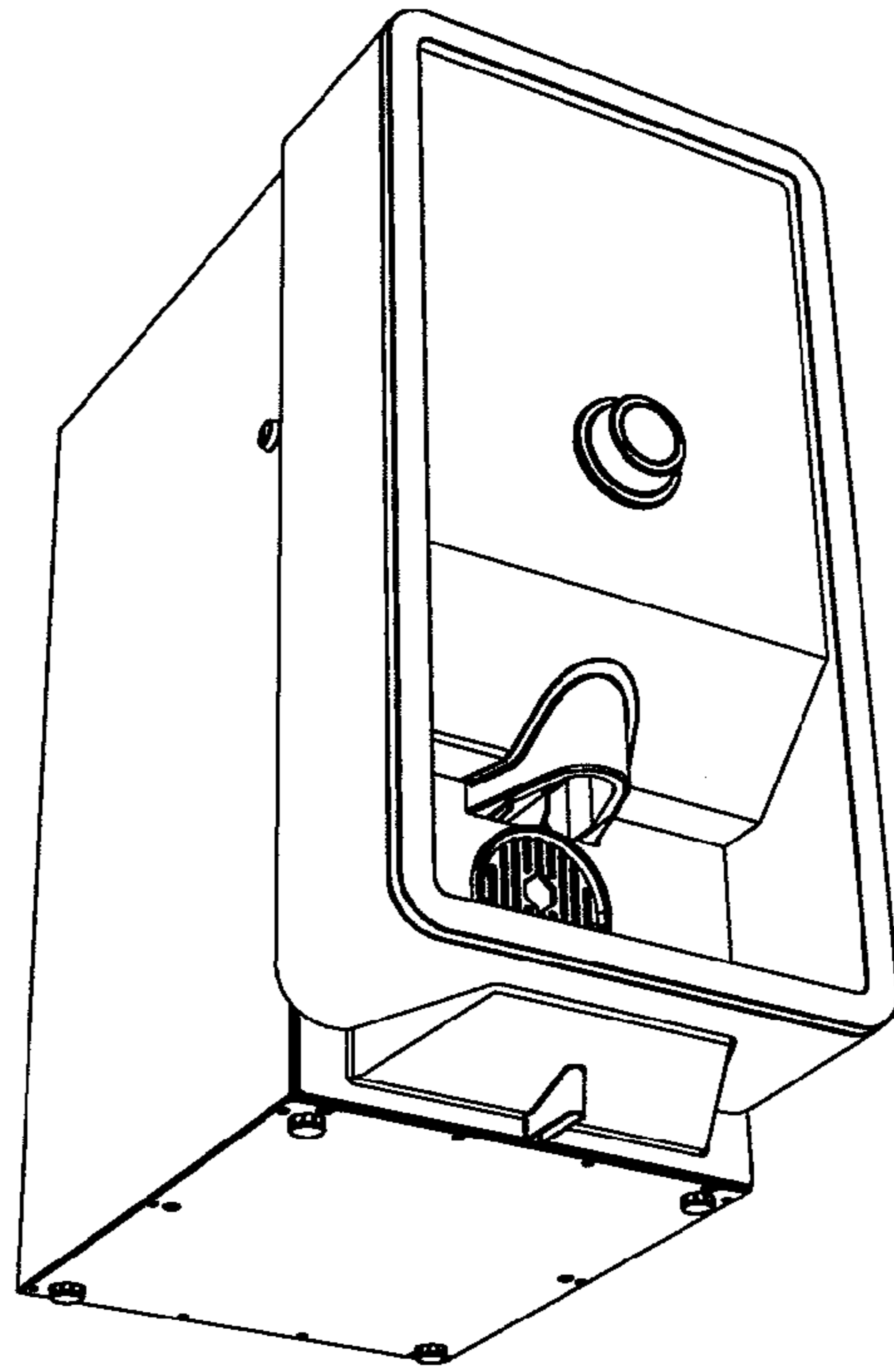


FIG. 8




FIG. 9

