



US00D713660S

(12) **United States Design Patent**
Weatherly

(10) **Patent No.:** **US D713,660 S**

(45) **Date of Patent:** **** Sep. 23, 2014**

(54) **MODULAR SHELVING**

(75) Inventor: **Matthew Weatherly**, Fairfax, VA (US)

(73) Assignee: **Becker Designed, Inc.**, Chantilly, VA (US)

(**) Term: **14 Years**

(21) Appl. No.: **29/404,430**

(22) Filed: **Oct. 20, 2011**

(51) **LOC (10) Cl.** **06-01**

(52) **U.S. Cl.**
USPC **D6/675.1**

(58) **Field of Classification Search**
USPC D6/396-397, 477-479, 509-511, 571,
D6/672-673, 675-675.1; 108/11, 65, 59,
108/91-92, 96; 211/42, 85, 87.01, 90.01,
211/107, 111, 153, 186
See application file for complete search history.

(56) **References Cited**

U.S. PATENT DOCUMENTS

D364,055 S *	11/1995	Pakla	D6/477
6,202,867 B1 *	3/2001	Di Blasi et al.	211/188
D450,488 S *	11/2001	Stone et al.	D6/479
D450,518 S *	11/2001	Frederick	D6/630
D518,665 S *	4/2006	Palmquist	D6/478
D522,772 S *	6/2006	O'Reilly	D6/436
D525,455 S *	7/2006	O'Reilly	D6/436
D555,963 S *	11/2007	Andrews	D6/571
D586,153 S *	2/2009	Maly	D6/476
D607,667 S *	1/2010	Cayouette	D6/449

D622,521 S *	8/2010	Urquiola	D6/478
D665,198 S *	8/2012	Levy et al.	D6/478
8,517,189 B2 *	8/2013	Donohoe	211/90.04
D691,837 S *	10/2013	Hinkle	D6/675.1
D691,838 S *	10/2013	Hinkle	D6/675.1
2002/0178979 A1 *	12/2002	Tidemann	108/186

* cited by examiner


Primary Examiner — Kelley Donnelly
(74) *Attorney, Agent, or Firm* — Design IP

(57) **CLAIM**
The ornamental design for modular shelving, as shown and described.

DESCRIPTION

FIG. 1 is a front perspective view of a first embodiment of a modular shelving showing our new design; FIG. 2 is a front orthographic view thereof; FIG. 3 is a rear orthographic view thereof; FIG. 4 is a top orthographic view thereof; FIG. 5 is a bottom orthographic view thereof; FIG. 6 is a left side orthographic view thereof; FIG. 7 is a right side orthographic view thereof; FIG. 8 is a front perspective view of a second embodiment of our design; FIG. 9 is a front orthographic view thereof; FIG. 10 is a top orthographic view thereof; FIG. 11 is a bottom orthographic view thereof; FIG. 12 is a left side orthographic view thereof; and, FIG. 13 is a right side orthographic view thereof. The broken lines shown in FIGS. 8-11 and 13 illustrate portions of the modular shelving which form no part of the claimed design. The rear view of the embodiment of FIGS. 8-13 is omitted and forms no part of the claimed design.

1 Claim, 9 Drawing Sheets






FIG. 1

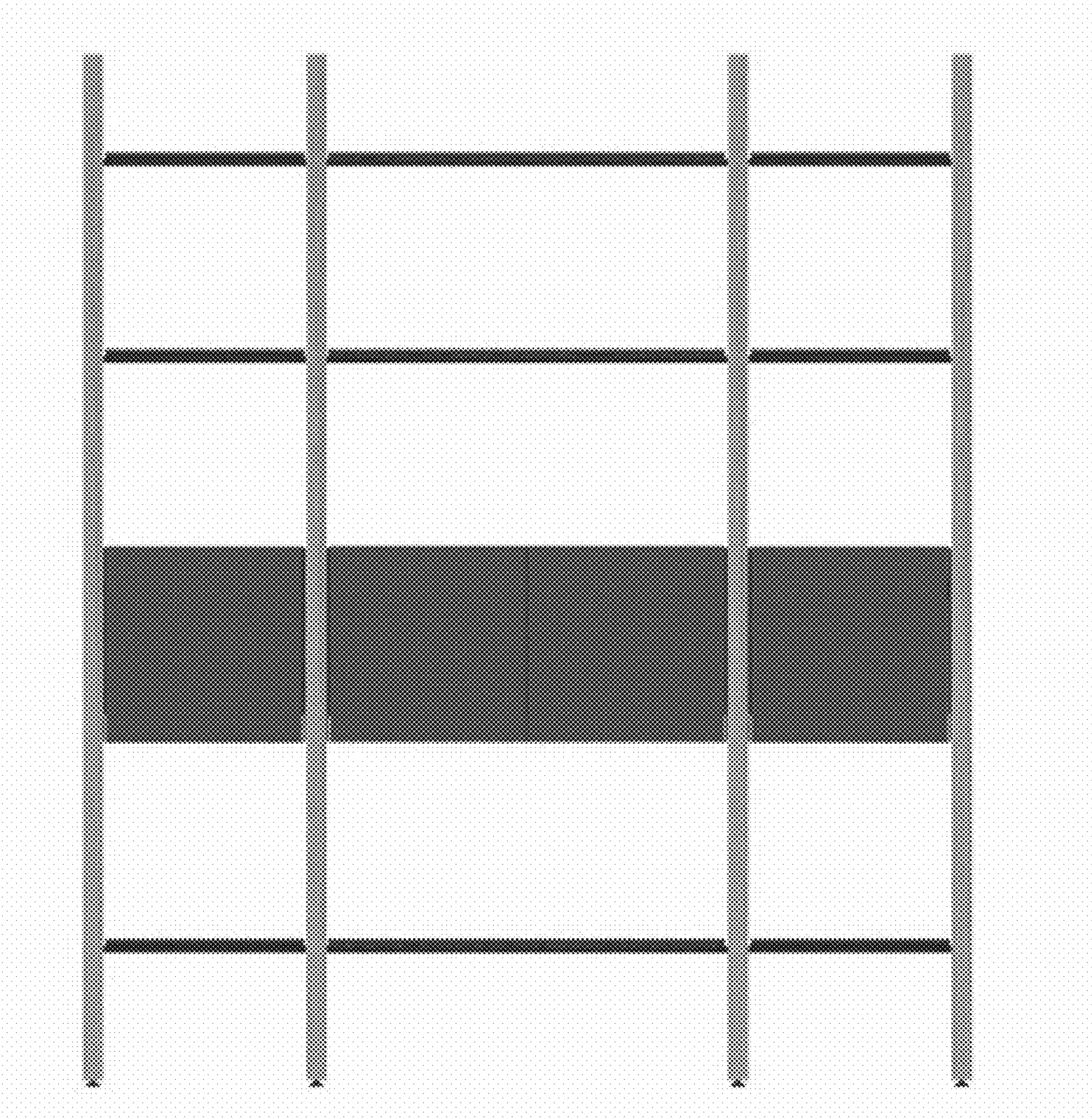


FIG. 2




FIG. 3




FIG. 4




FIG. 5




FIG. 6




FIG. 7

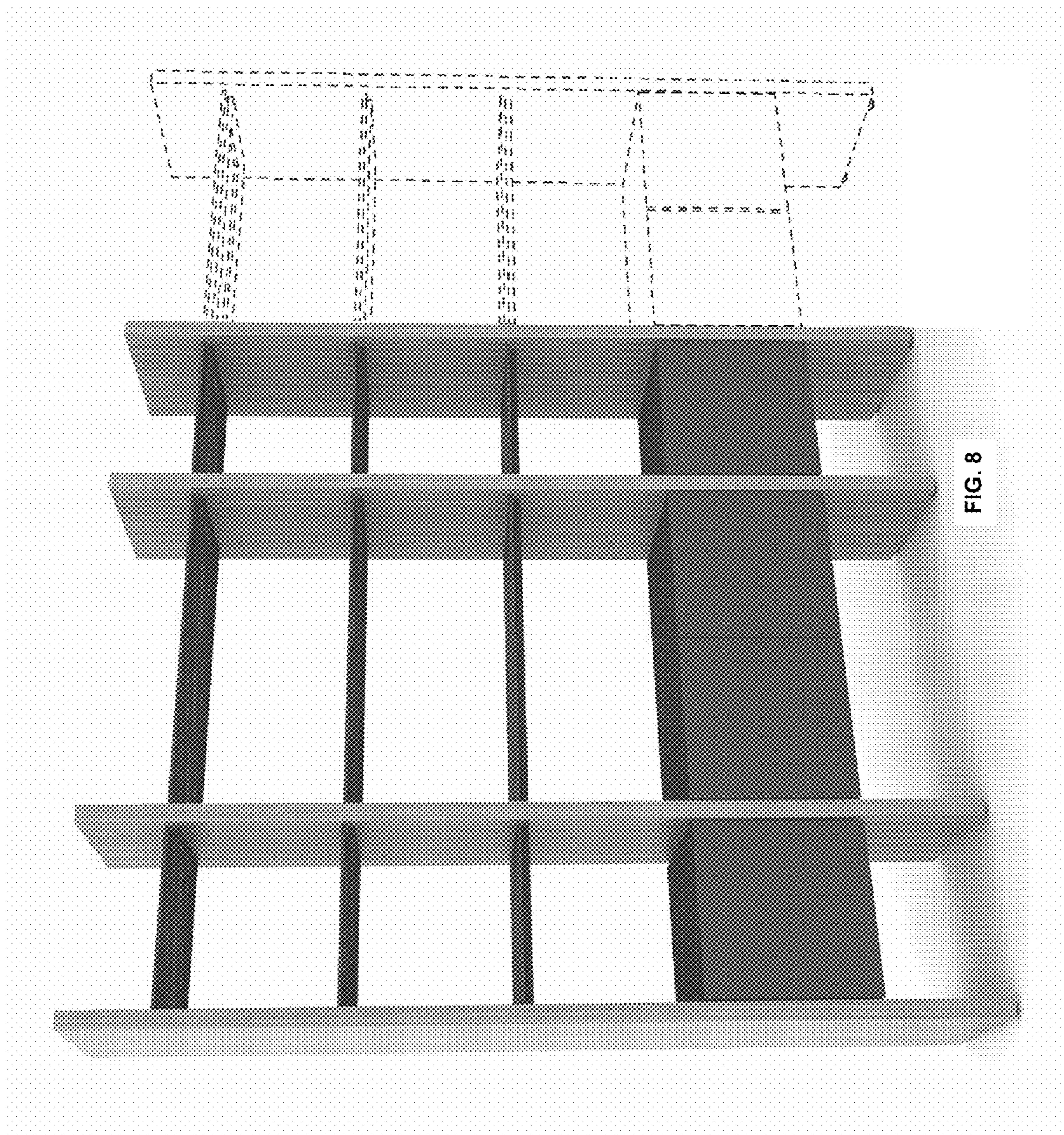
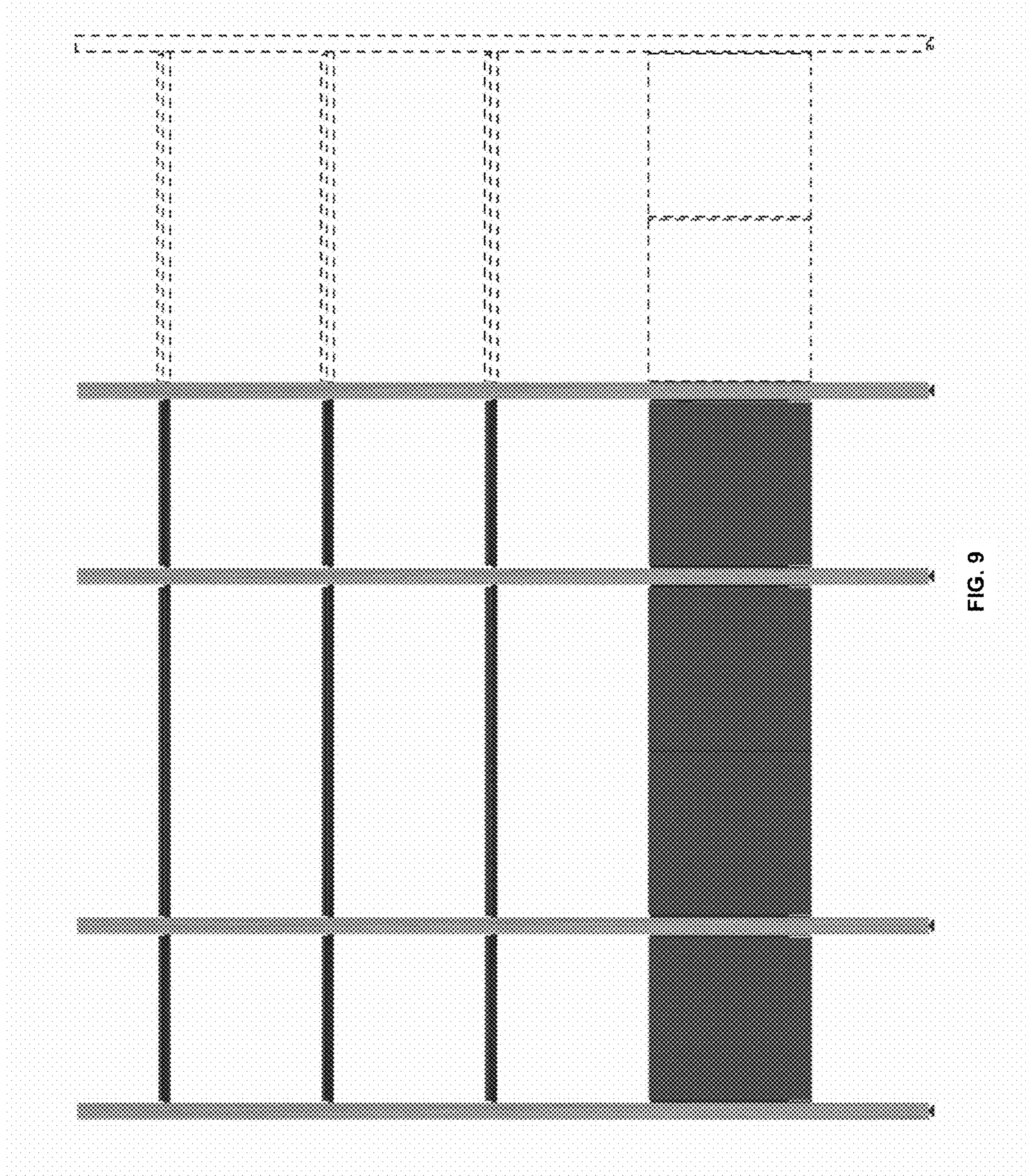


FIG. 8






FIG. 10




FIG. 11




FIG. 12




FIG. 13