



US00D713657S

(12) **United States Design Patent**  
**McNett et al.**

(10) **Patent No.:** **US D713,657 S**

(45) **Date of Patent:** **\*\* Sep. 23, 2014**

(54) **TOWEL WITH SNAPABLE LOOP AND EYELETS**

(71) Applicant: **McNett Corporation**, Bellingham, WA (US)

(72) Inventors: **Duane V. McNett**, Bellingham, WA (US); **Travis Huisman**, Sedro-Wooley, WA (US); **Christian Rudolph**, Bellingham, WA (US); **Aaron McElroy**, Bellingham, WA (US); **Geoff Perrin**, Ogden, UT (US); **Tanya Brooks**, Bellingham, WA (US)

(73) Assignee: **McNett Corporation**, Bellingham, WA (US)

(\*\*) Term: **14 Years**

(21) Appl. No.: **29/443,266**

(22) Filed: **Jan. 15, 2013**

(51) **LOC (10) Cl.** ..... **06-09**

(52) **U.S. Cl.**  
USPC ..... **D6/608**

(58) **Field of Classification Search**  
USPC ..... D6/595, 596, 608; 5/417-420, 485; 15/208, 209.1; 297/229  
See application file for complete search history.

(56) **References Cited**

**U.S. PATENT DOCUMENTS**

2,264,471 A \* 12/1941 Glenn ..... 5/419

2,754,532 A *	7/1956	Kanehl et al. ....	15/209.1
5,179,741 A *	1/1993	Book .....	5/417
D339,951 S *	10/1993	Parkison et al. ....	D6/608
D382,757 S *	8/1997	Vick .....	D6/608
D384,853 S *	10/1997	Parker et al. ....	D6/608
D421,198 S *	2/2000	Surface .....	D6/608
D498,107 S *	11/2004	Sheppard, Jr. ....	D6/608
D510,195 S *	10/2005	Adams .....	D6/608
D578,598 S *	10/2008	Anderson .....	D22/108
D634,149 S *	3/2011	St. James .....	D6/608
D685,594 S *	7/2013	Crookes .....	D6/595

\* cited by examiner

*Primary Examiner* — Janice Seeger

(74) *Attorney, Agent, or Firm* — David L. Stott

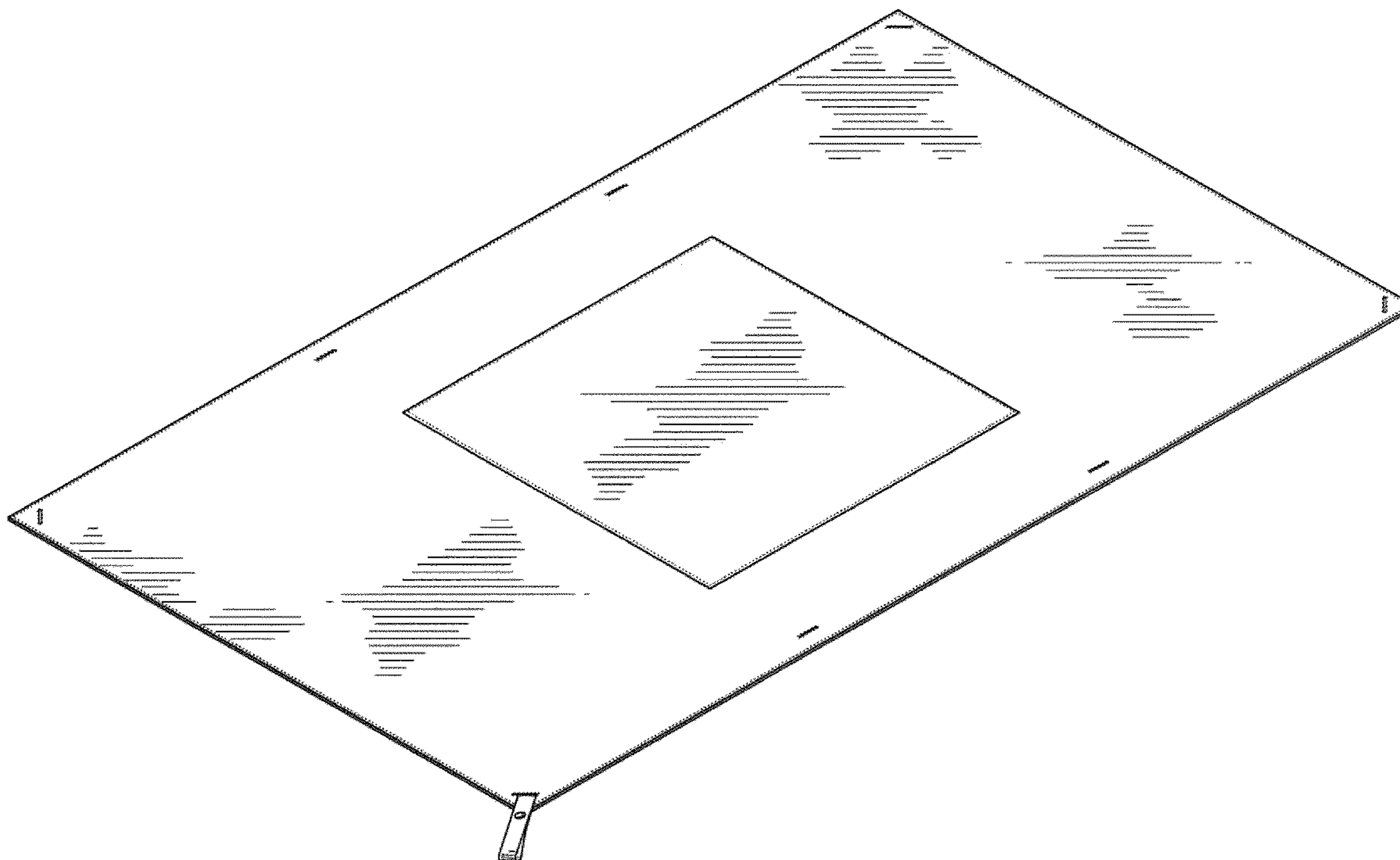
(57) **CLAIM**

The ornamental design for a towel with snapable loop and eyelets, as shown and described.

**DESCRIPTION**

FIG. 1 is an isometric view of an embodiment of a towel with a snapable loop and eyelets;  
FIG. 2 is a top view of the towel of FIG. 1;  
FIG. 3 is a bottom view of the towel of FIG. 1;  
FIG. 4 is a side-front view of the towel of FIG. 1;  
FIG. 5 is a side-rear view of the towel of FIG. 1;  
FIG. 6 is a side-front view of the towel of FIG. 1; and,  
FIG. 7 is a side-rear view of the towel of FIG. 1.

**1 Claim, 3 Drawing Sheets**



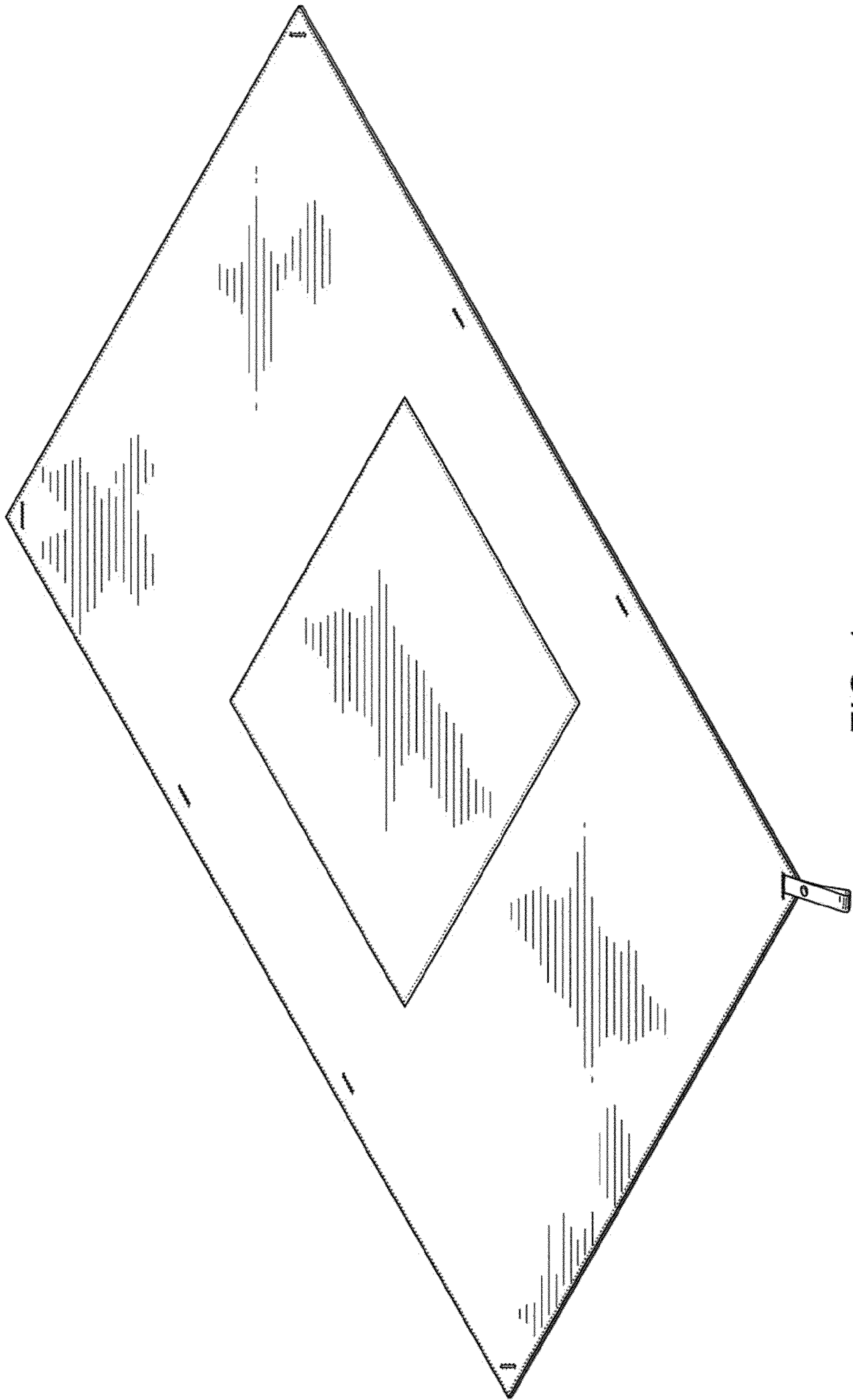


FIG. 1

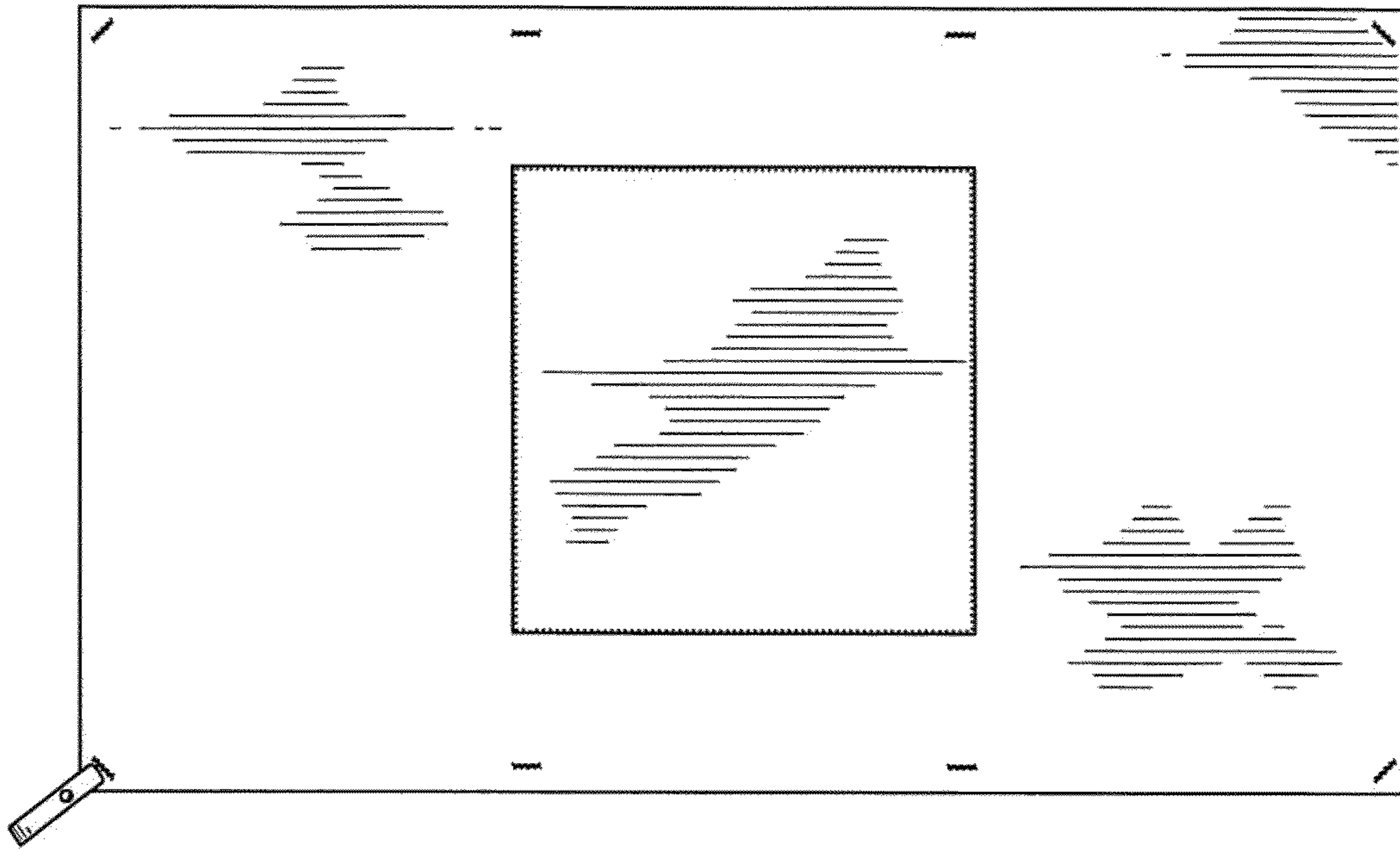


FIG. 2




FIG. 3



FIG. 4



FIG. 5



FIG. 6



FIG. 7