



US00D713656S

(12) **United States Design Patent**  
**Ezelle**

(10) **Patent No.:** **US D713,656 S**

(45) **Date of Patent:** **\*\* Sep. 23, 2014**

(54) **INTERLOCKING PILLOW**

(71) Applicant: **Leslie C. Ezelle**, Dallas, TX (US)

(72) Inventor: **Leslie C. Ezelle**, Dallas, TX (US)

(\*\*) Term: **14 Years**

(21) Appl. No.: **29/448,756**

(22) Filed: **Mar. 13, 2013**

(51) **LOC (10) Cl.** ..... **06-09**

(52) **U.S. Cl.**  
USPC ..... **D6/601**

(58) **Field of Classification Search**  
USPC ..... D6/595, 596, 601; 5/630, 636-638,  
5/643, 633, 652, 652.1, 653-655, 655.9,  
5/656, 657, 640  
See application file for complete search history.

(56) **References Cited**

**U.S. PATENT DOCUMENTS**

D258,557 S *	3/1981	Herr	.....	D6/601
D285,512 S *	9/1986	Boal	.....	D6/601
5,163,194 A	11/1992	Dixon		
5,199,120 A	4/1993	Holmes		
D355,999 S *	3/1995	Townsend	.....	D6/502
5,535,467 A	7/1996	Ciske		
5,802,644 A	9/1998	Scheurer		

D615,793 S	5/2010	Hain		
D624,776 S *	10/2010	Tang	.....	D6/601
D648,586 S *	11/2011	Yu	.....	D6/601
2009/0151077 A1	6/2009	Heinsius et al.		

\* cited by examiner

*Primary Examiner* — Janice Seeger

(74) *Attorney, Agent, or Firm* — Jeffrey G. Degenfelder;  
Carstens & Cahoon, LLP

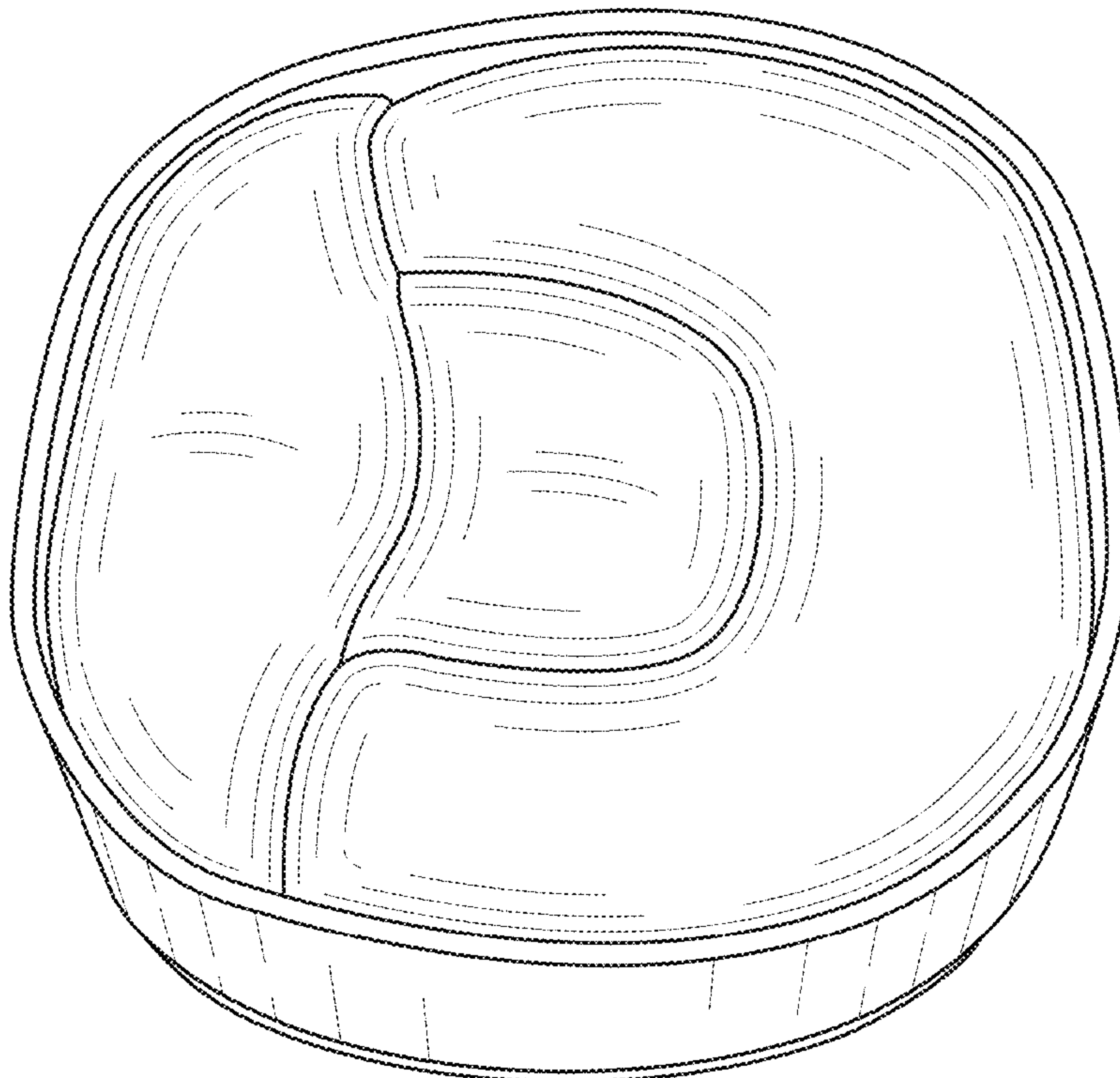
(57) **CLAIM**

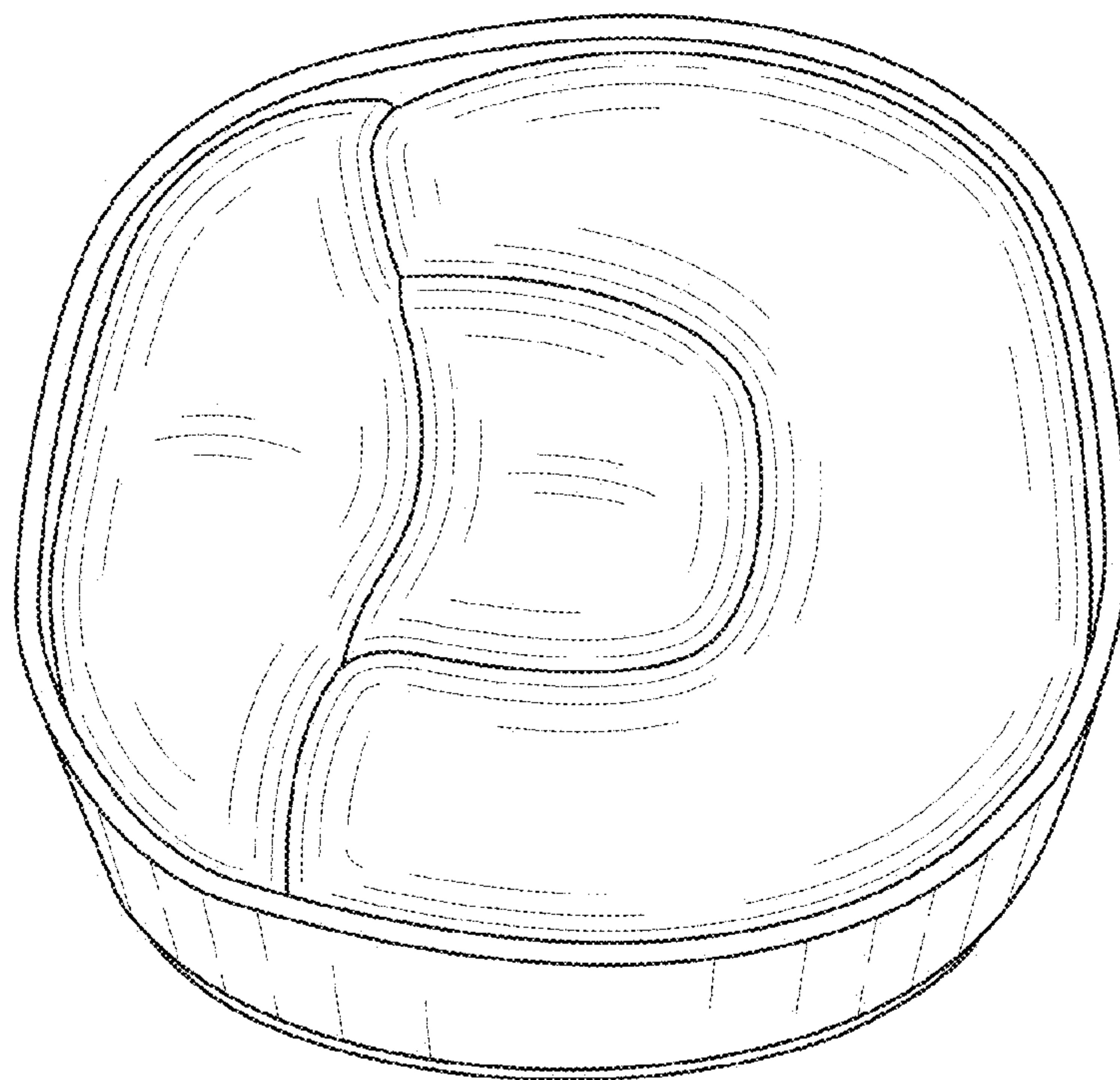
The ornamental design for an interlocking pillow, as shown and described.

**DESCRIPTION**

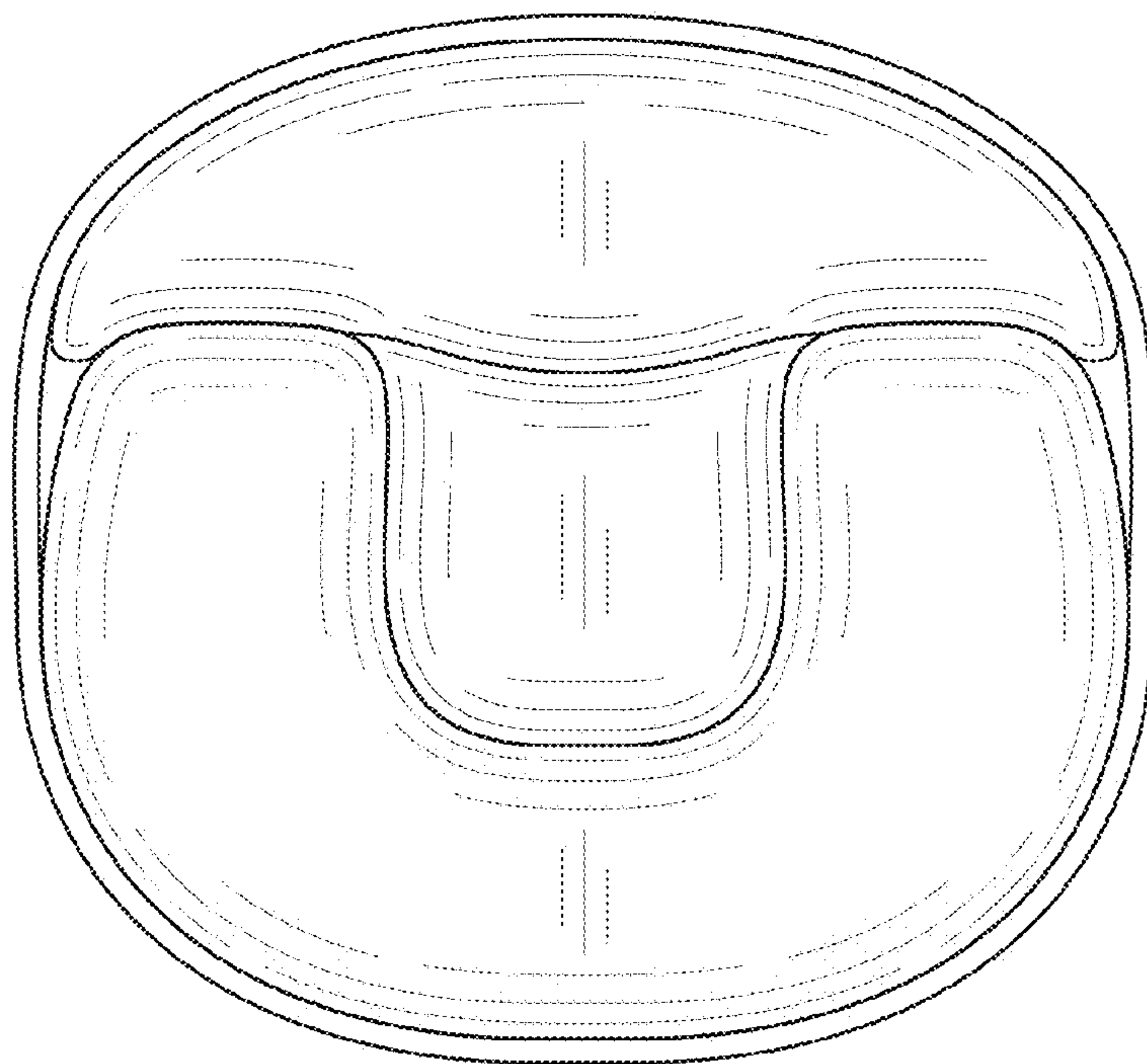
FIG. 1 is a top perspective view of the interlocking pillow of the present invention in an assembled position, the bottom perspective view being a mirror image thereof;  
FIG. 2 is a top plan view of the interlocking pillow thereof, the bottom plan view being a mirror image thereof;  
FIG. 3 is a front elevation view of the interlocking pillow thereof, the rear elevation view being a mirror image thereof;  
FIG. 4 is a right side elevation view of the interlocking pillow thereof, the left side view being a mirror image thereof;  
FIG. 5 is an exploded top perspective view of the interlocking pillow of the present invention; and,  
FIG. 6 is an exploded bottom perspective view thereof.

**1 Claim, 4 Drawing Sheets**






**FIG. 1**



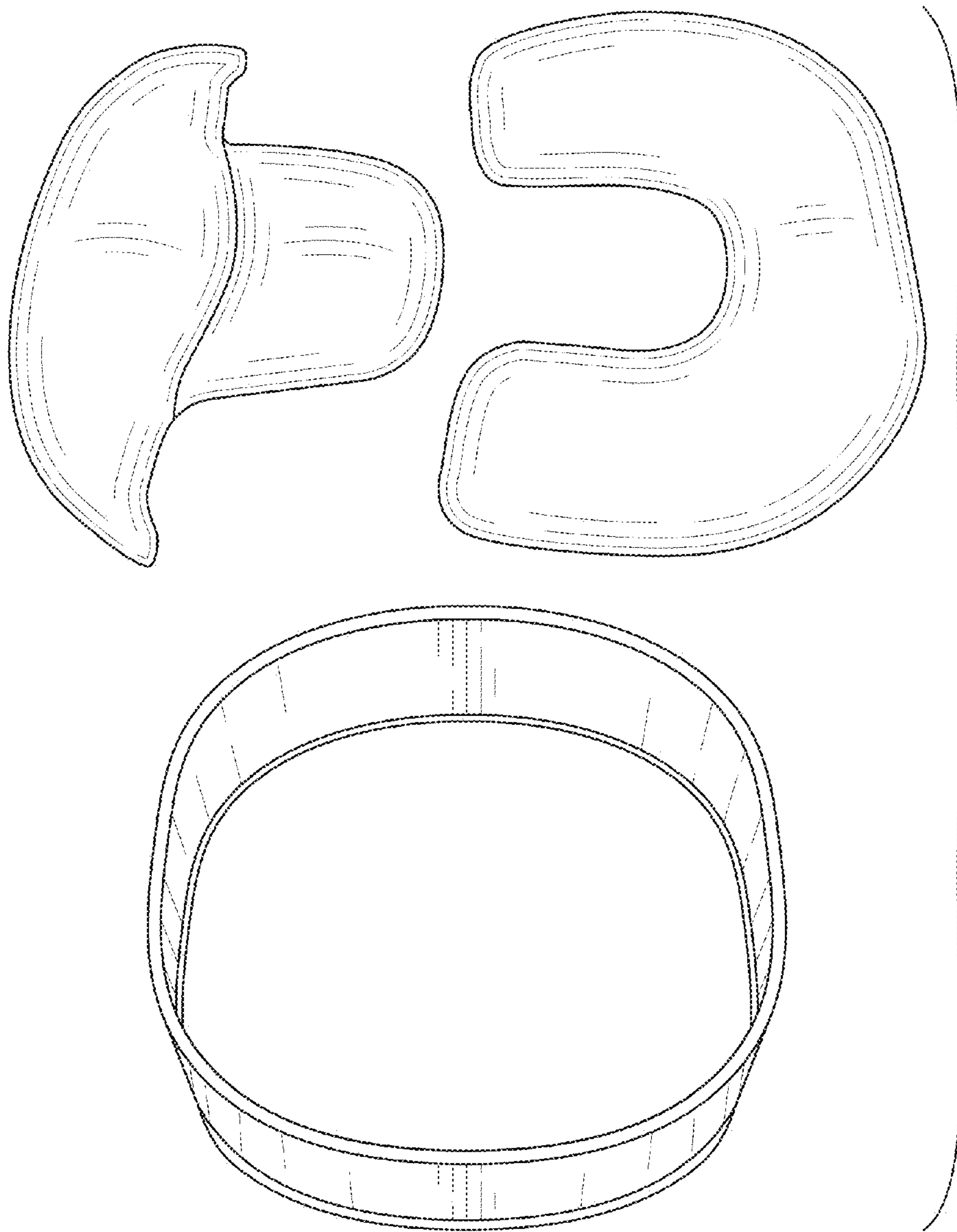
**FIG. 2**



*FIG. 3*



*FIG. 4*



**FIG. 5**



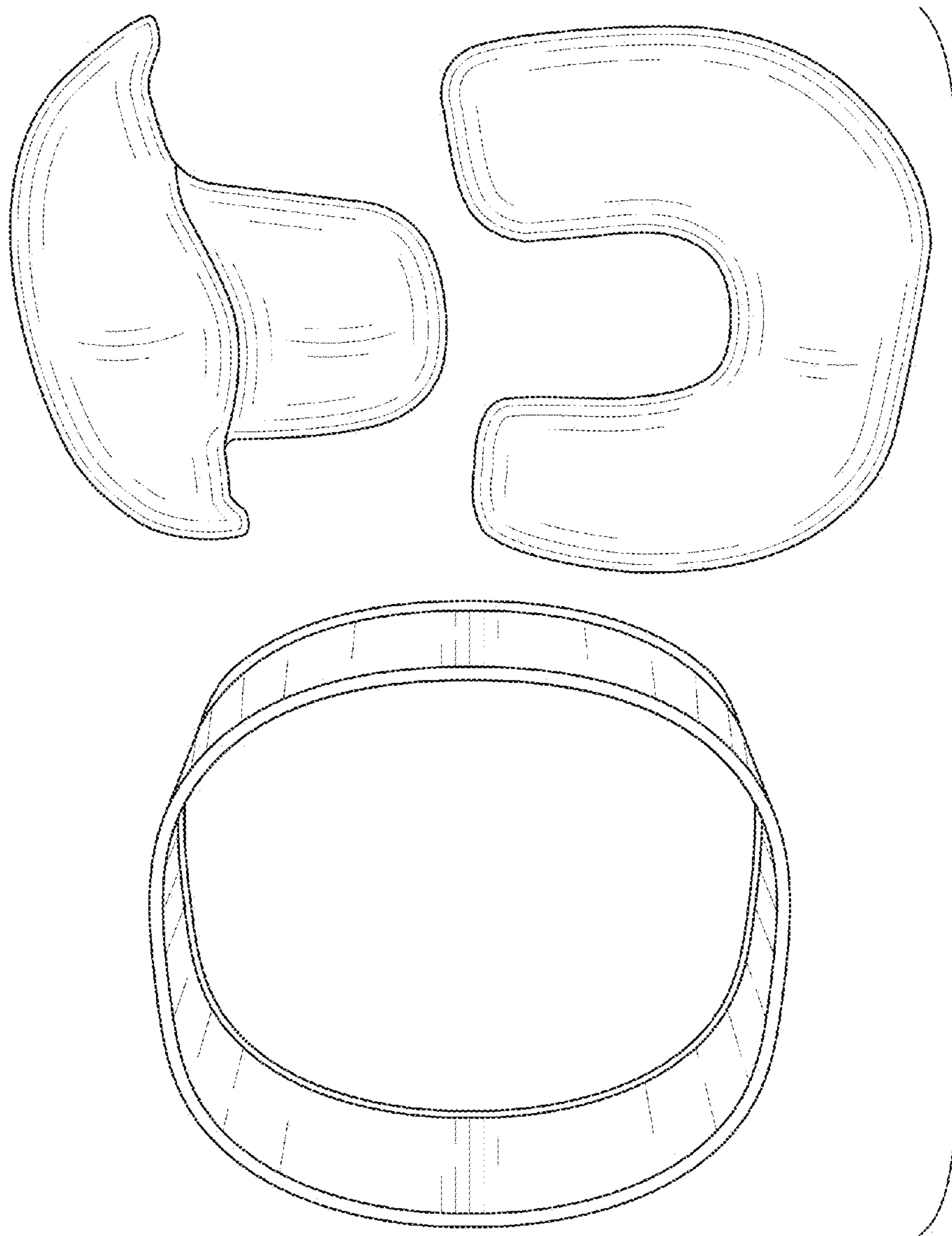


FIG. 6