



US00D713654S

(12) **United States Design Patent**  
**Robbins, III et al.**

(10) **Patent No.:** **US D713,654 S**  
(45) **Date of Patent:** **\*\* Sep. 23, 2014**

- (54) **MOLDED ANTI-FATIGUE MAT**
- (71) Applicant: **Edward S. Robbins, III**, Muscle Shoals, AL (US)
- (72) Inventors: **Edward S. Robbins, III**, Muscle Shoals, AL (US); **Milton Forrest Bain, Jr.**, Muscle Shoals, AL (US); **Ronald Ray White**, Florence, AL (US); **Tracy Allen Smithey**, Pontotoc, MS (US)
- (73) Assignee: **Edward S. Robbins, III**, Muscle Shoals, AL (US)
- (\*\*) Term: **14 Years**

3,575,764	A *	4/1971	McFarren	.....	156/306.6
3,578,738	A *	5/1971	Hughes	.....	15/215
D242,052	S *	10/1976	Van Ness	.....	D30/129
4,203,268	A *	5/1980	Gladden et al.	.....	52/630
D265,704	S *	8/1982	Yamamoto et al.	.....	D6/583
4,574,101	A *	3/1986	Tricca et al.	.....	428/138
D302,417	S *	7/1989	Lehner et al.	.....	D12/203
5,021,277	A *	6/1991	Fan	.....	428/76
5,456,966	A	10/1995	Austin		
D387,512	S *	12/1997	Bergman et al.	.....	D30/158
D404,236	S	1/1999	Bergwall et al.		
5,863,637	A	1/1999	Månsson et al.		
5,866,234	A *	2/1999	Vaughan et al.	.....	428/172
D416,741	S *	11/1999	Denney et al.	.....	D6/596
RE36,677	E *	5/2000	Reuben	.....	156/219
6,296,919	B1	10/2001	Rockwell, Jr. et al.		
6,478,995	B1	11/2002	Rockwell, Jr. et al.		
D472,419	S	4/2003	Robbins, III		

(Continued)

- (21) Appl. No.: **29/467,461**
- (22) Filed: **Sep. 19, 2013**
- (51) **LOC (10) Cl.** ..... **06-11**
- (52) **U.S. Cl.**  
USPC ..... **D6/582**
- (58) **Field of Classification Search**  
USPC ..... D6/582, 583, 588, 589, 591, 592, 613, D6/615, 619, 620, 621; D5/26, 47; D32/40; 4/581, 582, 583; 5/417, 420; 108/90; 296/97.23; 428/80, 83, 85, 91  
See application file for complete search history.

*Primary Examiner* — Karen S Acker  
(74) *Attorney, Agent, or Firm* — Brinks Gilson & Lione

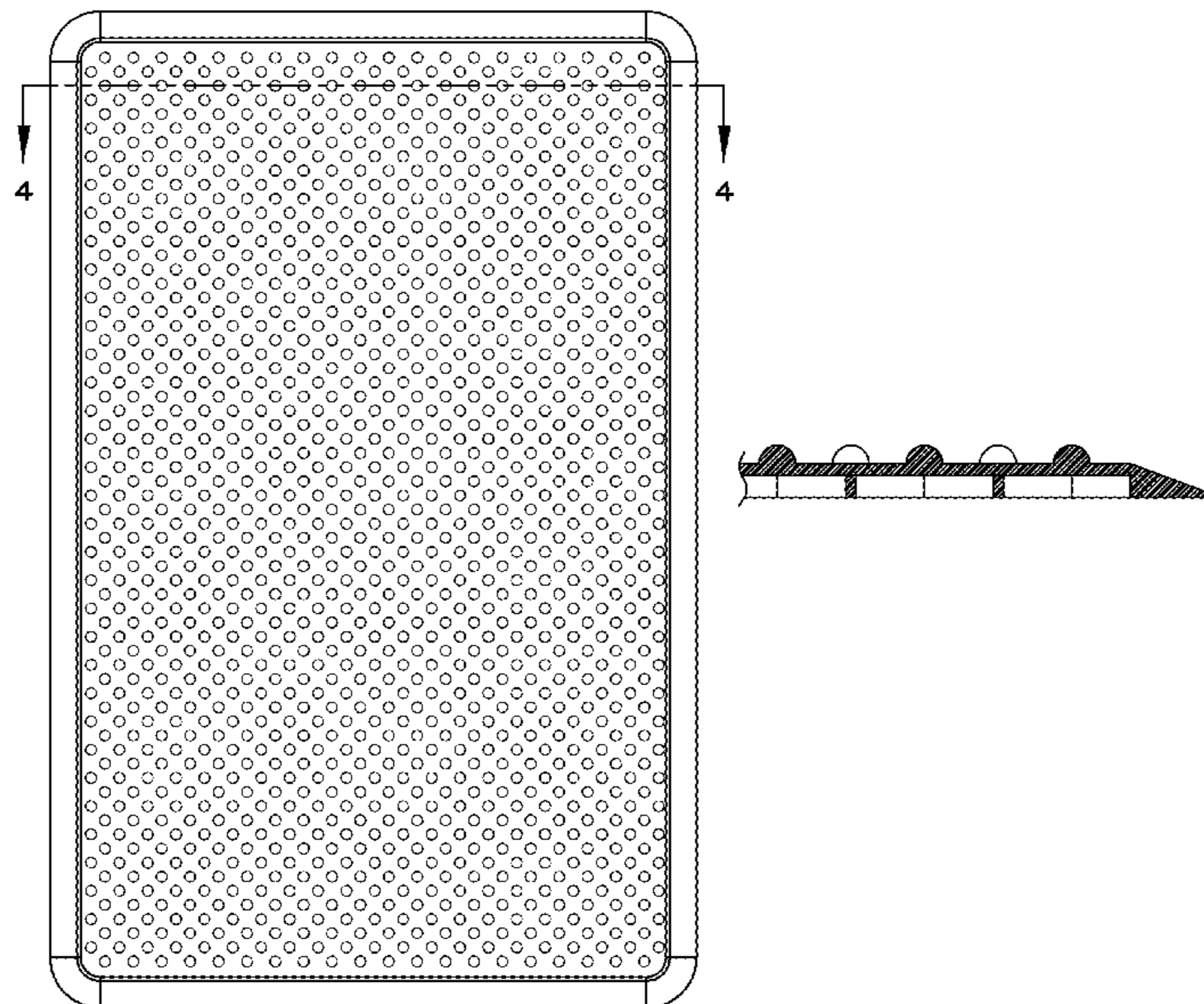
(57) **CLAIM**  
We claim the ornamental design for a molded anti-fatigue mat, as shown and described.

**DESCRIPTION**

FIG. 1 is a top plan view of a molded anti-fatigue mat. FIG. 2 is a side elevation view taken from the top of FIG. 1, the opposite side being a mirror image. FIG. 3 is a side elevation view taken from the right side of FIG. 1, the opposite side being a mirror image. FIG. 4 is a sectional view taken along line 4-4 of FIG. 1. FIG. 5 is an enlargement of that portion of FIG. 4 within circle 5. FIG. 6 is a bottom plan view of the molded anti-fatigue mat of FIG. 1; and, FIG. 7 is an enlarged sectional view taken along line 7-7 of FIG. 6.

**1 Claim, 4 Drawing Sheets**

- (56) **References Cited**  
U.S. PATENT DOCUMENTS  
331,469 A 12/1885 Baker  
348,782 A 9/1886 Sawyer  
375,073 A \* 12/1887 Kayser ..... 428/138  
2,221,310 A \* 11/1940 Gazelle ..... 428/158  
2,512,310 A 6/1950 Corson  
2,546,394 A 3/1951 Harmon  
3,423,263 A \* 1/1969 Pannone ..... 156/79  
3,434,715 A \* 3/1969 Brantingham et al. .... 482/79



(56)

**References Cited**

U.S. PATENT DOCUMENTS

D475,792 S \* 6/2003 Robbins, III ..... D24/212  
6,589,631 B1 7/2003 Suzuki et al.  
6,599,615 B2 7/2003 Burke, III et al.  
D478,761 S \* 8/2003 Robbins, III ..... D6/582  
D488,890 S \* 4/2004 Radde ..... D30/161  
6,878,430 B2 4/2005 Milewski et al.

D506,098 S \* 6/2005 Martin et al. .... D6/596  
6,921,502 B1 7/2005 Nord et al.  
7,192,631 B2 3/2007 Polley  
D543,765 S 6/2007 Allen  
D581,726 S \* 12/2008 Shamoon ..... D7/388  
2001/0021435 A1 9/2001 Milewski et al.  
2003/0091782 A1 5/2003 Burke, III et al.  
2008/0145593 A1\* 6/2008 Tsai ..... 428/91

\* cited by examiner

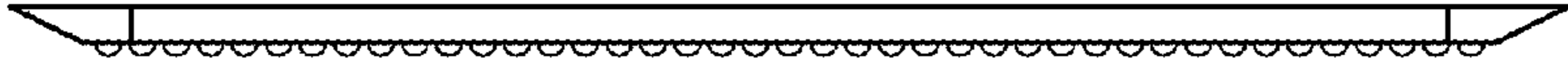


FIG. 2

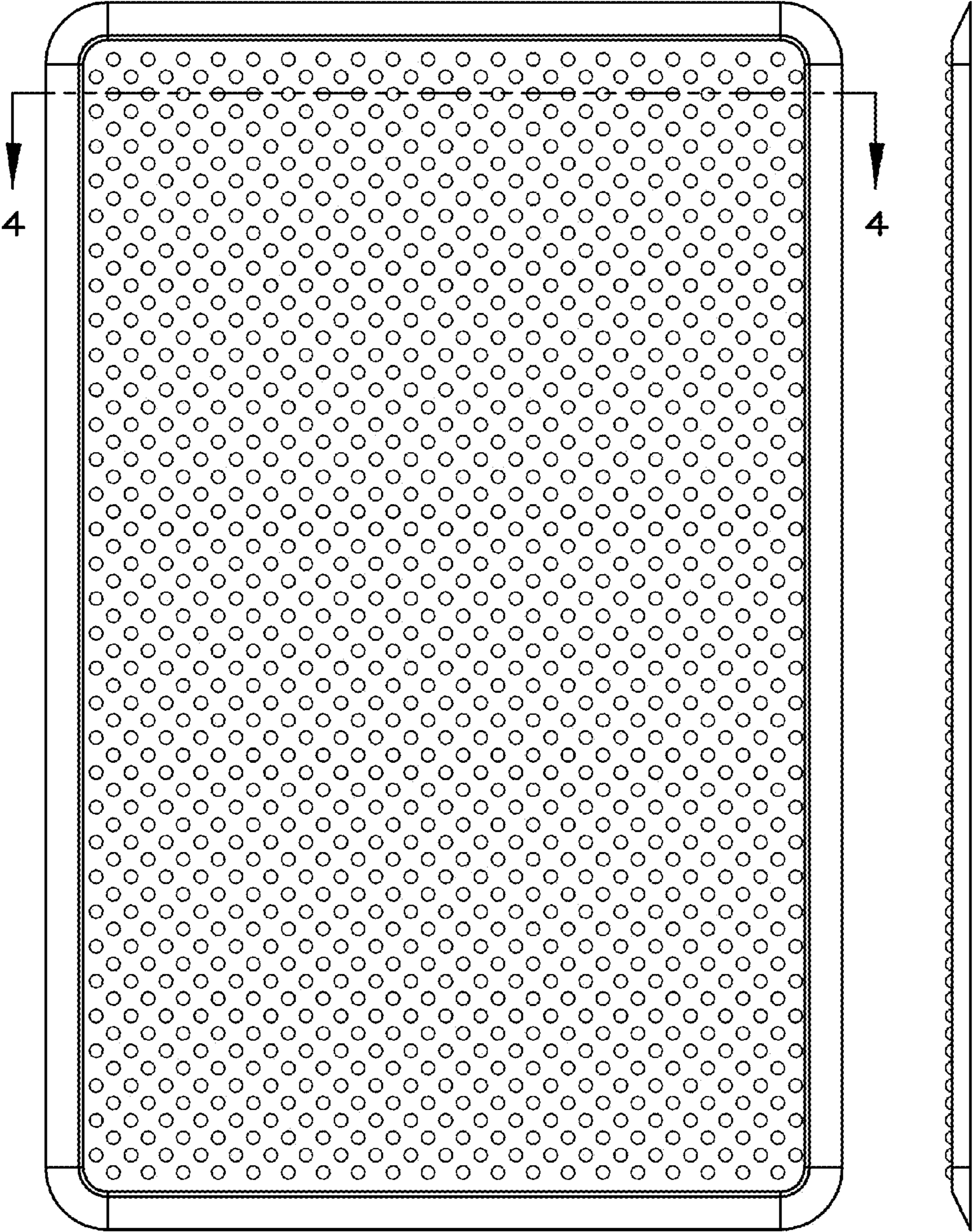


FIG. 1

FIG. 3



FIG. 4

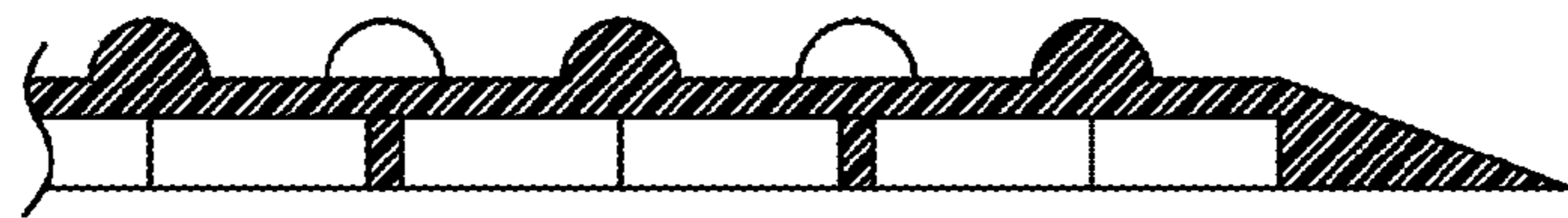


FIG. 5

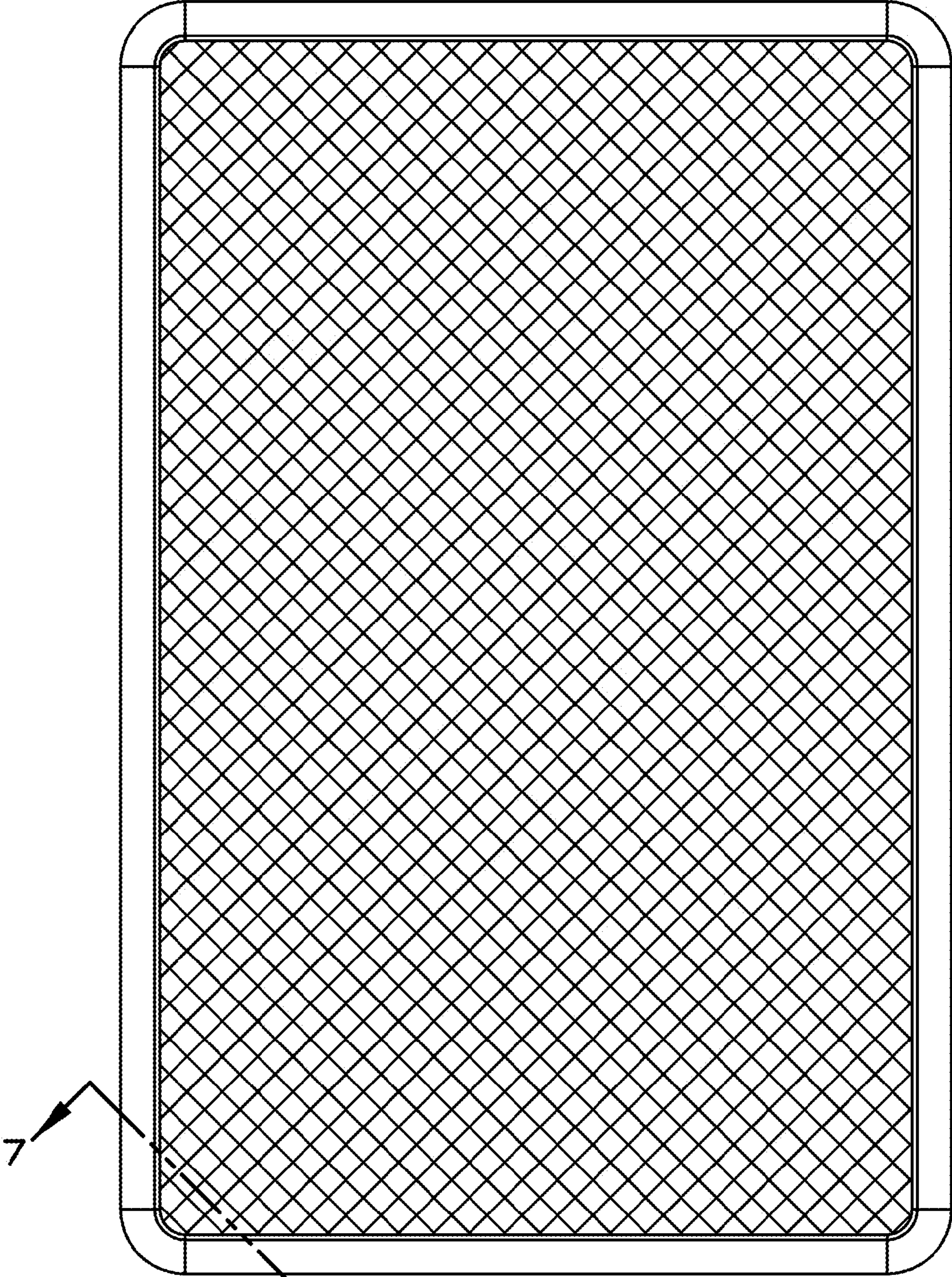


FIG. 6

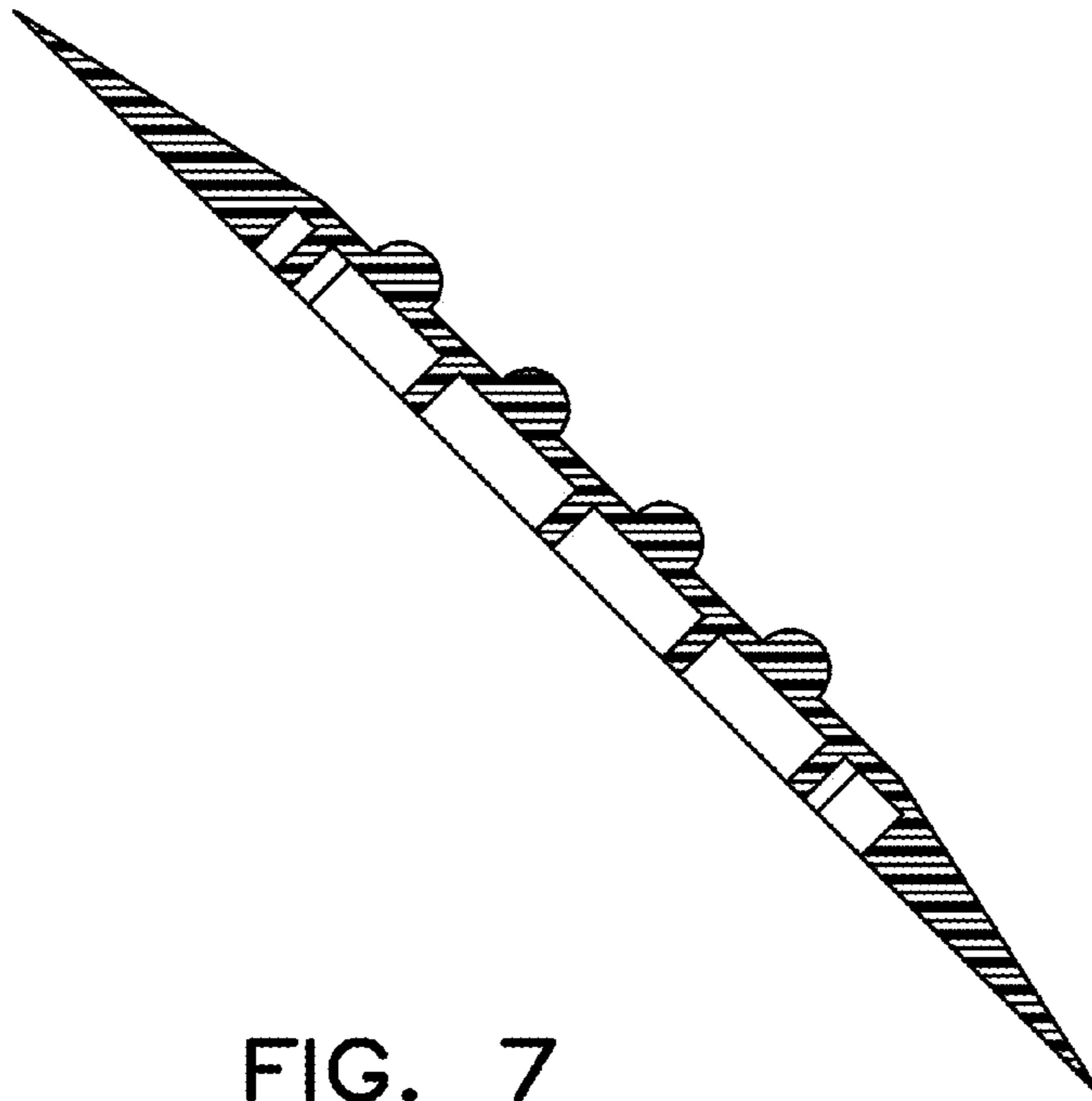


FIG. 7