



US00D713643S

(12) **United States Design Patent**
Adinolfi, Sr.

(10) **Patent No.:** **US D713,643 S**

(45) **Date of Patent:** **** Sep. 23, 2014**

(54) **DIVE FIN ORGANIZER**

(71) Applicant: **John Adinolfi, Sr.**, Palm Springs, FL
(US)

(72) Inventor: **John Adinolfi, Sr.**, Palm Springs, FL
(US)

(**) Term: **14 Years**

(21) Appl. No.: **29/433,957**

(22) Filed: **Oct. 7, 2012**

(51) **LOC (10) Cl.** **03-01**

(52) **U.S. Cl.**

USPC **D3/303**

(58) **Field of Classification Search**

USPC D2/864; D12/422; D3/10, 11, 35, 39,
D3/40, 74, 99, 303; 100/1, 2, 102, 107,
100/108, 111, 115, 117, 118, 901, 903;
224/42.11, 260, 275, 402, 406, 429,
224/430, 542, 543, 609, 646, 905, 925;
383/2, 4, 7, 8, 11, 15, 24, 25, 38, 39,
383/75, 76, 121.1, 907

See application file for complete search history.

(56) **References Cited**

U.S. PATENT DOCUMENTS

607,130	A *	7/1898	Rapp	383/39
1,291,914	A	1/1919	Kelley	
1,518,672	A *	12/1924	O'Connell	296/37.13
D140,519	S *	3/1945	Pascal	D6/320
D154,993	S *	8/1949	Crothers	D6/565
2,507,842	A *	5/1950	Waddill	224/560
2,532,517	A *	12/1950	Schwartzman et al.	383/39
3,151,909	A	10/1964	Gerdetz	
D265,447	S	7/1982	Harris	
D291,754	S	9/1987	Griswold	
D313,695	S *	1/1991	Mawhinney et al.	D12/422
D354,728	S *	1/1995	Shink	D12/422
D362,579	S	9/1995	Short	

(Continued)

Primary Examiner — Deanna L Pratt

Assistant Examiner — Ieisha Price

(74) *Attorney, Agent, or Firm* — QuickPatents; Kevin Prince


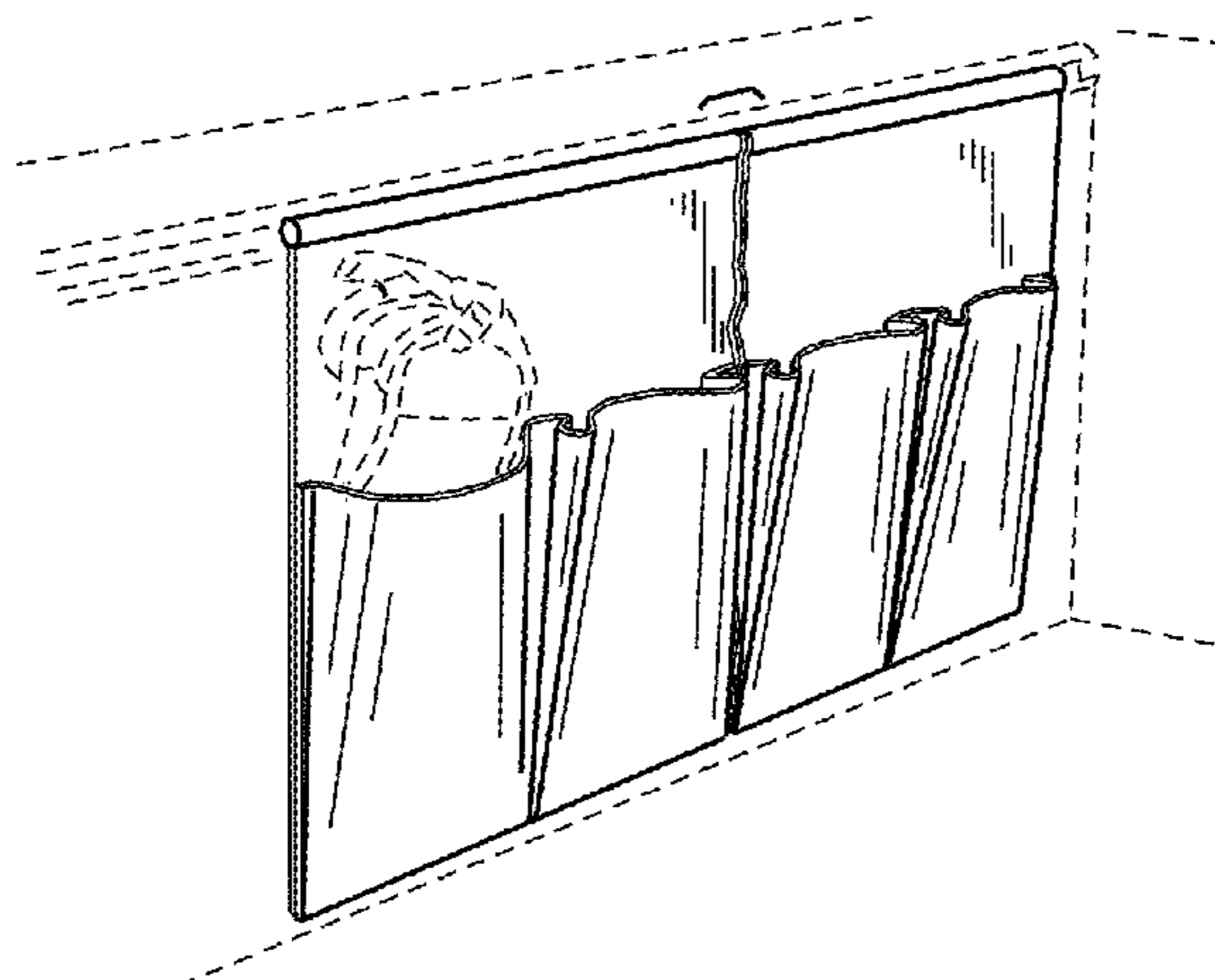
(57) **CLAIM**

I claim the ornamental design for a dive fin organizer, as shown and described.

DESCRIPTION

FIG. 1 is a perspective view of a dive fin organizer, showing a first embodiment of my new design;
 FIG. 2 is a front elevational view of FIG. 1;
 FIG. 3 is a top plan view of FIG. 1;
 FIG. 4 is a bottom plan view of FIG. 1;
 FIG. 5 is a rear elevational view of FIG. 1;
 FIG. 6 is a right-side elevational view of FIG. 1, the left-side elevational view being a mirror image thereof;
 FIG. 7 is a perspective view of a second embodiment thereof;
 FIG. 8 is a front elevational view of FIG. 7;
 FIG. 9 is a top plan view of FIG. 7;
 FIG. 10 is a rear elevational view of FIG. 7;
 FIG. 11 is a right-side elevational view of FIG. 7, the left-side elevational view being a mirror image thereof; and
 FIG. 12 is a perspective view of a third embodiment thereof;
 FIG. 13 is a front elevational view of FIG. 12;
 FIG. 14 is a top plan view of FIG. 12;
 FIG. 15 is a bottom plan view of FIG. 12; and
 FIG. 16 is a rear elevational view of FIG. 12; and,
 FIG. 17 is a right-side elevational view of FIG. 12, the left-side elevational view being a mirror image thereof.
 The broken lines showing a boat deck and a pair of fins in FIG. 1 depict environmental matter and form no part of the claimed design. The break lines in the drawings indicate that the appearance of any portion of the dive fin organizer between the break lines forms no part of the claimed design.

1 Claim, 4 Drawing Sheets



US D713,643 S

Page 2

(56)

References Cited

U.S. PATENT DOCUMENTS

D383,112 S	*	9/1997	Patterson	D12/422	D658,879 S		5/2012	Sgambellone	
D402,840 S		12/1998	Servis			8,291,814 B2 *		10/2012	Weigelt 99/444
D547,989 S		8/2007	Nelson			D689,282 S *		9/2013	Lindeman D3/231
D652,215 S		1/2012	Baas			2005/0166828 A1		8/2005	Johnson	
						2007/0210128 A1		9/2007	Tilby	
						2011/0018405 A1 *		1/2011	Esquenazi 312/109

* cited by examiner




FIG. 1

FIG. 2

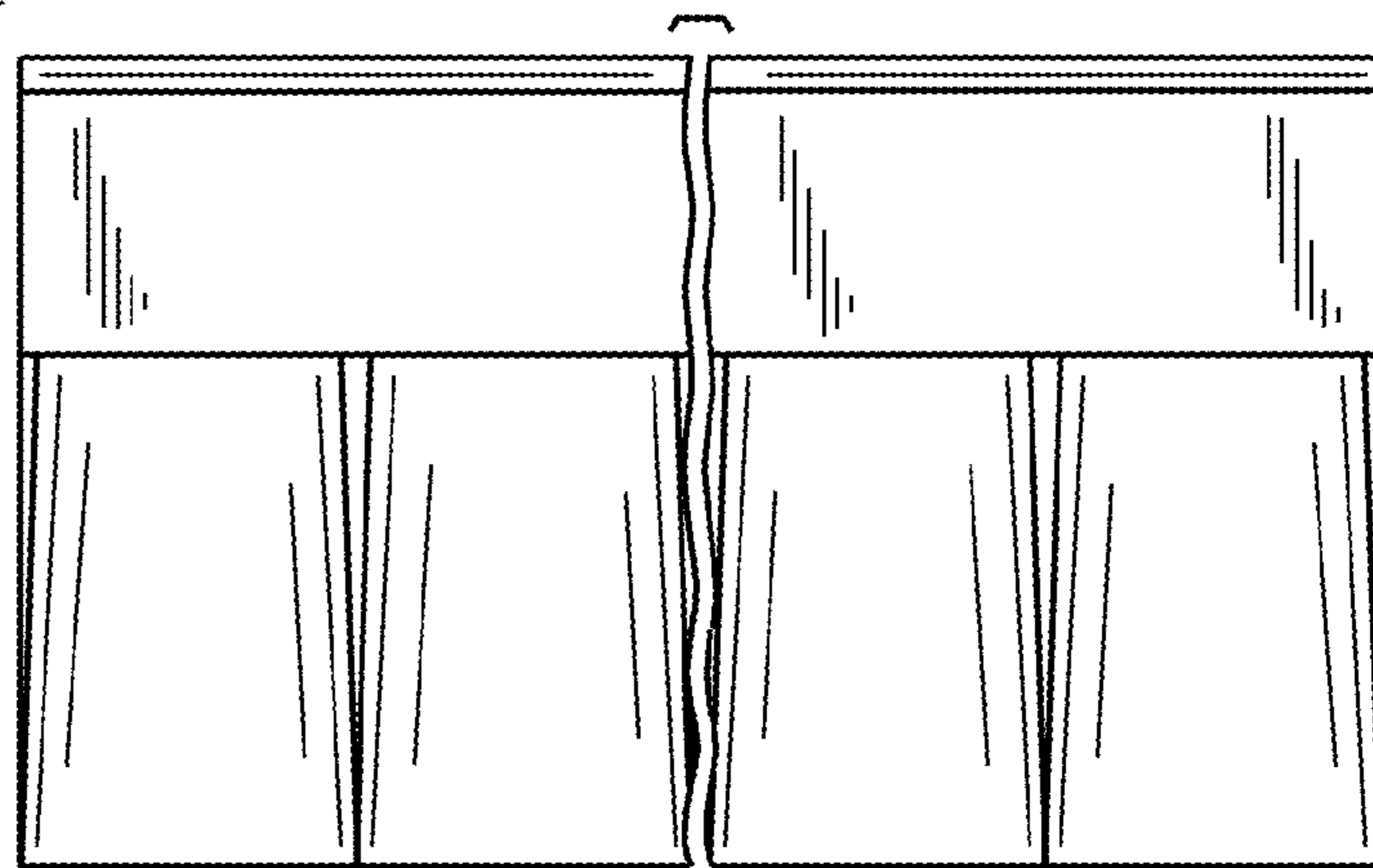


FIG. 3



FIG. 4



FIG. 5

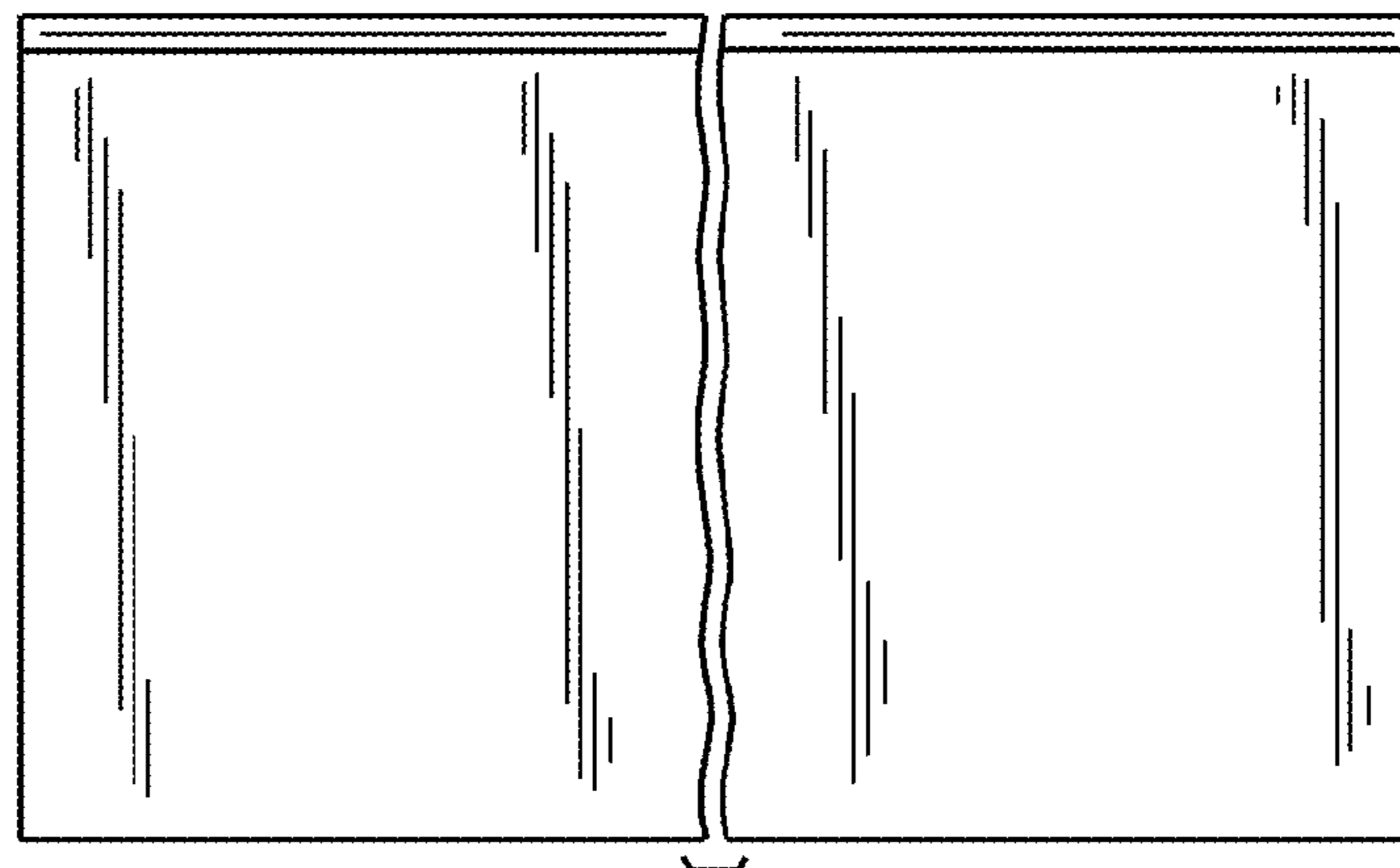


FIG. 6




FIG. 7

FIG. 8

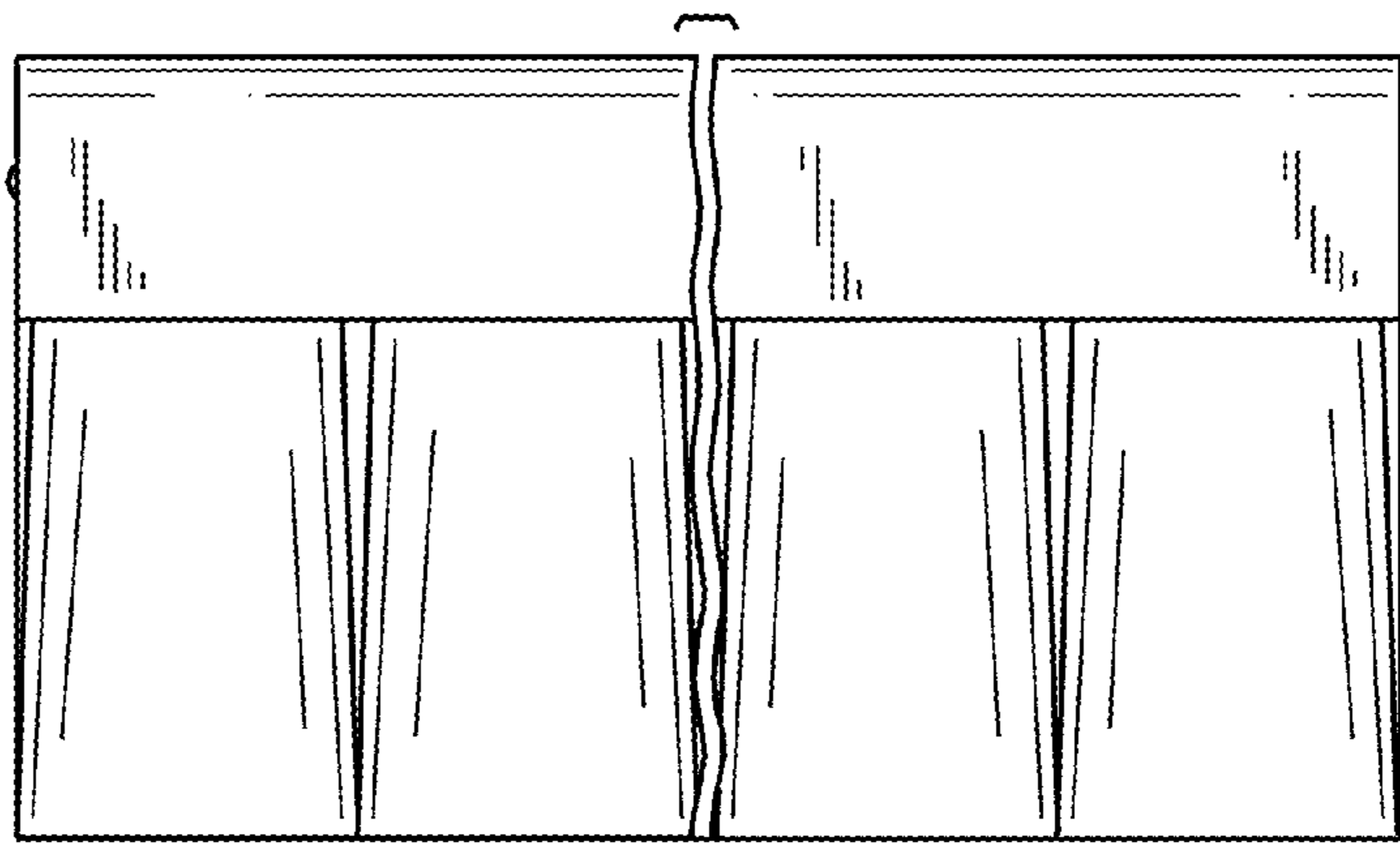


FIG. 9

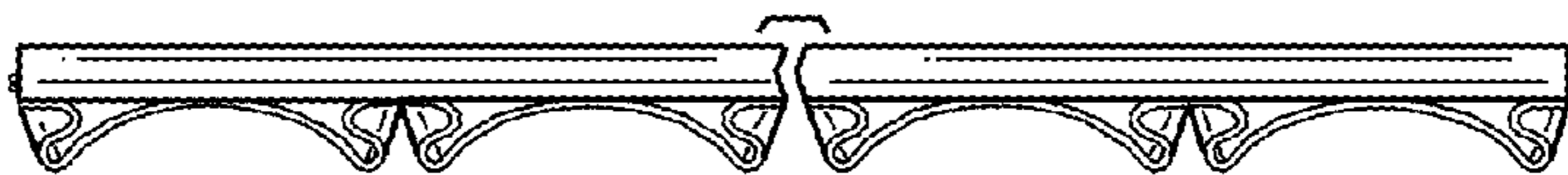


FIG. 10

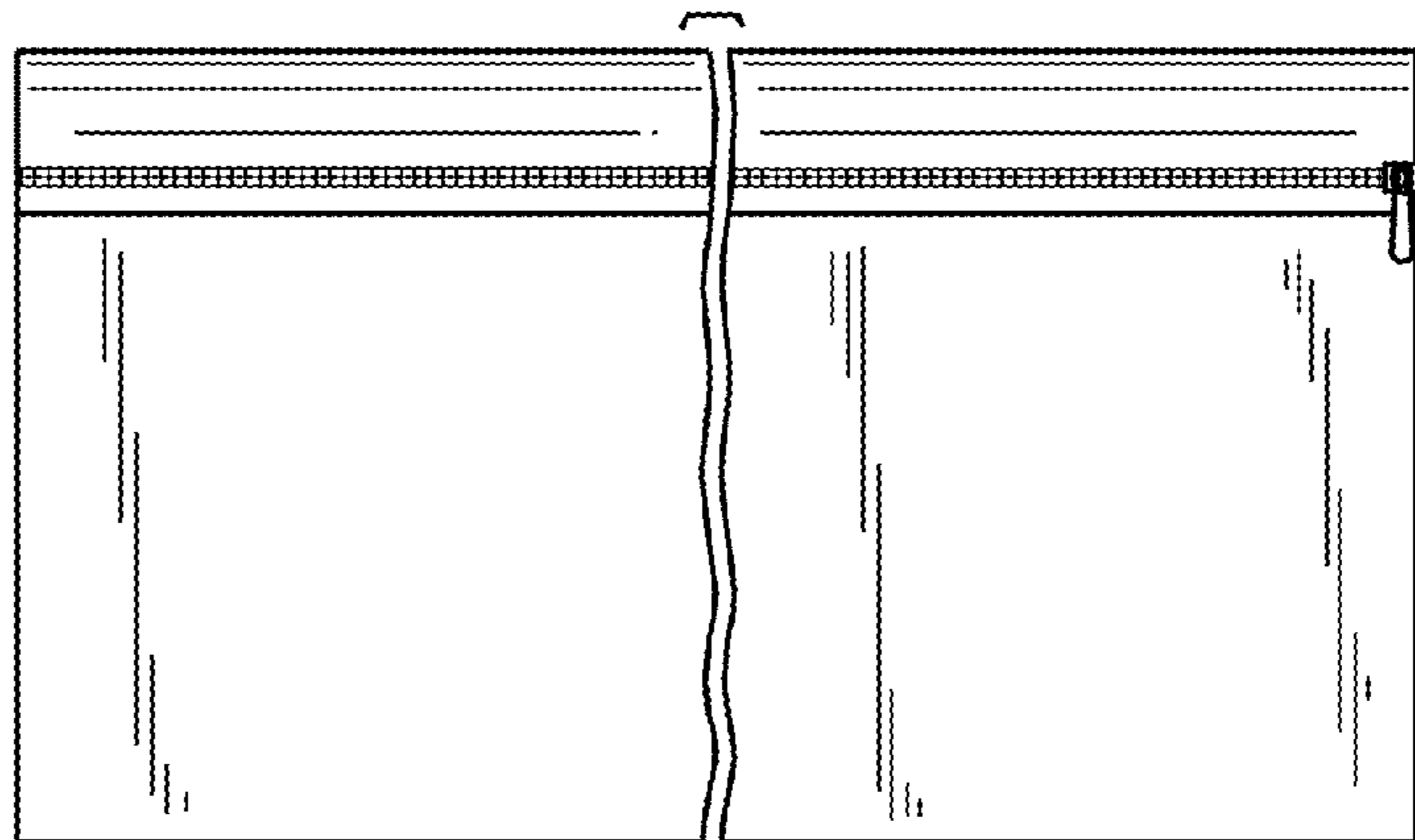


FIG. 11






FIG. 12

FIG. 13

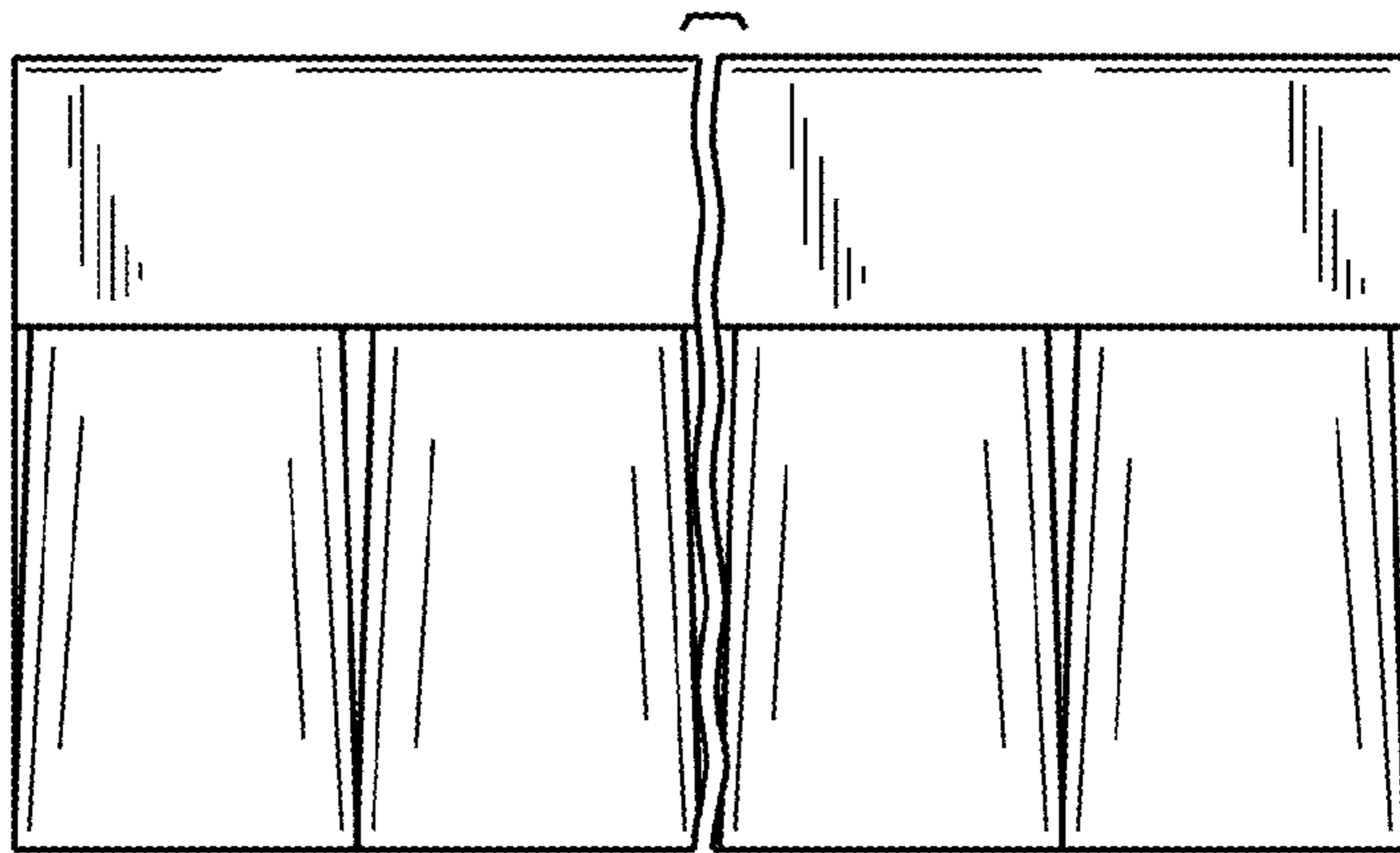


FIG. 14



FIG. 15



FIG. 17



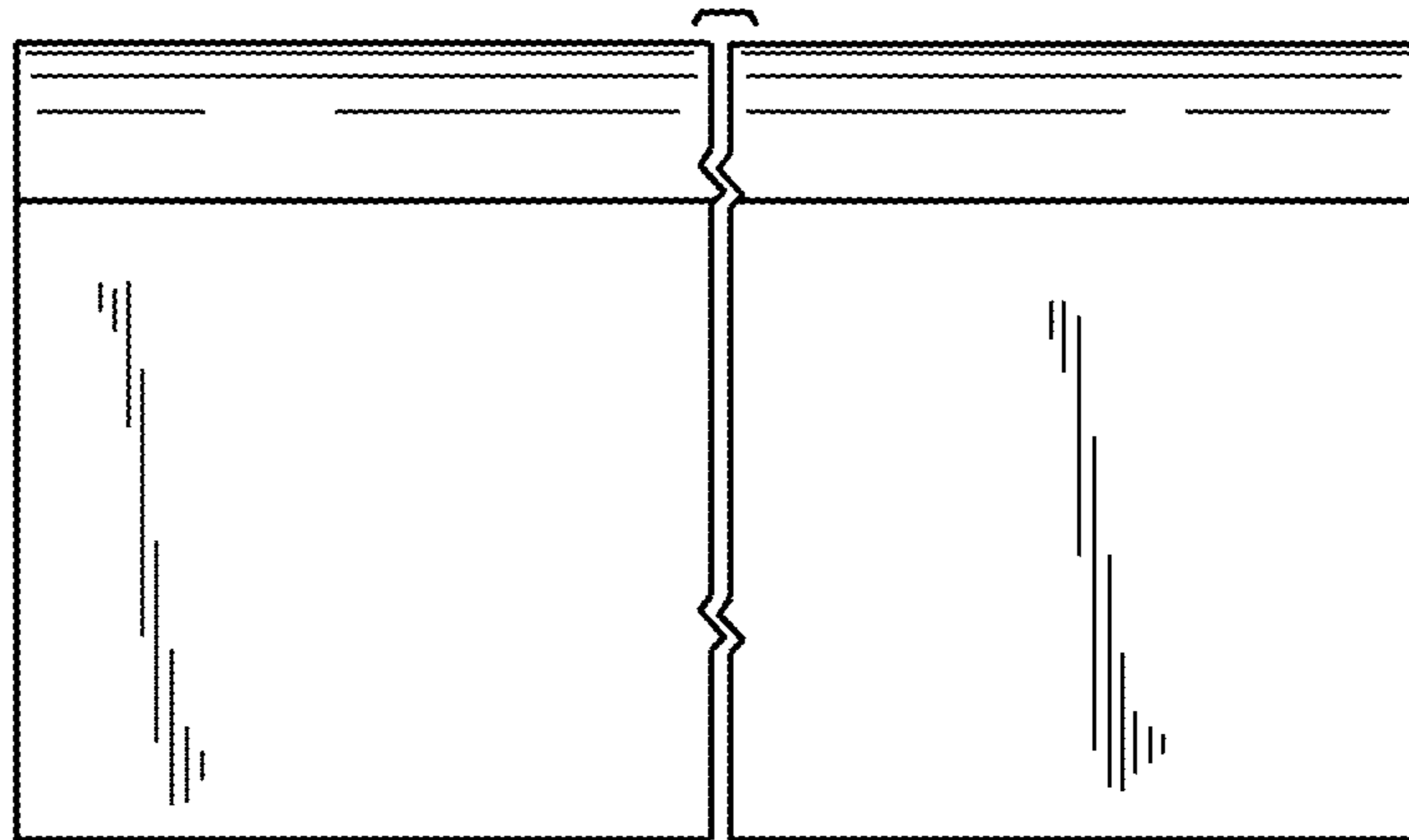


FIG. 16