



US00D713638S

(12) **United States Design Patent**
Whitlock et al.

(10) **Patent No.:** **US D713,638 S**

(45) **Date of Patent:** **** Sep. 23, 2014**

(54) **WINE BOTTLE CARRIER**

(76) Inventors: **Paul Whitlock**, Santa Monica, CA (US);
Valerie Whitlock, Santa Monica, CA
(US)

(**) Term: **14 Years**

(21) Appl. No.: **29/395,940**

(22) Filed: **Apr. 24, 2012**

(51) **LOC (10) Cl.** **03-01**

(52) **U.S. Cl.**

USPC **D3/202**; D3/273; D3/294

(58) **Field of Classification Search**

CPC B65D 77/24; B65D 85/816; B65D 51/28;
B65D 9/10; B65D 9/32; B65D 9/34; B65D
9/38; B65D 25/04; A45C 3/02; A45C 3/004;
A45C 3/00; A45C 13/02; A47G 19/2227;
A47G 19/065; A45F 5/02; A45F 5/021;
A45F 5/00; F41C 33/0209; F42B 39/02
USPC D3/201, 202, 242, 272, 273, 276, 277,
D3/281, 283, 289, 285, 294, 301, 303,
D3/315–318, 900–905; D7/605, 607, 628,
D7/701, 704, 709; 206/223, 217, 427, 428,
206/433, 457, 521, 547, 548; 217/122, 128;
190/100, 109

See application file for complete search history.

(56) **References Cited**

U.S. PATENT DOCUMENTS

2,028,825 A * 1/1936 Christensen 224/196
D179,224 S * 11/1956 Silverman D3/242
D180,036 S * 4/1957 Silverman D3/242
D353,749 S * 12/1994 Rozmiarek D7/709
D431,905 S * 10/2000 McCormack D3/273
6,382,411 B1 * 5/2002 Wentling 206/217

D486,641 S * 2/2004 Tagliati D3/277
D486,642 S * 2/2004 Tagliati et al. D3/277
D564,216 S * 3/2008 Thai
D574,148 S * 8/2008 Roth et al. D3/242
D675,019 S * 1/2013 Jacobson D3/285

OTHER PUBLICATIONS

Picnic Plus by Spectrum, "Carlotta Clutch Wine Bottle Clutch," Item No. PSM-112, www.picnic-plus.com/Prod-18-1-117-13/Carlotta_Clutch_Wine_Bottle_Clutch.htm, Mar. 23, 2012.

* cited by examiner

Primary Examiner — Thomas Johannes

Assistant Examiner — Holly E Thurman

(74) *Attorney, Agent, or Firm* — D. Whitlow Bivens

(57) **CLAIM**

The ornamental design for a wine bottle carrier, as shown and described.

DESCRIPTION

FIG. 1 is a perspective view of a wine bottle carrier showing our new design in closed configuration;
FIG. 2 is a side view thereof;
FIG. 3 is an end view thereof, the opposite end being a mirror image thereof;
FIG. 4 is a top view thereof;
FIG. 5 is a second side view thereof;
FIG. 6 is a bottom view thereof; and,
FIG. 7 is a perspective view of our new design in an open configuration.

The broken lines depict unclaimed subject matter only and form no part of the claimed design.

1 Claim, 7 Drawing Sheets

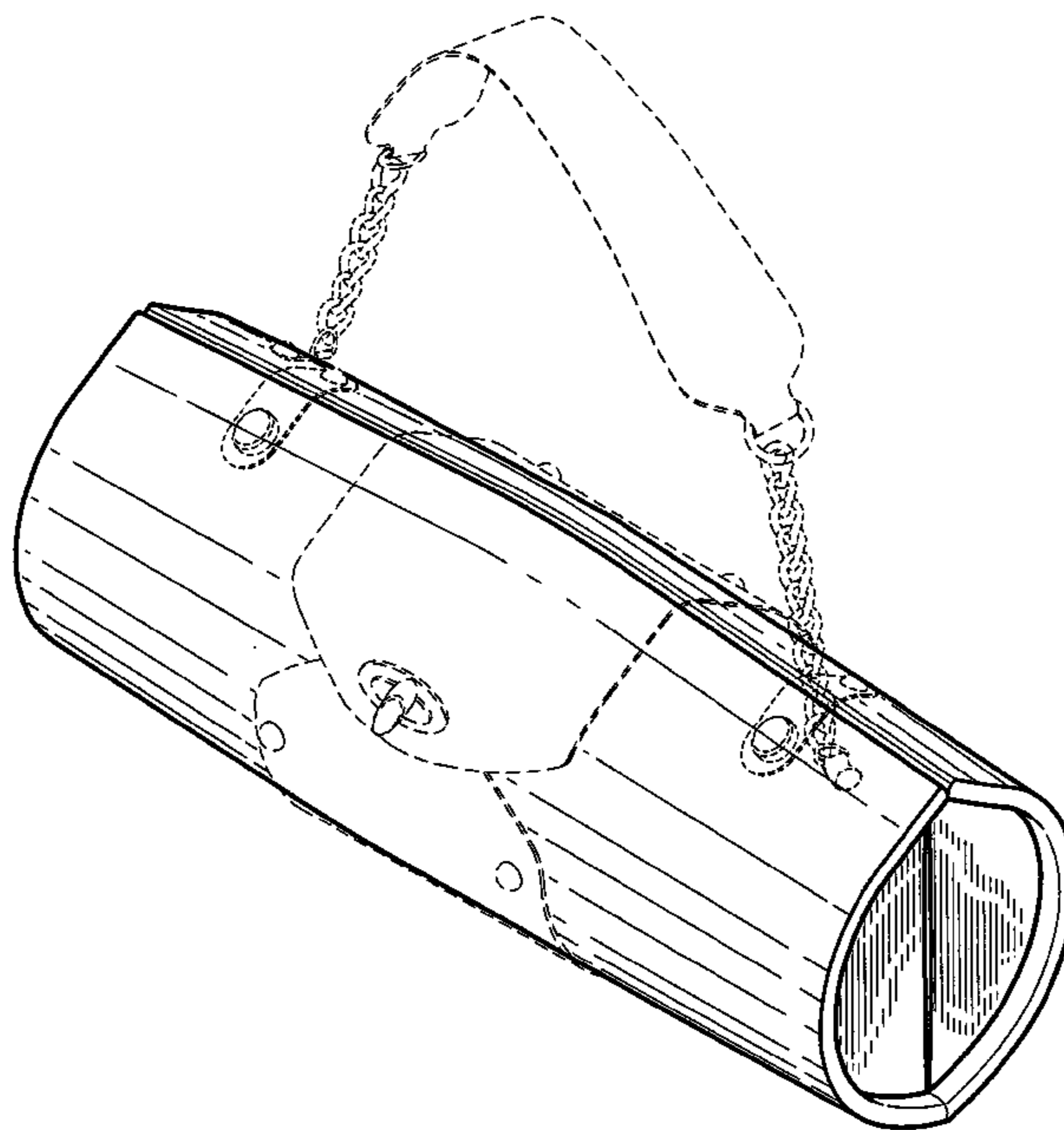


FIG. 1

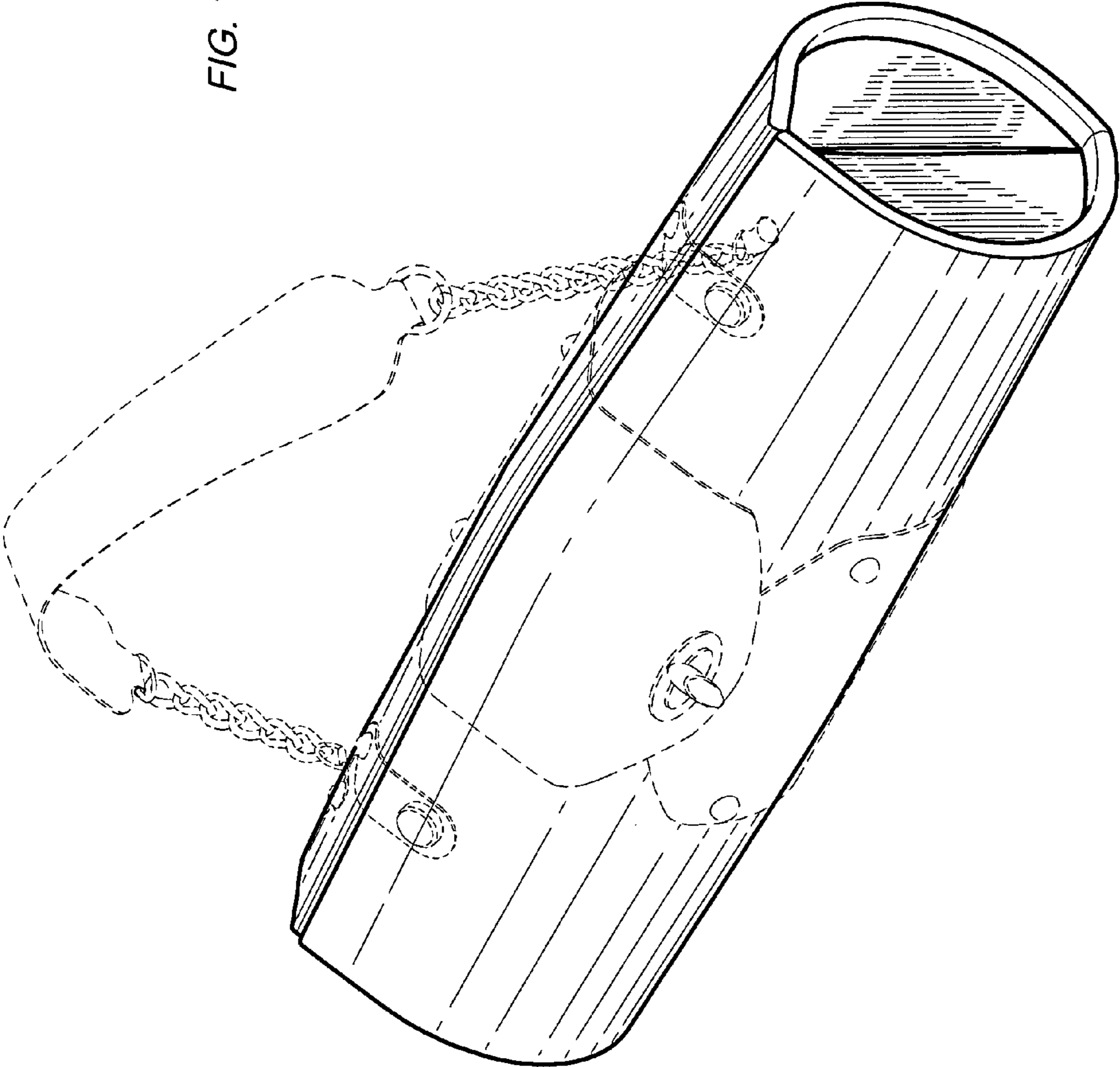


FIG. 2

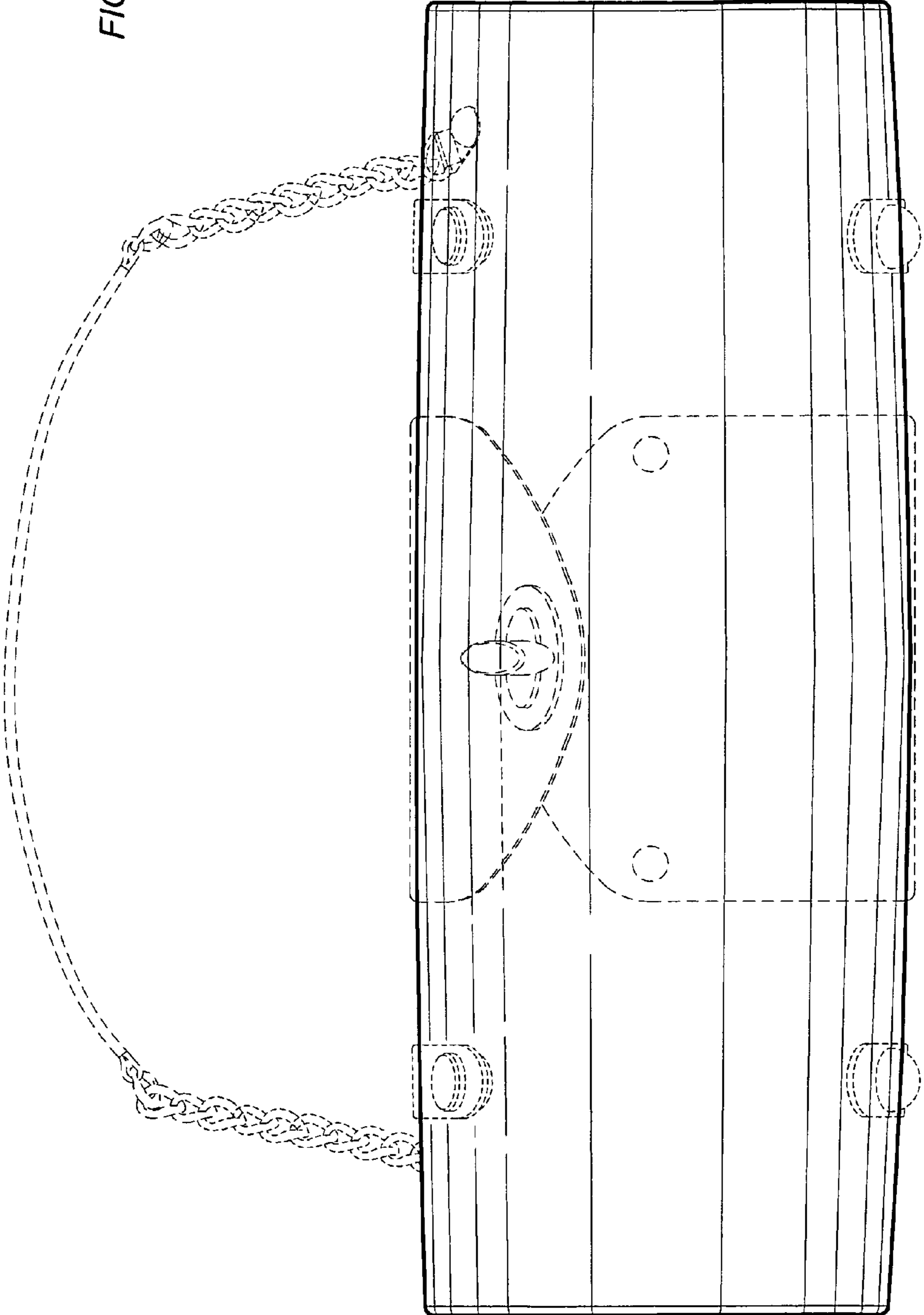


FIG. 3

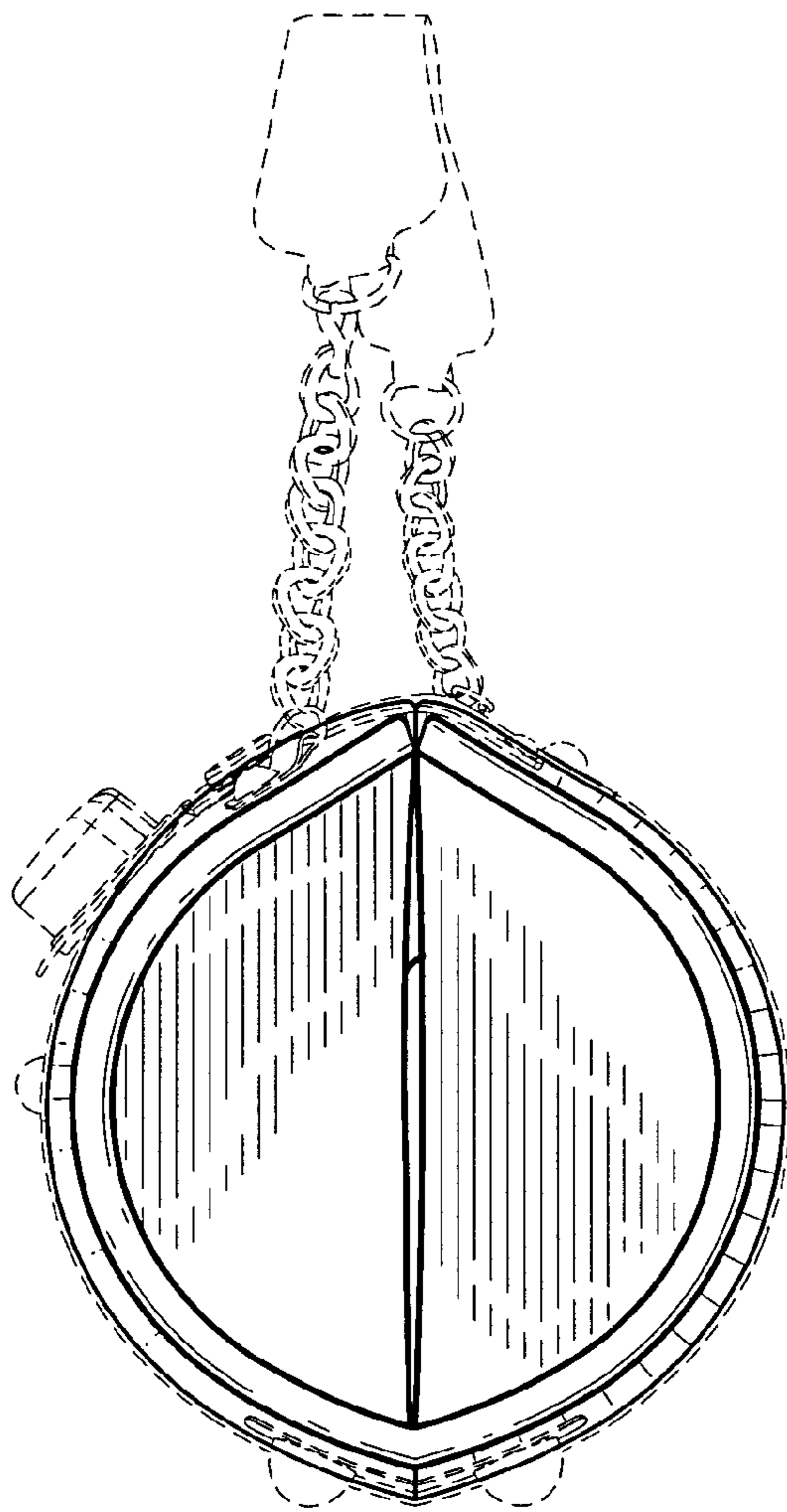


FIG. 4

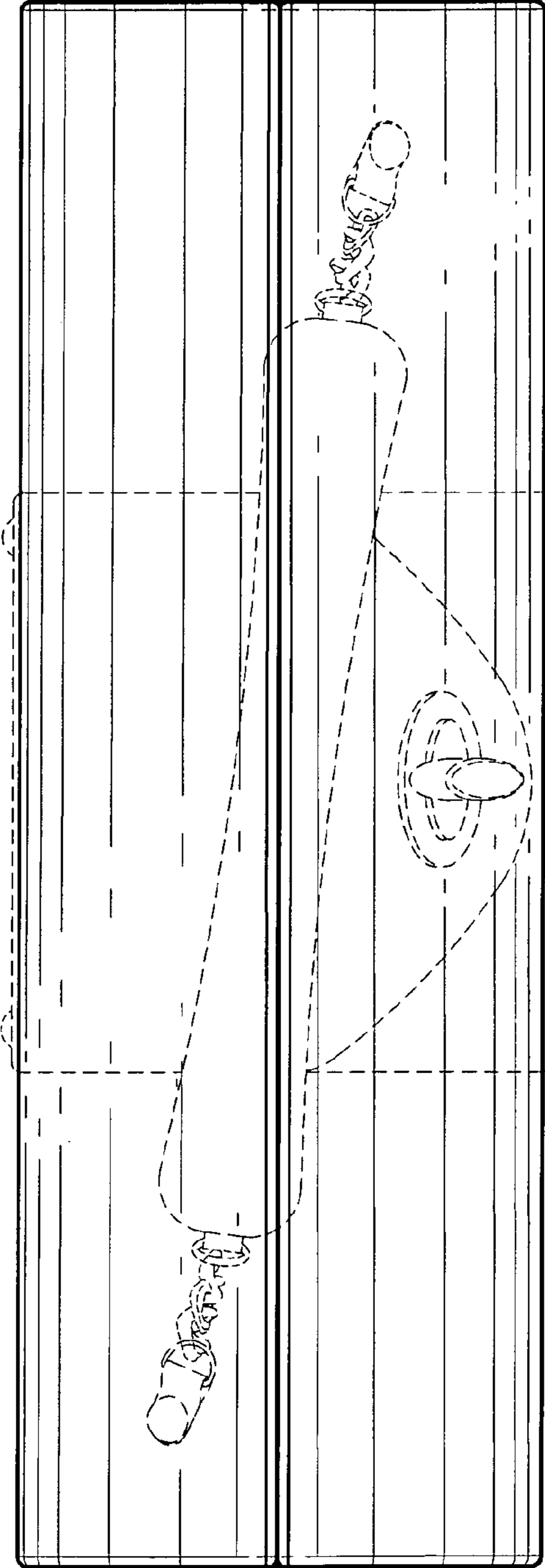


FIG. 5

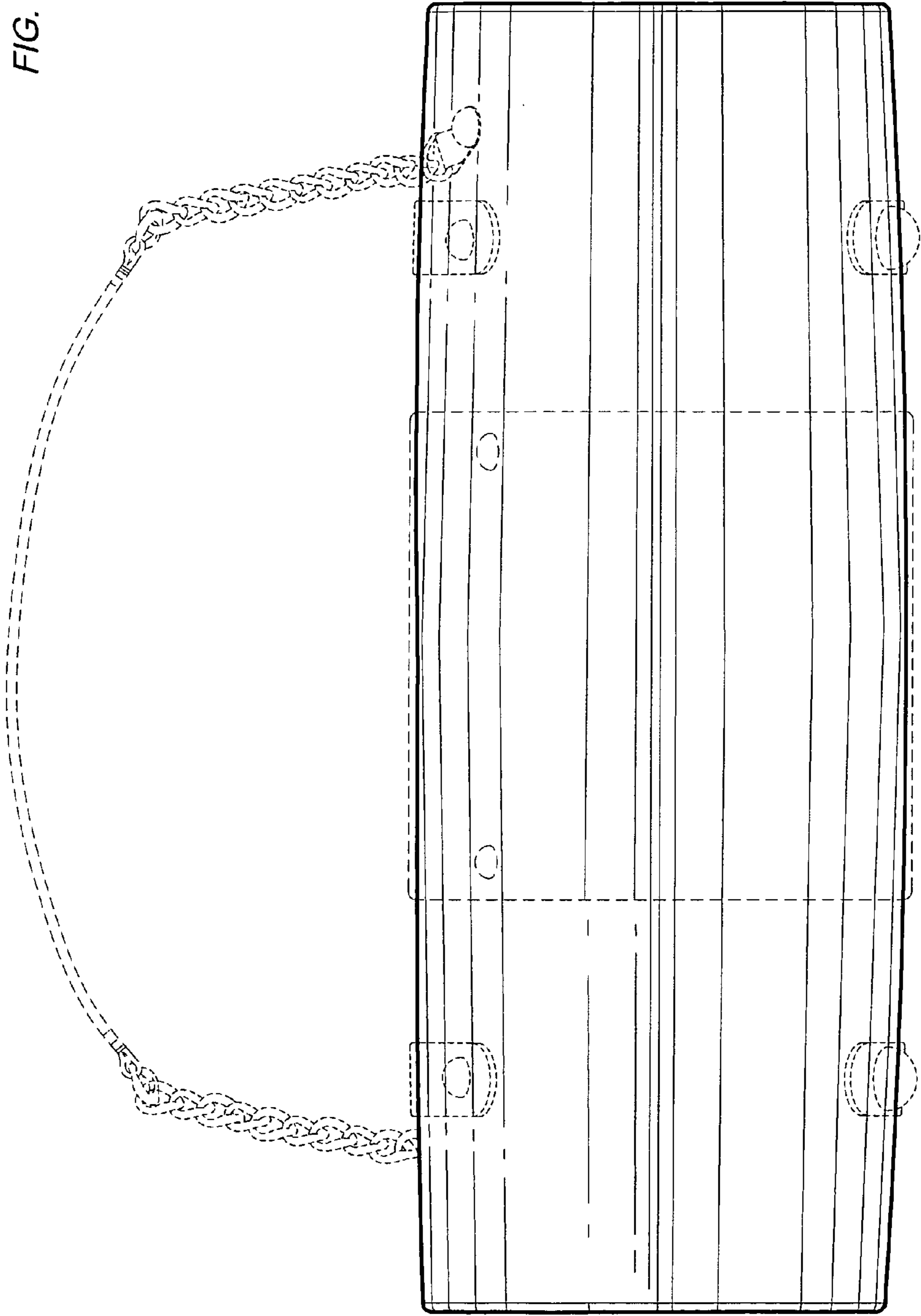


FIG. 6




FIG. 7

