



US00D713623S

(12) **United States Design Patent**
Lo

(10) **Patent No.:** **US D713,623 S**

(45) **Date of Patent:** **** Sep. 23, 2014**

(54) **OUTSOLE PORTION AND MIDSOLE PORTION OF A FOOTWEAR SOLE**

(75) Inventor: **Jung-Yuen Lo**, Taipei (TW)

(73) Assignee: **Shui-Mu International Company Ltd.**, Taipei (TW)

(**) Term: **14 Years**

(21) Appl. No.: **29/426,473**

(22) Filed: **Jul. 6, 2012**

(51) **LOC (10) Cl.** **02-04**

(52) **U.S. Cl.**
USPC **D2/947; D2/951; D2/954**

(58) **Field of Classification Search**
USPC D2/902, 906, 908, 916, 918, 925,
D2/946-962, 977; 36/3 B, 22 R, 24.5, 25 R,
36/28, 32 R, 34 R, 59 C, 67 A, 103
See application file for complete search history.

(56) **References Cited**

U.S. PATENT DOCUMENTS

1,524,782	A	*	2/1925	Clarke	36/59 R
D73,143	S	*	7/1927	Oakley	D2/955
D81,915	S	*	9/1930	Burchfield	D2/949
2,080,469	A	*	5/1937	Gilbert	36/29
D201,865	S	*	8/1965	Bingham	D2/955
4,547,978	A	*	10/1985	Radford	36/3 B
D333,909	S	*	3/1993	Hatfield	D2/954
D339,675	S	*	9/1993	Austin	D2/954
D391,751	S	*	3/1998	Santos et al.	D2/961
D392,790	S	*	3/1998	Ng	D2/900
D401,397	S	*	11/1998	Chen	D2/957
D402,452	S	*	12/1998	Allen	D2/961
D407,192	S	*	3/1999	Chassaing	D2/955
D407,194	S	*	3/1999	Brandt et al.	D2/961
D407,543	S	*	4/1999	Belfanti	D2/961
D409,363	S	*	5/1999	Belfanti	D2/961
5,987,783	A	*	11/1999	Allen et al.	36/127

D471,001	S	*	3/2003	Beck	D2/961
D474,331	S	*	5/2003	Dean	D2/961
D552,839	S	*	10/2007	Le et al.	D2/961
D611,236	S	*	3/2010	Dombrow	D2/954
D616,641	S	*	6/2010	Martinez	D2/961
D619,343	S	*	7/2010	Vestuti et al.	D2/956
D625,501	S	*	10/2010	Lidtke	D2/961
7,814,687	B2	*	10/2010	Cook et al.	36/137
D664,754	S	*	8/2012	Klein et al.	D2/961
D665,566	S	*	8/2012	Klein et al.	D2/961
D703,929	S	*	5/2014	Avar et al.	D2/953
D704,423	S	*	5/2014	Williams, Jr.	D2/953
D704,927	S	*	5/2014	Lo	D2/961
D707,429	S	*	6/2014	Seamarks	D2/953
2012/0005920	A1	*	1/2012	Alvear et al.	36/28

* cited by examiner

Primary Examiner — T. Chase Nelson

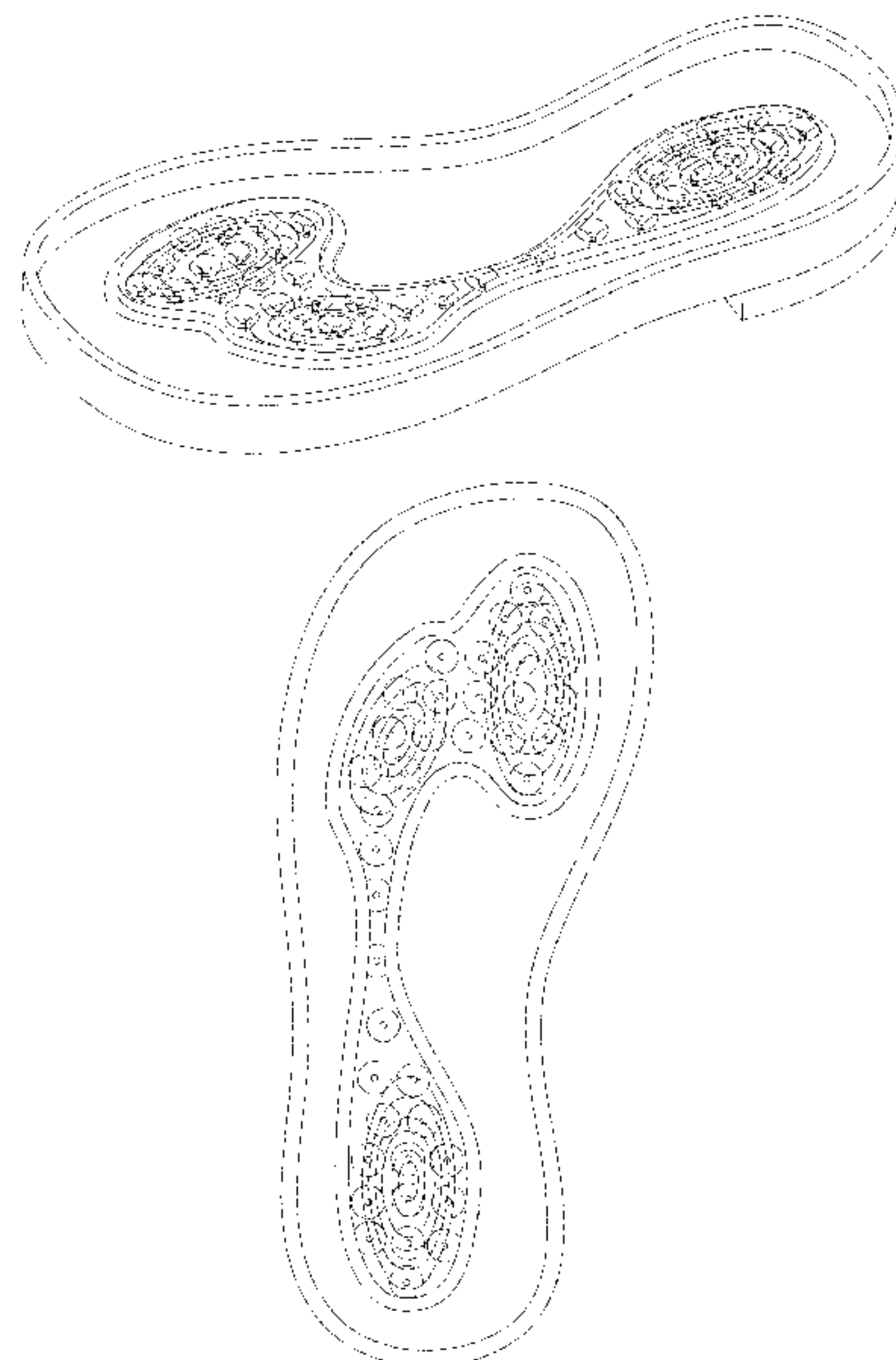
(57) **CLAIM**

The ornamental design for an outsole portion and midsole portion of a footwear sole, as shown and described.

DESCRIPTION

FIG. 1 is a perspective view of an outsole portion and midsole portion of a footwear sole showing my new design;
 FIG. 2 is a top plan view thereof;
 FIG. 3 is a bottom plan view thereof;
 FIG. 4 is a left side view thereof;
 FIG. 5 is a right side view thereof;
 FIG. 6 is a front view thereof;
 FIG. 7 is a rear view thereof;
 FIG. 8 is a perspective view of the outsole portion and midsole portion of the footwear sole with a footbed to be fitted therein; and,
 FIG. 9 is a perspective view of the outsole portion and midsole portion of the footwear sole with the footbed fitted therein.
 The broken line showing in FIGS. 8 and 9 is for illustrative purposes only and forms no part of the claimed design.

1 Claim, 9 Drawing Sheets



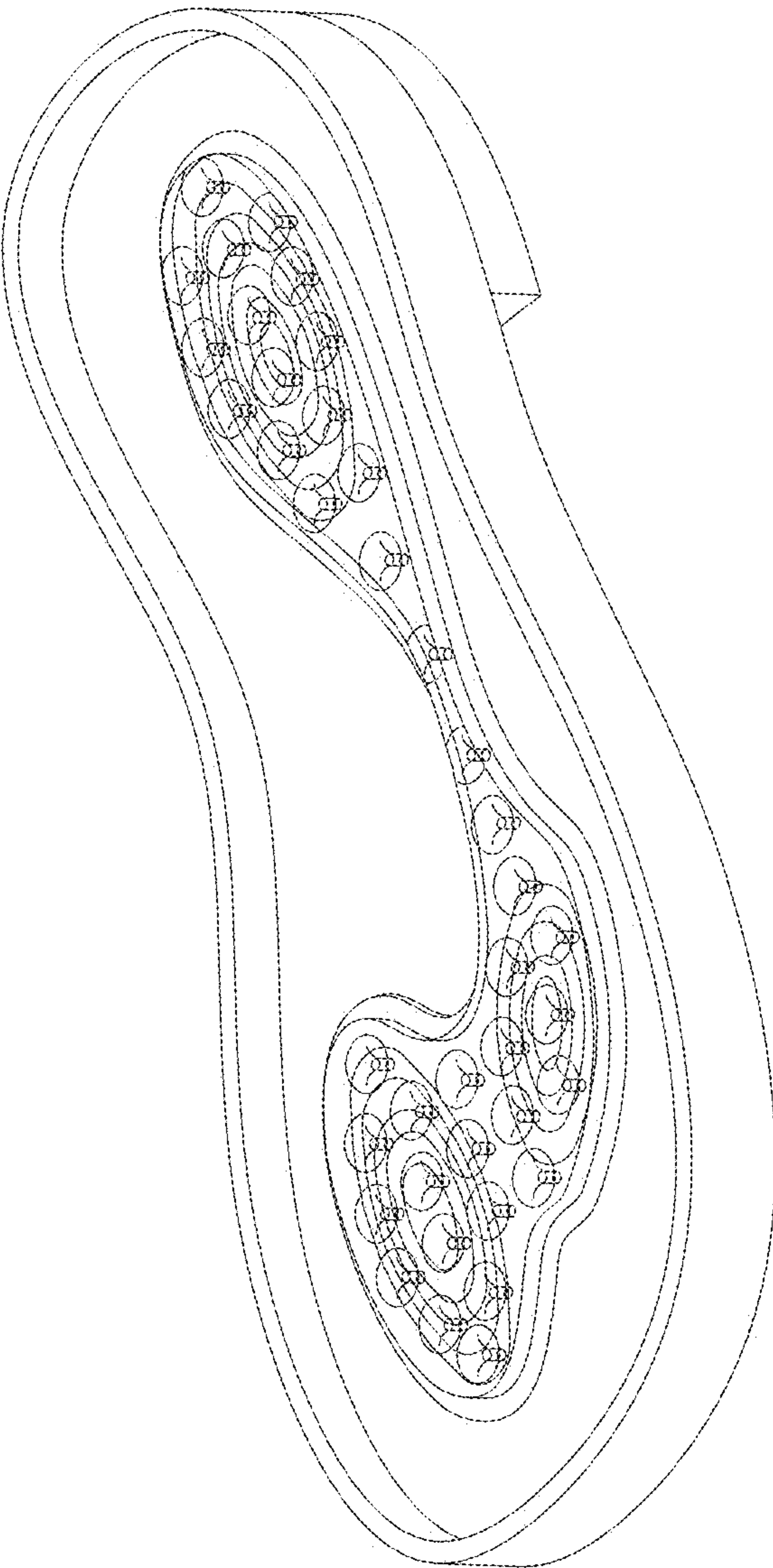


FIG. 1

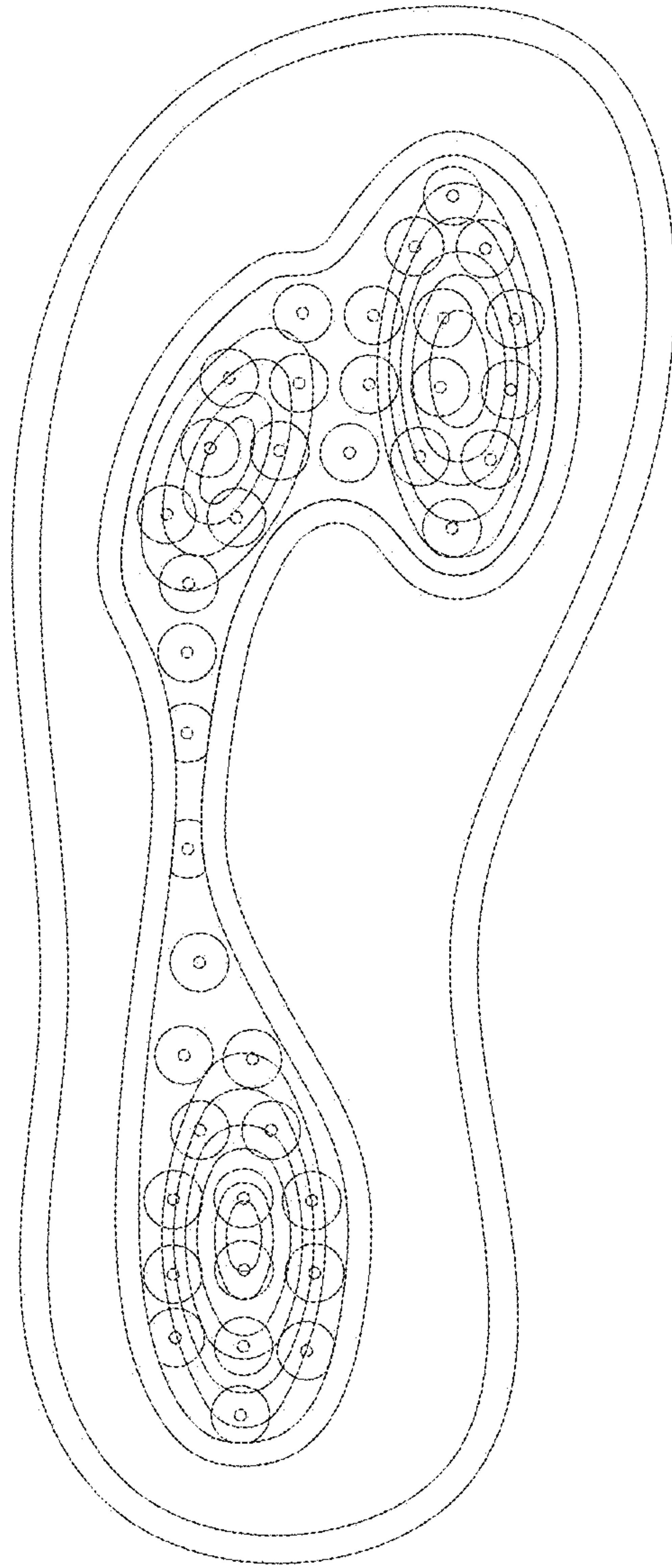


FIG. 2

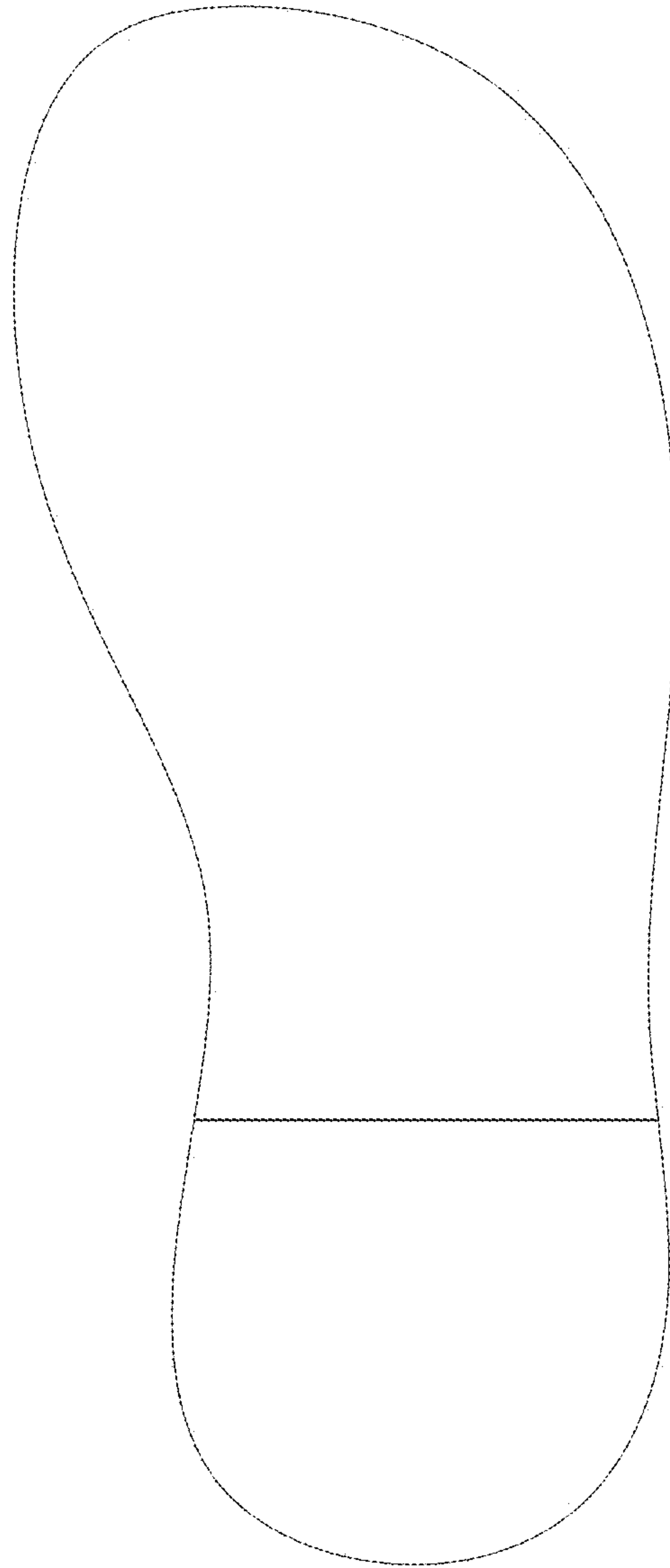


FIG. 3




FIG. 4




FIG. 5

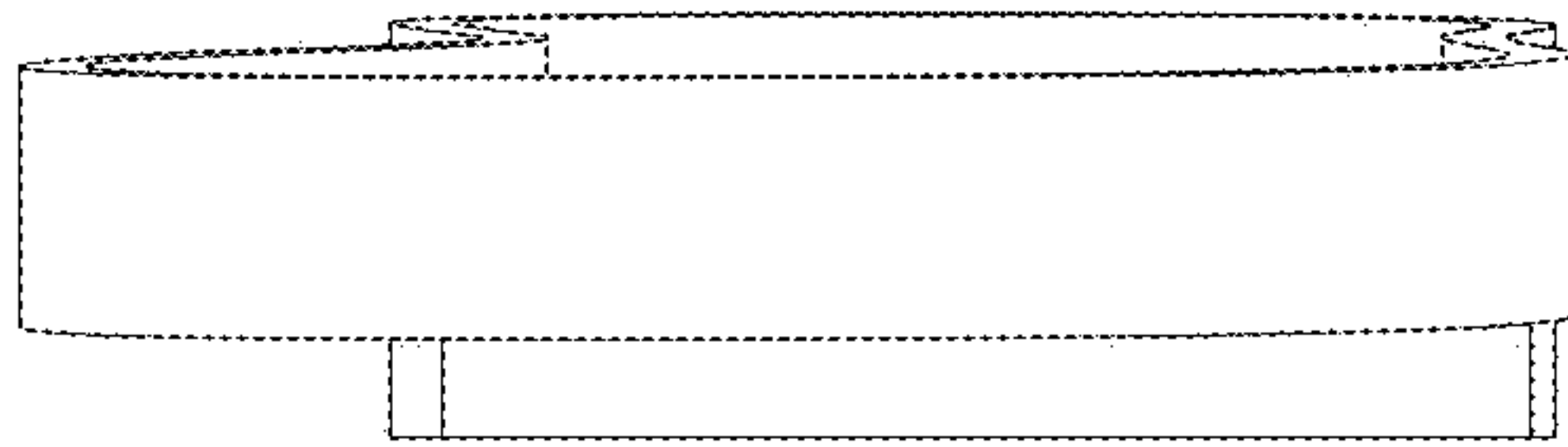


FIG. 6

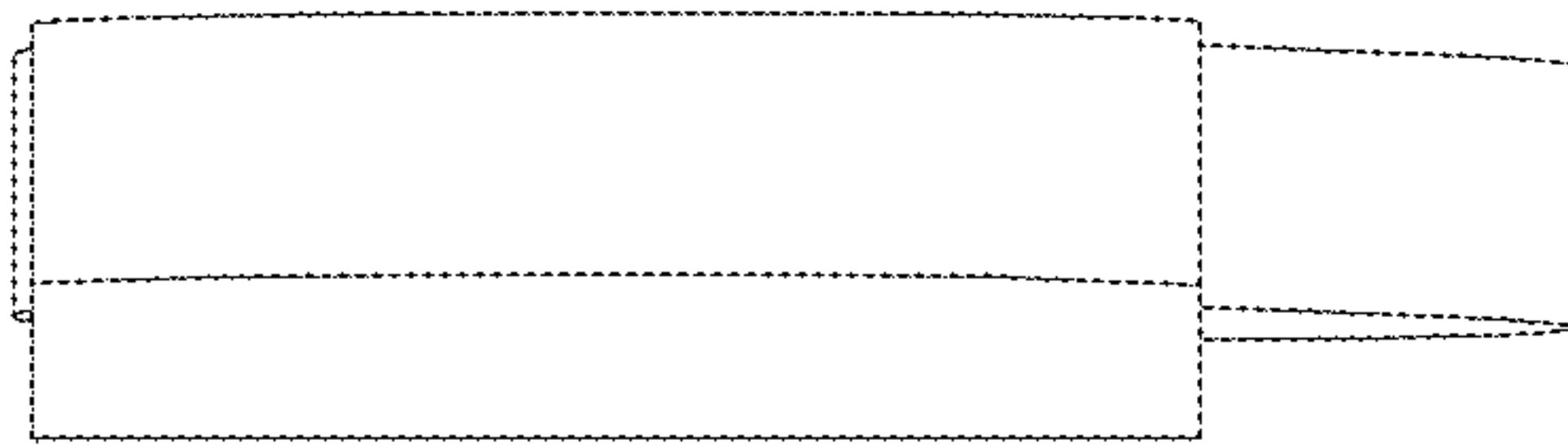


FIG. 7

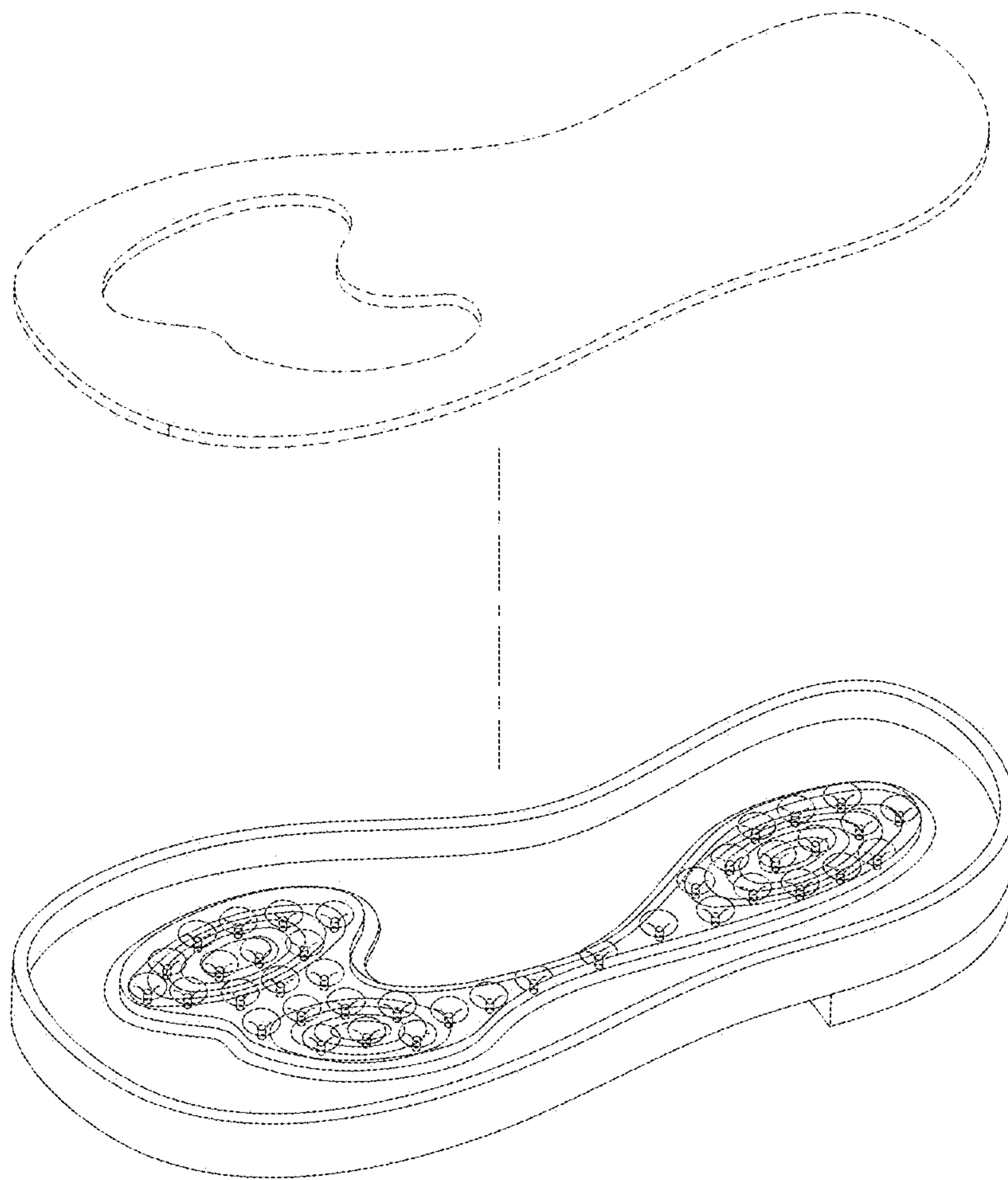


FIG. 8

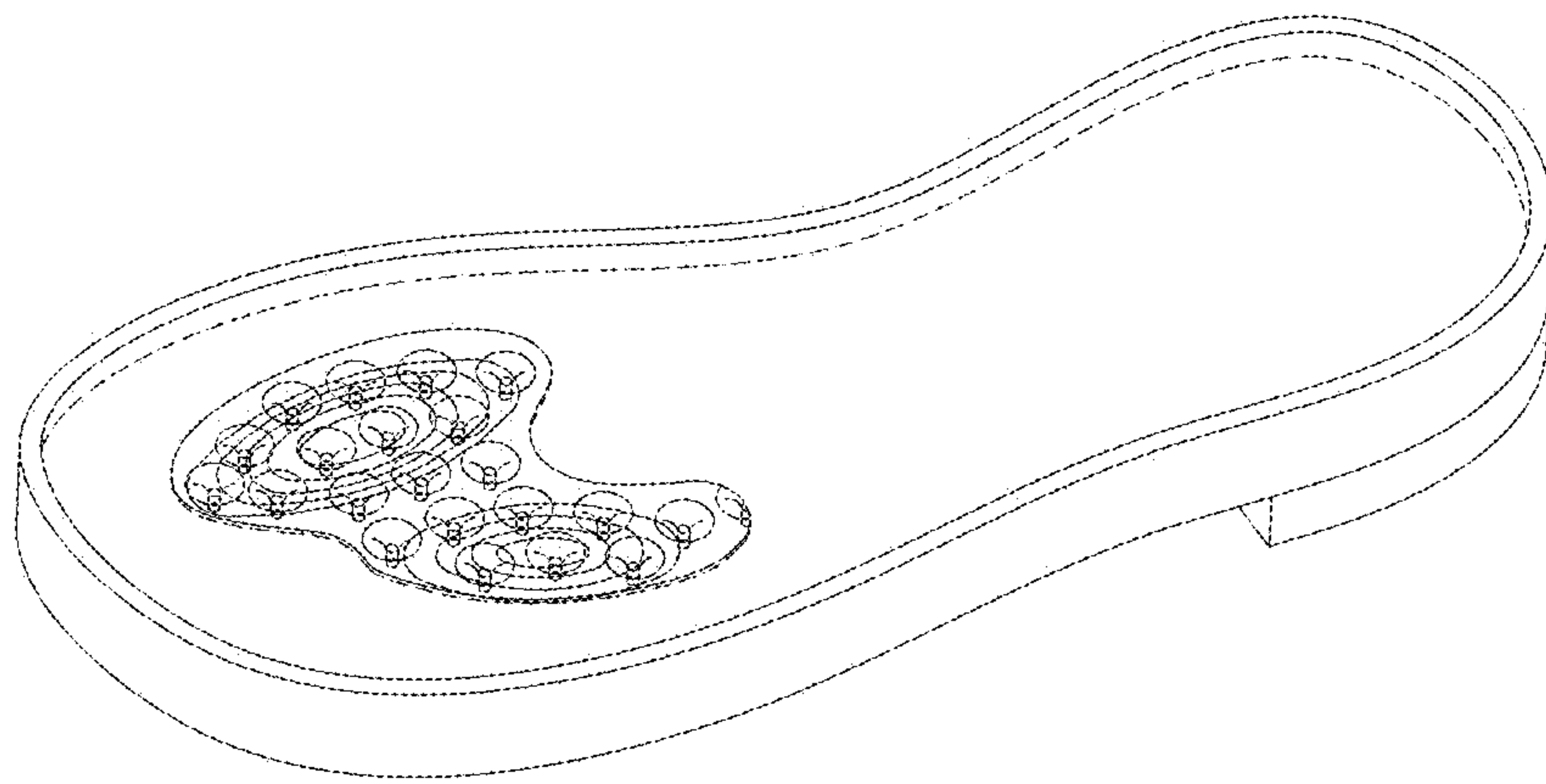


FIG. 9