



US00D713602S

(12) **United States Design Patent**  
**Tyson, Jr.**

(10) **Patent No.:** **US D713,602 S**  
(45) **Date of Patent:** **\*\* Sep. 16, 2014**

(54) **CENTRAL LINE ACCESS SUBCLAVIAN SHIELD**

(76) Inventor: **James L. Tyson, Jr.**, Grand Rapids, MI (US)

(\*\*) Term: **14 Years**

(21) Appl. No.: **29/431,156**

(22) Filed: **Sep. 4, 2012**

(51) **LOC (10) Cl.** ..... **09-03**

(52) **U.S. Cl.**  
USPC ..... **D29/100**

(58) **Field of Classification Search**  
USPC ..... D24/133, 136, 110.2, 142, 232; D28/9;  
D29/110; 128/846, 857, 859-861, 863,  
128/888; 600/119; 132/212

See application file for complete search history.

(56) **References Cited**

U.S. PATENT DOCUMENTS

D188,021 S	5/1960	Fisher	
D248,674 S	7/1978	Hannon	
D264,722 S	6/1982	Summers	
D268,877 S *	5/1983	Loewenstine	D28/9
D297,766 S	9/1988	Conlon	
4,981,086 A	1/1991	Barca	
D335,823 S *	5/1993	Shapiro et al.	D10/64
5,206,956 A *	5/1993	Olson	2/13
D355,036 S	1/1995	Shufelt	
5,406,944 A *	4/1995	Gazzara	128/206.19
D374,951 S *	10/1996	Machson	D29/110

5,584,078 A *	12/1996	Saboory	2/427
D384,775 S	10/1997	Locke	
D385,664 S *	10/1997	King	D29/108
5,682,879 A *	11/1997	Bowers	128/206.19
5,692,522 A *	12/1997	Landis	128/857
D404,849 S *	1/1999	Desy	D29/110
6,003,524 A *	12/1999	Gravelle	132/319
D440,357 S	4/2001	Stuermer	
D454,976 S	3/2002	Recupido	
D641,869 S *	7/2011	Schultz	D24/133

\* cited by examiner

*Primary Examiner* — Randall Gholson

(74) *Attorney, Agent, or Firm* — QuickPatents; Kevin Prince

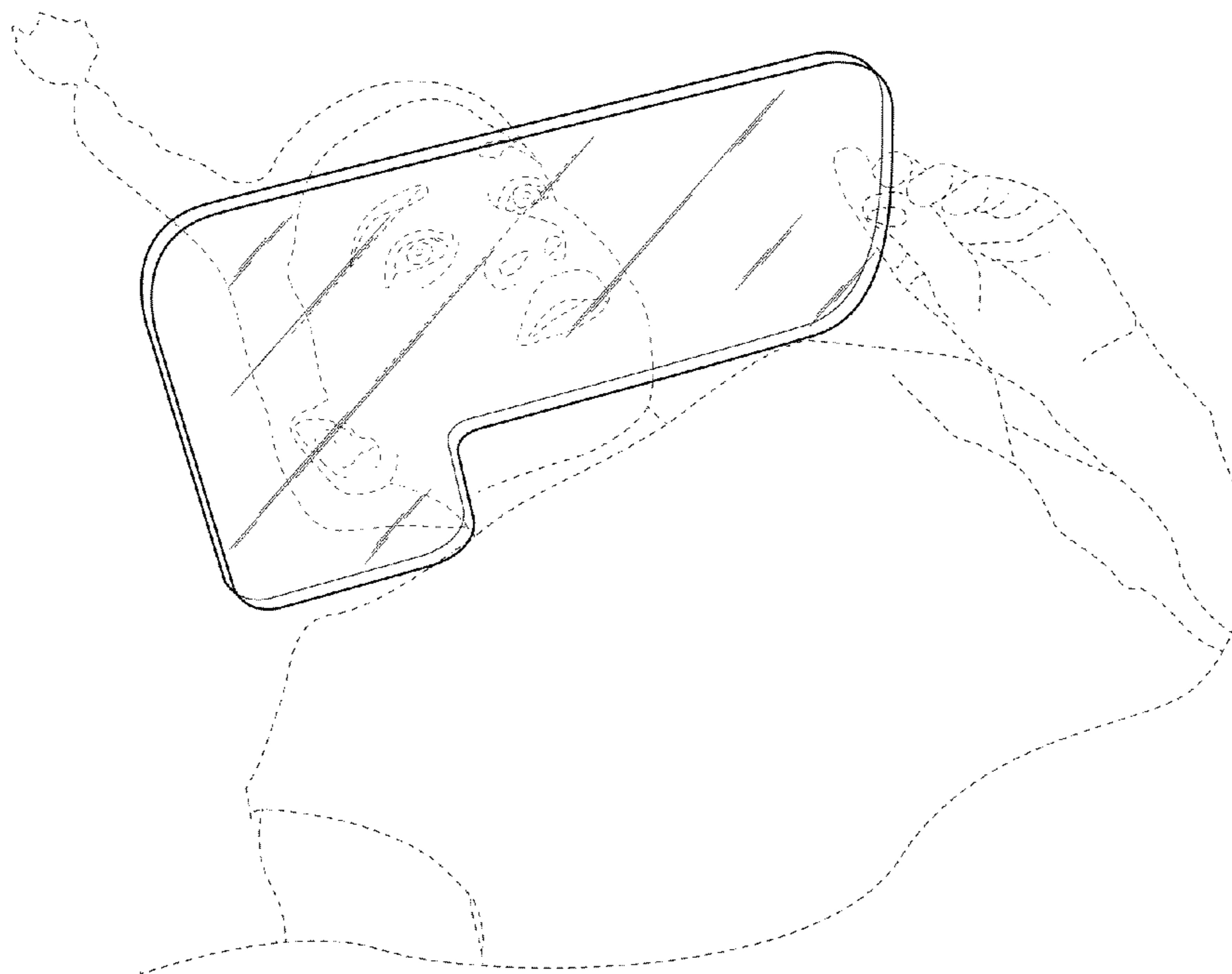
(57) **CLAIM**

I claim the ornamental design for a central line access subclavian shield, as shown and described.

**DESCRIPTION**

FIG. 1 is a top perspective view of a central line access subclavian shield, showing my new design;  
FIG. 2 is a bottom perspective view thereof;  
FIG. 3 is a front elevational view thereof, the rear elevational view being a mirror image thereof;  
FIG. 4 is a right-side elevational view thereof;  
FIG. 5 is a left-side elevational view thereof;  
FIG. 6 is a top plan view thereof; and,  
FIG. 7 is a bottom plan view thereof.  
The broken lines showing a patient in FIG. 1 depict environmental matter and form no part of the claimed design.

**1 Claim, 3 Drawing Sheets**



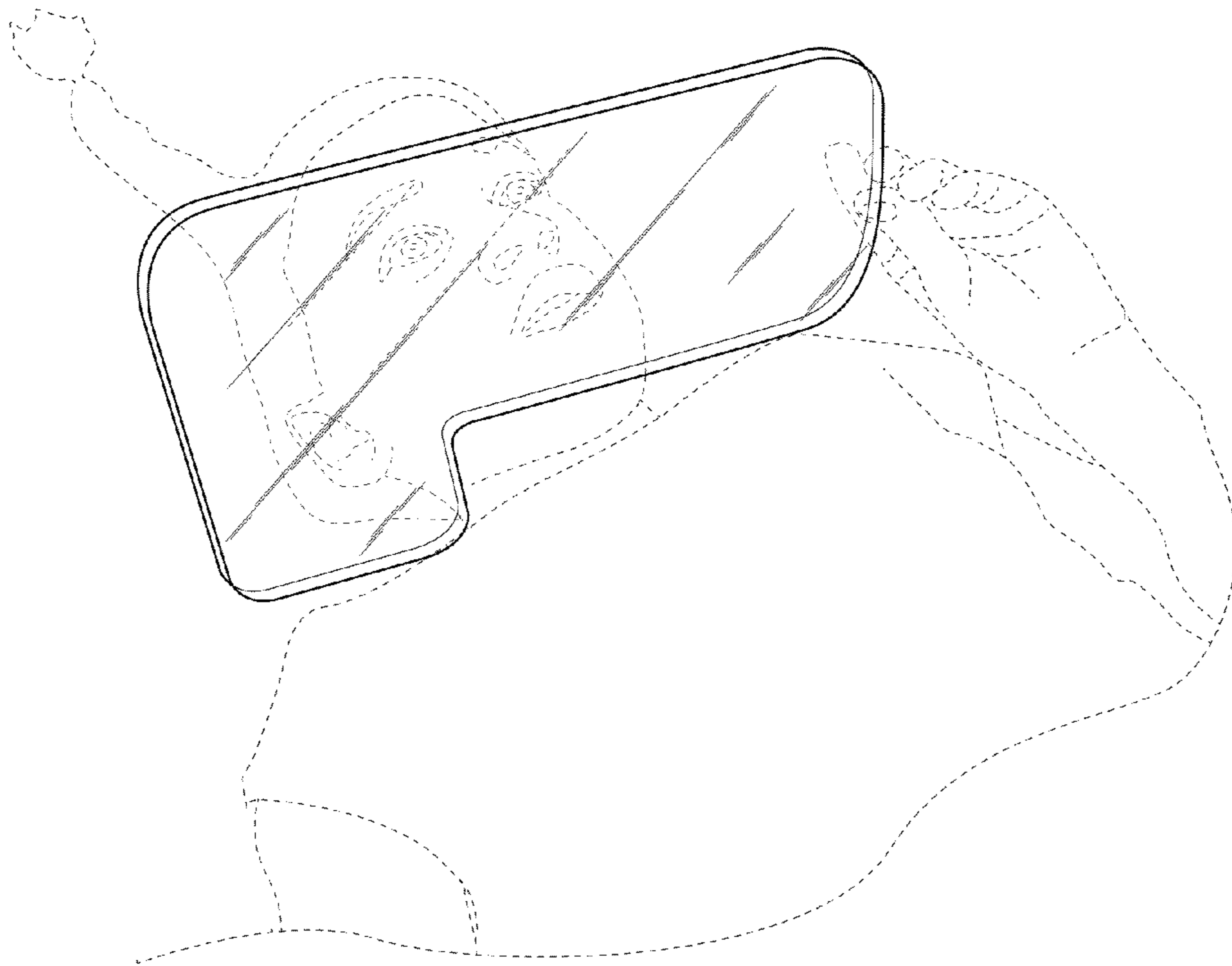


FIG. 1

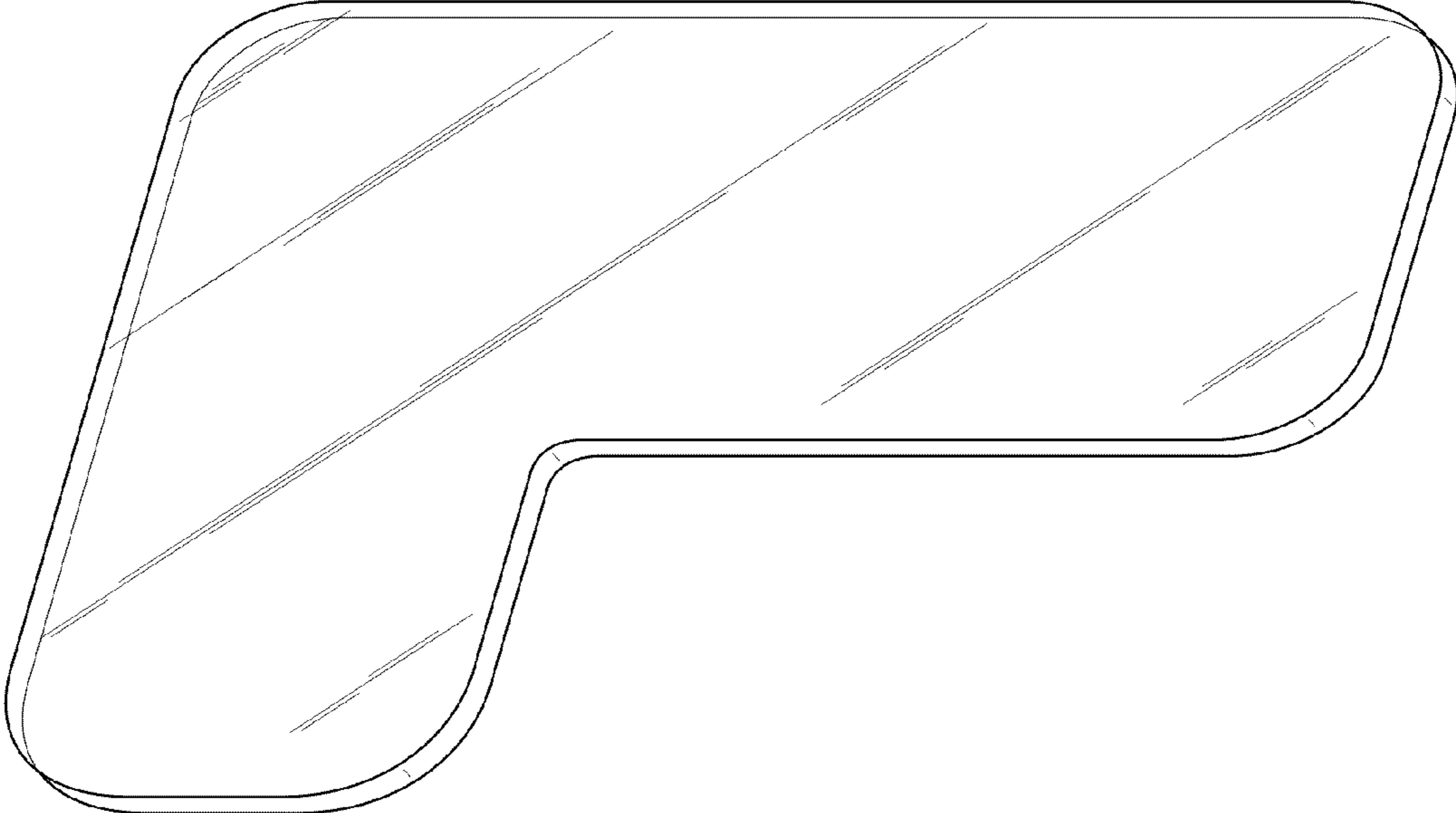


FIG. 2




FIG. 3



FIG. 4



FIG. 5




FIG. 6



FIG. 7