



US00D713600S

(12) **United States Design Patent**  
**Chesser**

(10) **Patent No.:** **US D713,600 S**  
(45) **Date of Patent:** **\*\* Sep. 16, 2014**

(54) **WALL MOUNTABLE BACK SCRUBBER**

(76) Inventor: **Traci Chesser**, Sylvester, GA (US)

(\*\*) Term: **14 Years**

(21) Appl. No.: **29/429,870**

(22) Filed: **Aug. 17, 2012**

(51) **LOC (10) Cl.** ..... **28-03**

(52) **U.S. Cl.**  
USPC ..... **D28/63**

(58) **Field of Classification Search**  
CPC ..... A47K 7/00; A47K 7/02; A47K 7/024;  
A47K 7/026; A47K 7/03; A61H 7/002;  
A61H 2205/081; B08B 1/00; B08B 1/003;  
B32B 5/18  
USPC ..... D4/121, 126; D28/63; D32/43; 4/559,  
4/604-606; 15/104.92, 104.93, 159.1,  
15/160, 161, 244.1, 209.1, 244.4  
See application file for complete search history.

(56) **References Cited**

U.S. PATENT DOCUMENTS

1,954,940	A *	4/1934	Mikel	4/575.1
3,677,951	A *	7/1972	Alles	248/363
4,020,519	A *	5/1977	Robison	15/104.92
4,053,960	A *	10/1977	Kingswell	15/104.92
4,890,352	A *	1/1990	Stowers et al.	15/244.1
5,277,389	A	1/1994	Ballares et al.	
5,822,824	A *	10/1998	Dion	15/210.1
5,916,672	A *	6/1999	Reeves et al.	428/319.9
6,370,722	B1 *	4/2002	Duckworth	15/104.92
6,526,618	B1 *	3/2003	Bolton	15/160
7,451,513	B2	11/2008	Torres	
7,467,438	B2	12/2008	Ryman	

7,472,449	B2	1/2009	Orban	
D592,369	S *	5/2009	Hitzemann	D32/40
2008/0250594	A1 *	10/2008	Green	15/210.1

FOREIGN PATENT DOCUMENTS

GB	2343843	A *	5/2000
KR	10-2005-0057736	A *	6/2005
ZA	9008158	A *	10/1991

OTHER PUBLICATIONS

FR 026641 Model 002, Registered Design, (Aucouturier) Jun. 6, 2003, [online], [retrieved on Jul. 12, 2013] Retrieved from the Design Database of the Institut National de la Propriété Industrielle using the Internet: <http://bases-modeles.inpi.fr>.\*

\* cited by examiner

*Primary Examiner* — Melanie H Tung  
*Assistant Examiner* — Lavone D Tabor  
(74) *Attorney, Agent, or Firm* — Crossley Patent Law; Micah C. Gunn

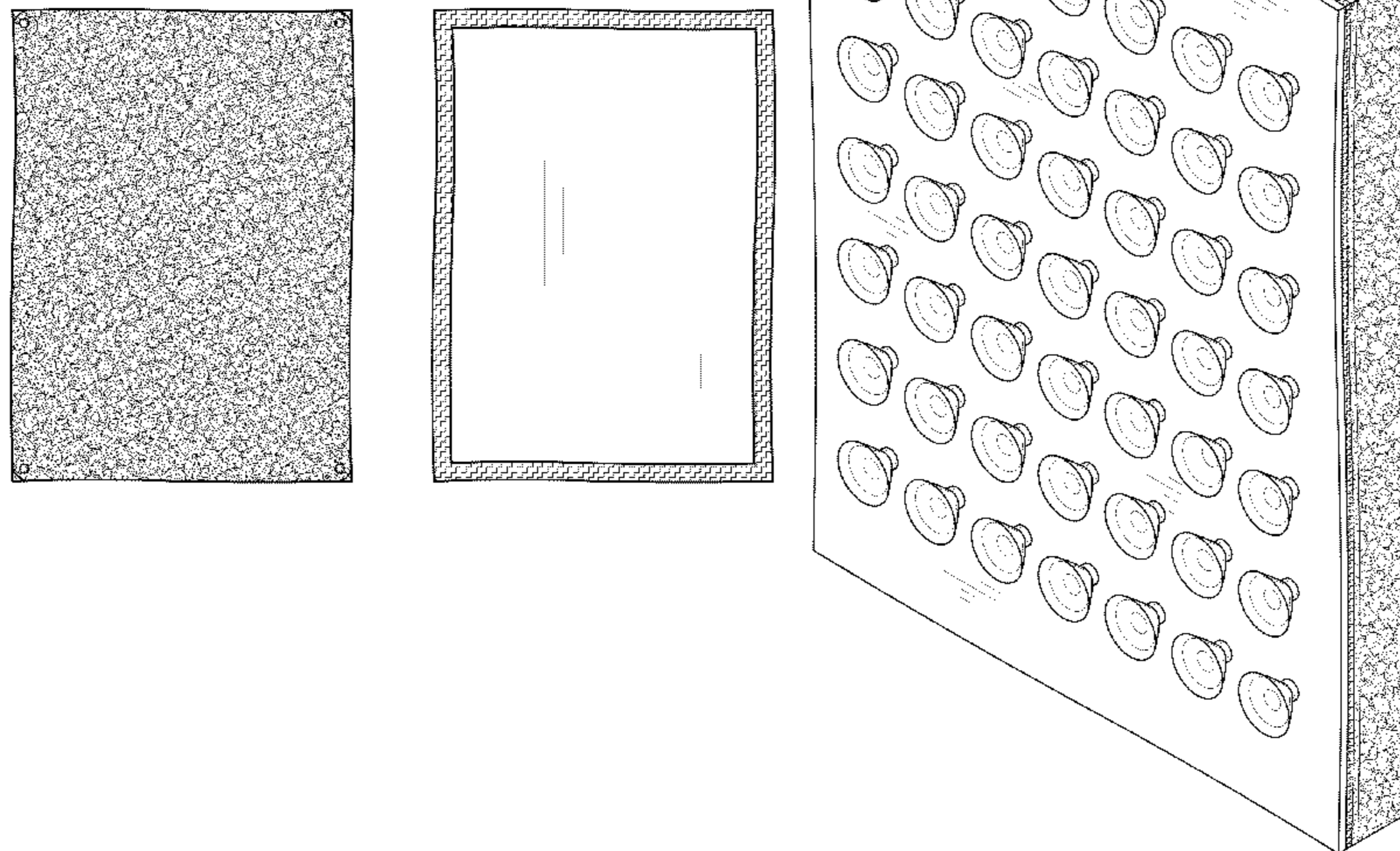
(57) **CLAIM**

The ornamental design for a wall mountable back scrubber, as shown and described.

**DESCRIPTION**

FIG. 1 is an exploded front elevation view of a wall mountable back scrubber showing my new design; FIG. 2 is a rear elevation view thereof; FIG. 3 is a right side elevation view thereof, the opposite side being a mirror image the shown; FIG. 4 is a top plan view thereof, the opposite side being a mirror image of the shown; and, FIG. 5 is an enlarged, assembled rear isometric view thereof.

**1 Claim, 4 Drawing Sheets**



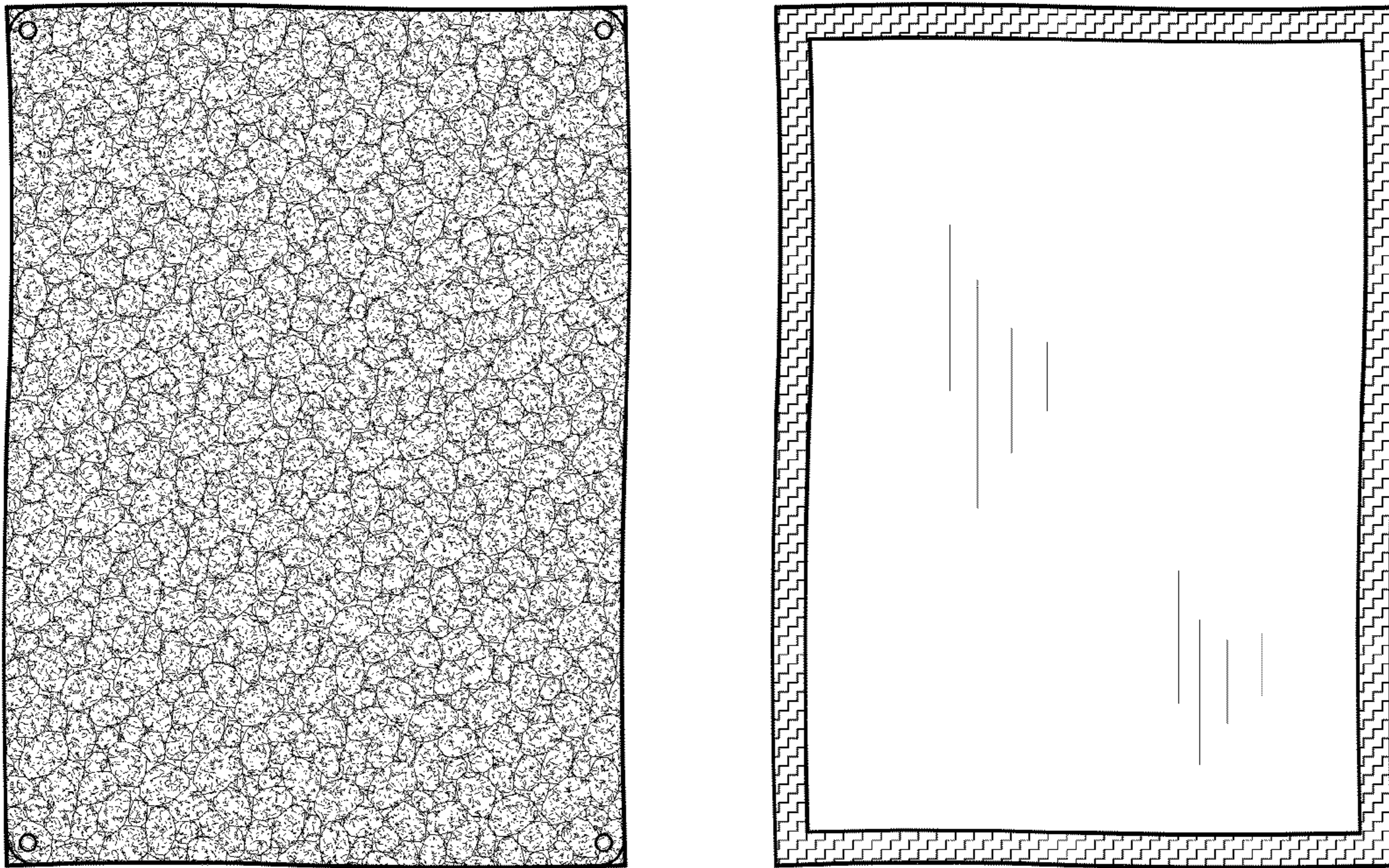


FIG. 1

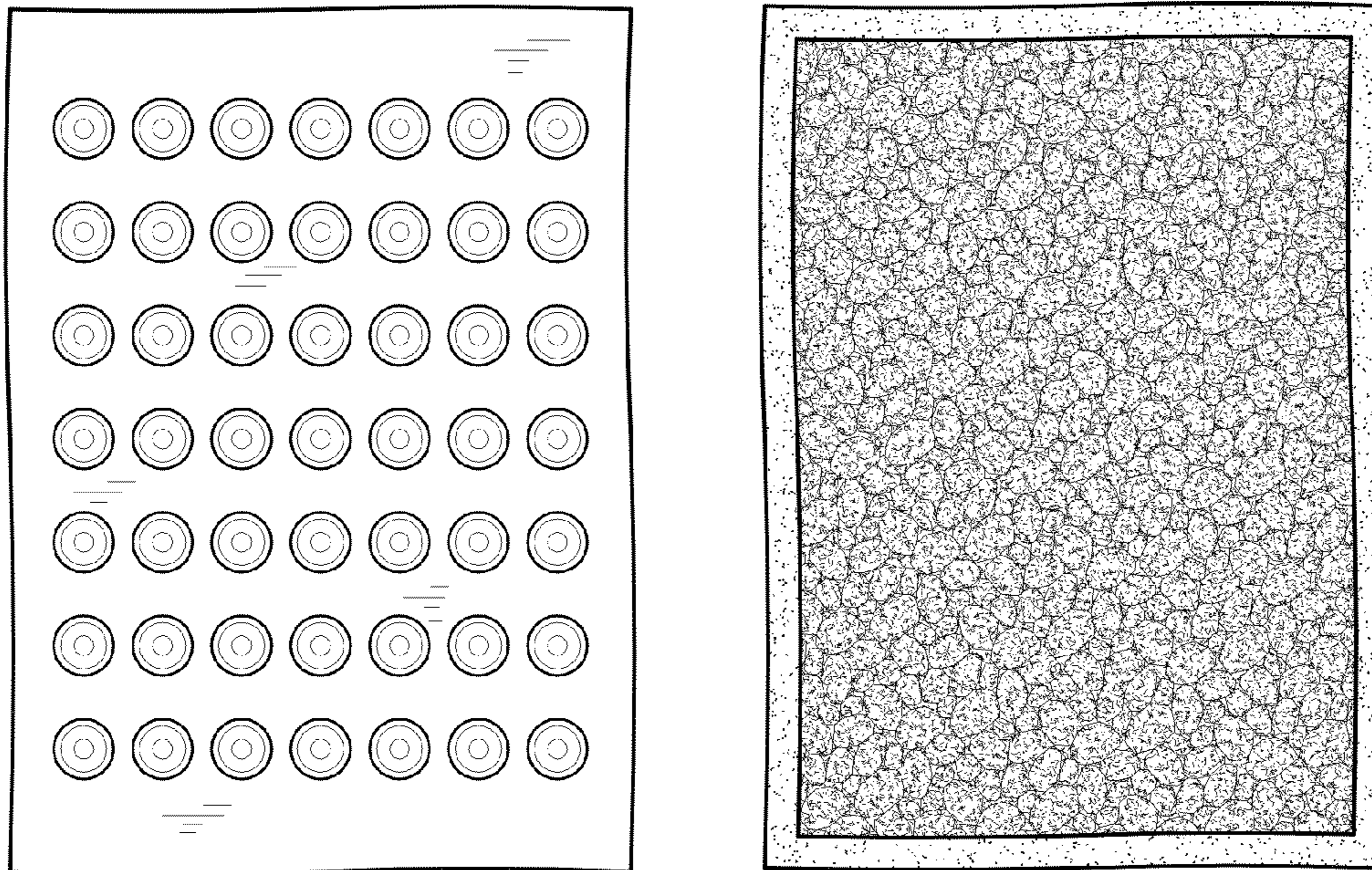


FIG. 2

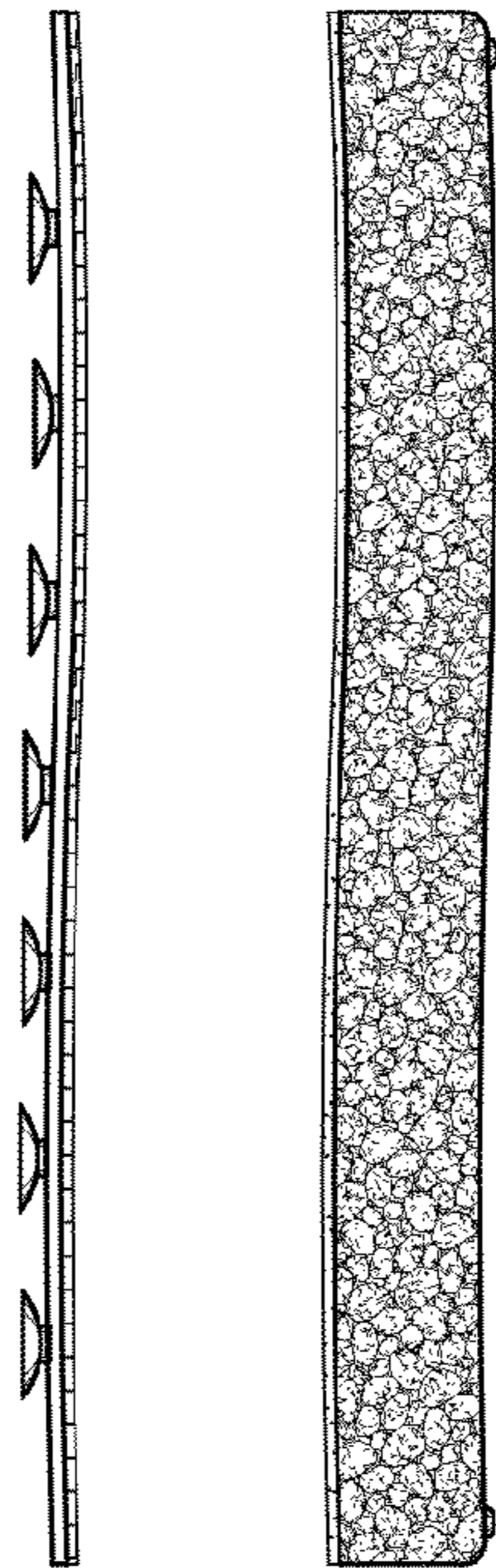


FIG. 3

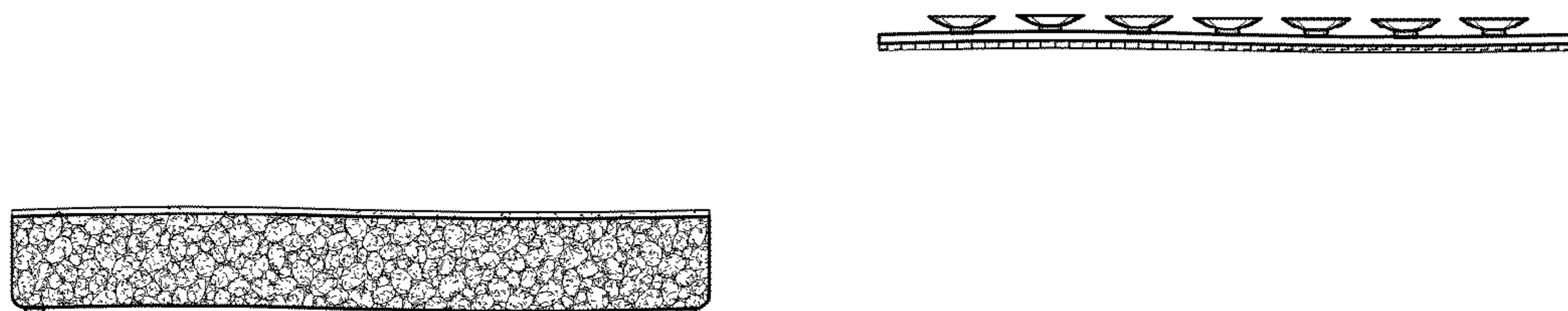


FIG. 4

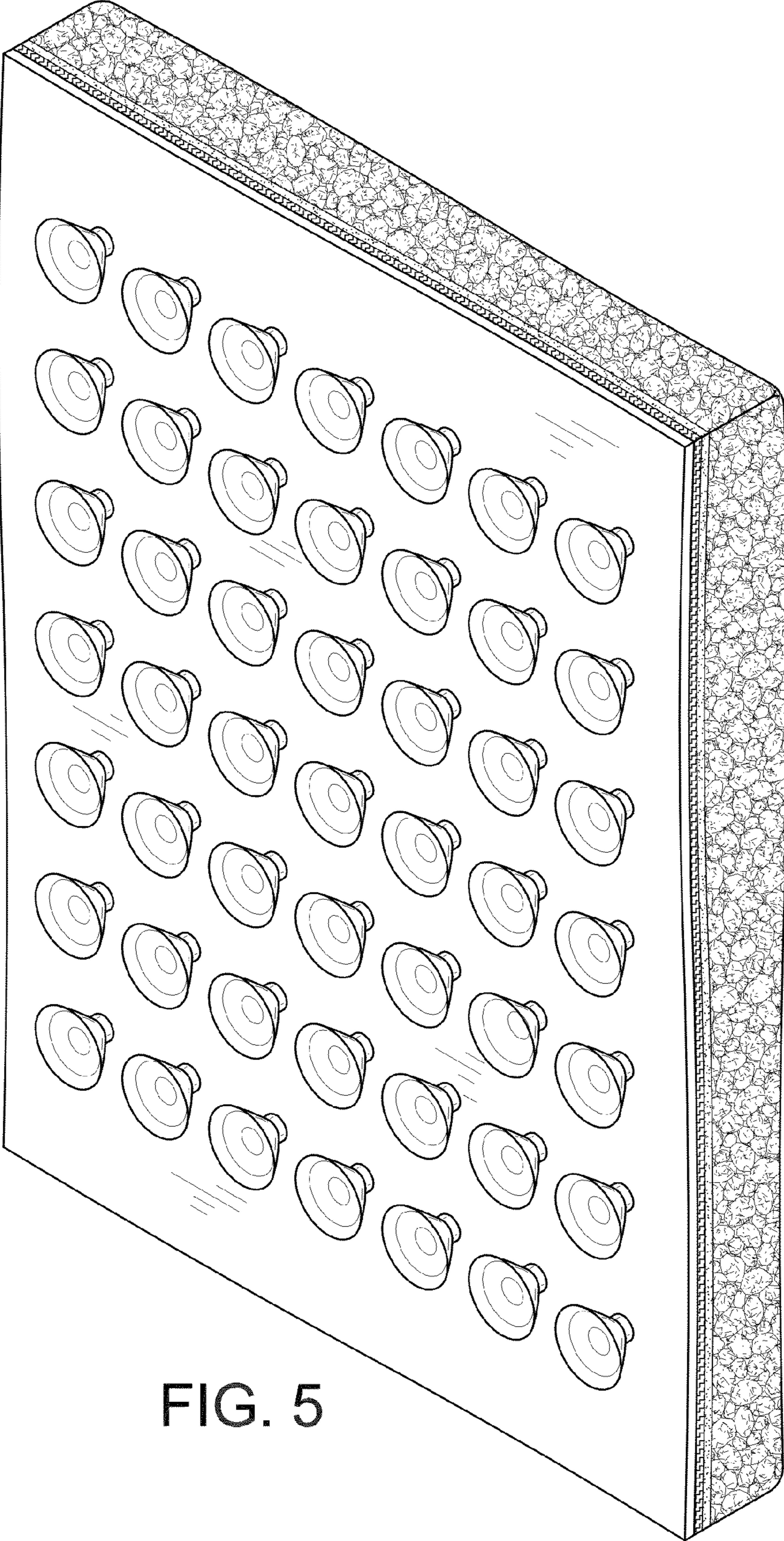


FIG. 5