



US00D713586S

(12) **United States Design Patent**
Lastimosa

(10) **Patent No.:** **US D713,586 S**
(45) **Date of Patent:** **** Sep. 16, 2014**

(54) **LIGHT FIXTURE**

(71) Applicant: **Quoizel, Inc.**, Goose Creek, SC (US)

(72) Inventor: **Edgardo Lastimosa**, Cainta (PH)

(73) Assignee: **Quoizel, Inc.**, Goose Creek, SC (US)

(**) Term: **14 Years**

(21) Appl. No.: **29/443,435**

(22) Filed: **Jan. 17, 2013**

(51) **LOC (10) Cl.** **26-03**

(52) **U.S. Cl.**
USPC **D26/81**

(58) **Field of Classification Search**
USPC D26/72, 81, 143, 144; 362/147,
362/404-408

See application file for complete search history.

(56) **References Cited**

U.S. PATENT DOCUMENTS

D403,794 S	1/1999	Orozco	
D417,521 S	12/1999	Orozco	
D425,648 S	5/2000	Orozco	
D441,895 S	5/2001	Orozco	
D444,904 S	7/2001	Orozco	
D445,529 S	7/2001	Orozco	
D453,229 S	1/2002	Phillips	
D453,389 S	2/2002	Phillips	
D453,581 S	2/2002	Orozco	
D453,972 S	2/2002	Phillips	
D488,881 S *	4/2004	Dolan	D26/81
D510,638 S	10/2005	Orozco	
D517,722 S	3/2006	Orozco	
D542,458 S *	5/2007	Blackman	D26/81
D550,886 S *	9/2007	Nicholas	D26/81
D552,287 S *	10/2007	De'Armond	D26/81
D552,288 S *	10/2007	De'Armond	D26/81
D553,782 S *	10/2007	Nicholas	D26/81
D587,842 S	3/2009	Rhodes	
D588,293 S *	3/2009	Walsh	D26/81
D598,600 S *	8/2009	Chen	D26/81
D605,348 S *	12/2009	Miranda	D26/144

D611,184 S *	3/2010	Chen	D26/81
D628,736 S *	12/2010	Chen	D26/81
D665,118 S *	8/2012	Lastimosa	D26/81
D665,941 S	8/2012	Orozco	
2006/0146548 A1 *	7/2006	Pazula et al.	362/405

OTHER PUBLICATIONS

Candice Olson Chandelier #6773-4H, Item D on p. 64 of the AF Lighting Spring 2007 catalog #AFLMC0107. ©2007. (3 pages, includes front and rear covers of catalog).*

Chandelier #11066/6+1 from the Modena Collection shown on p. 214 of the E.L.K. Lighting, Inc. Catalog 2900. ©2009.(3 pages, includes front and rear covers of catalog).*

* cited by examiner

Primary Examiner — Clare E Heflin

(74) *Attorney, Agent, or Firm* — Nelson Mullins Riley & Scarborough, LLP

(57) **CLAIM**

The ornamental design for a light fixture, substantially as shown and described.

DESCRIPTION

FIG. 1 is a perspective view of a light fixture embodying the design of the present invention.

FIG. 2 is a front side elevational view of the light fixture illustrated in FIG. 1.

FIG. 3 is a back side elevational view of the light fixture illustrated in FIG. 1.

FIG. 4 is a right side elevational view of the light fixture illustrated in FIG. 1.

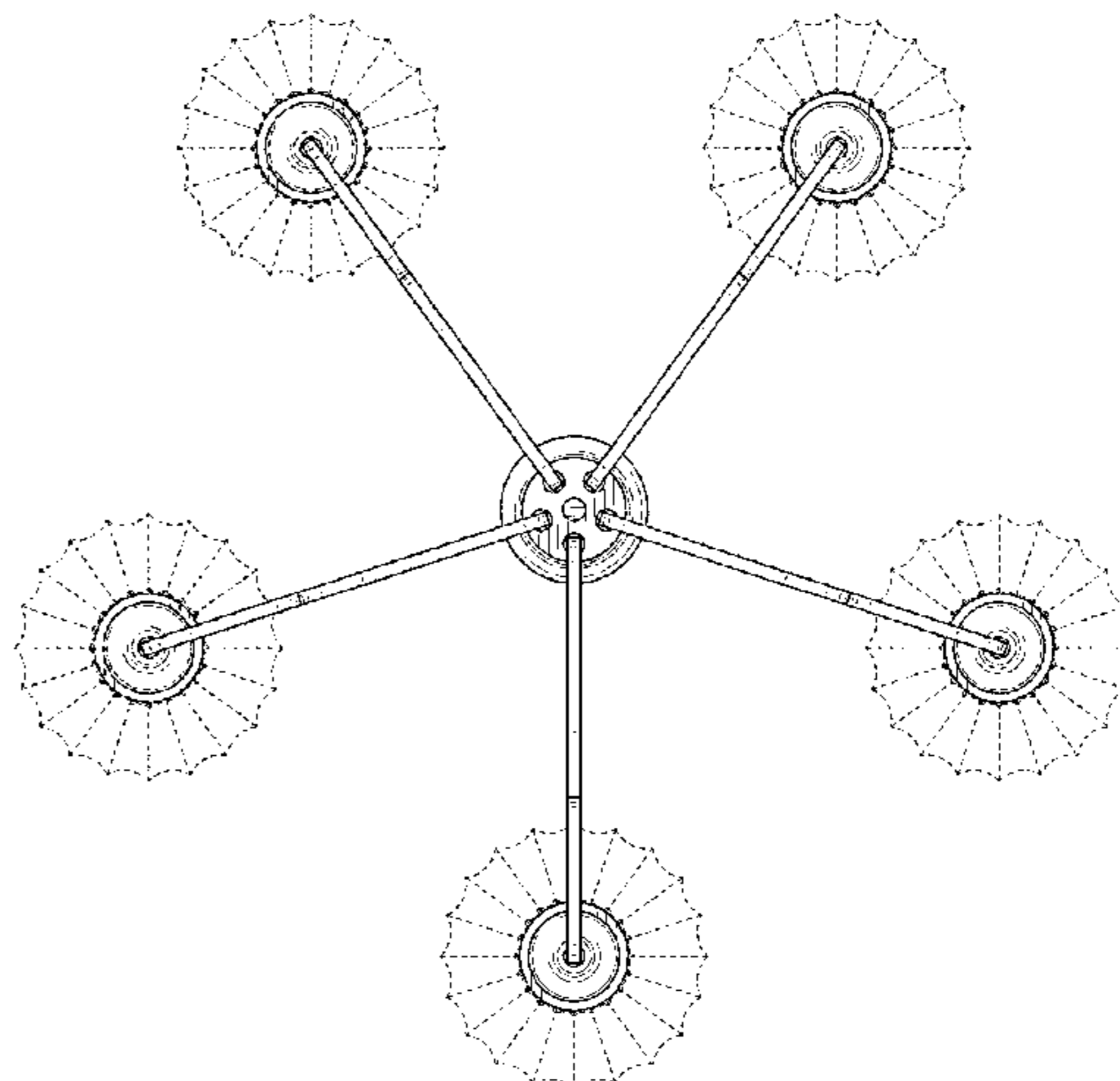

FIG. 5 is a left side elevational view of the light fixture illustrated in FIG. 1.

FIG. 6 is a top view of the light fixture illustrated in FIG. 1; and,

FIG. 7 is a bottom view of the light fixture illustrated in FIG. 1.

The portions shown in broken lines form no part of the claimed design.

1 Claim, 7 Drawing Sheets






FIG. 1

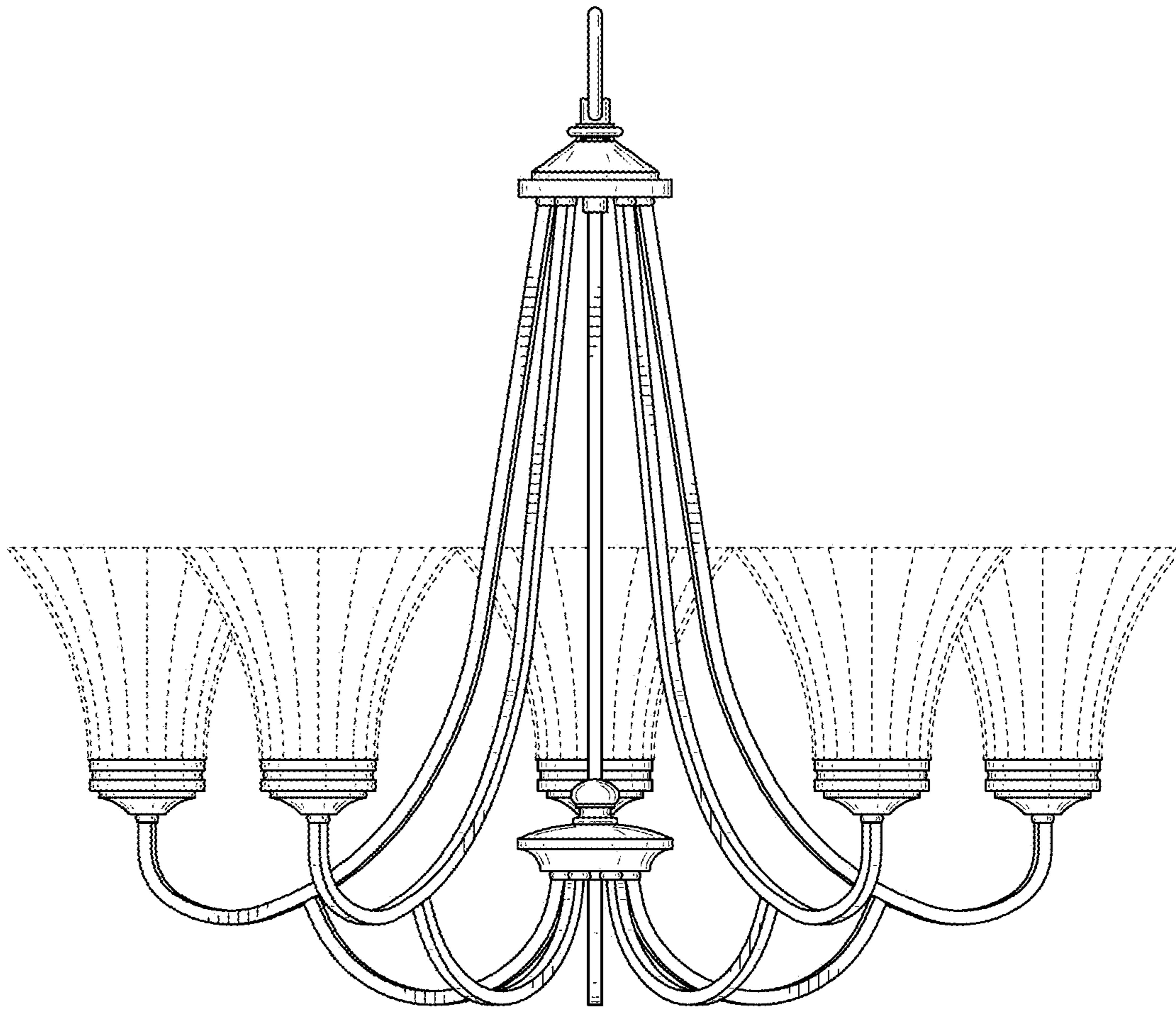


FIG. 2

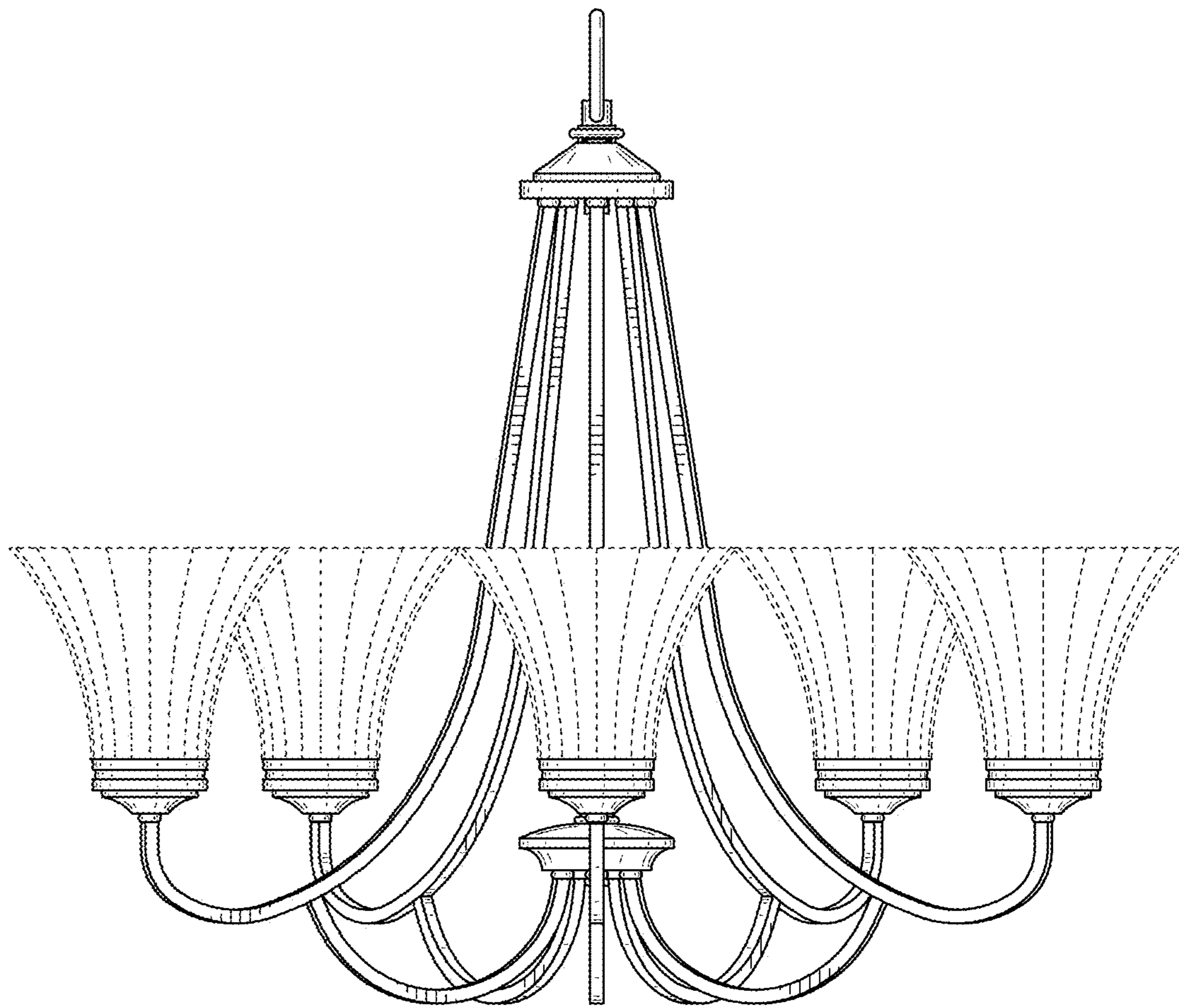


FIG. 3

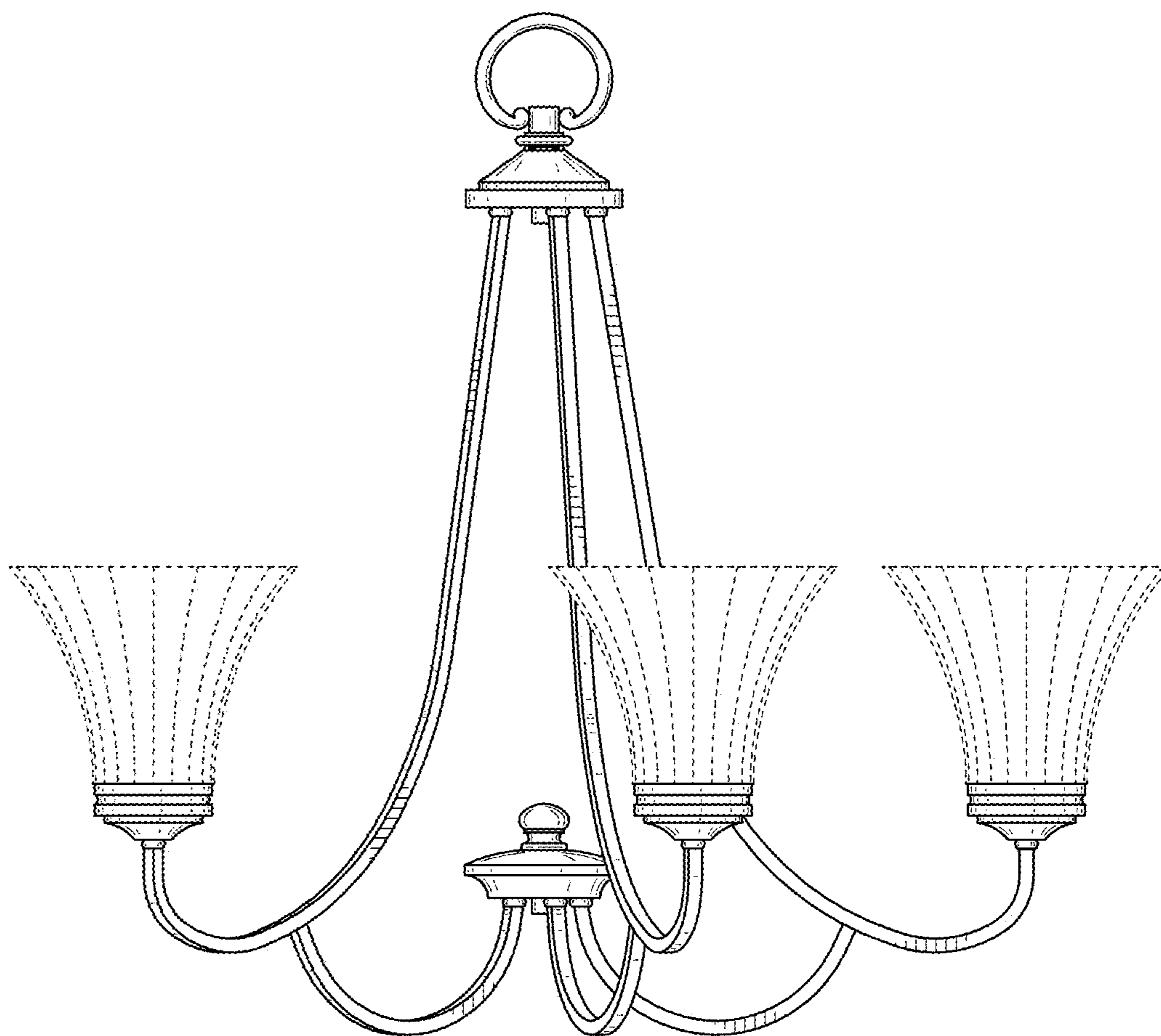


FIG. 4

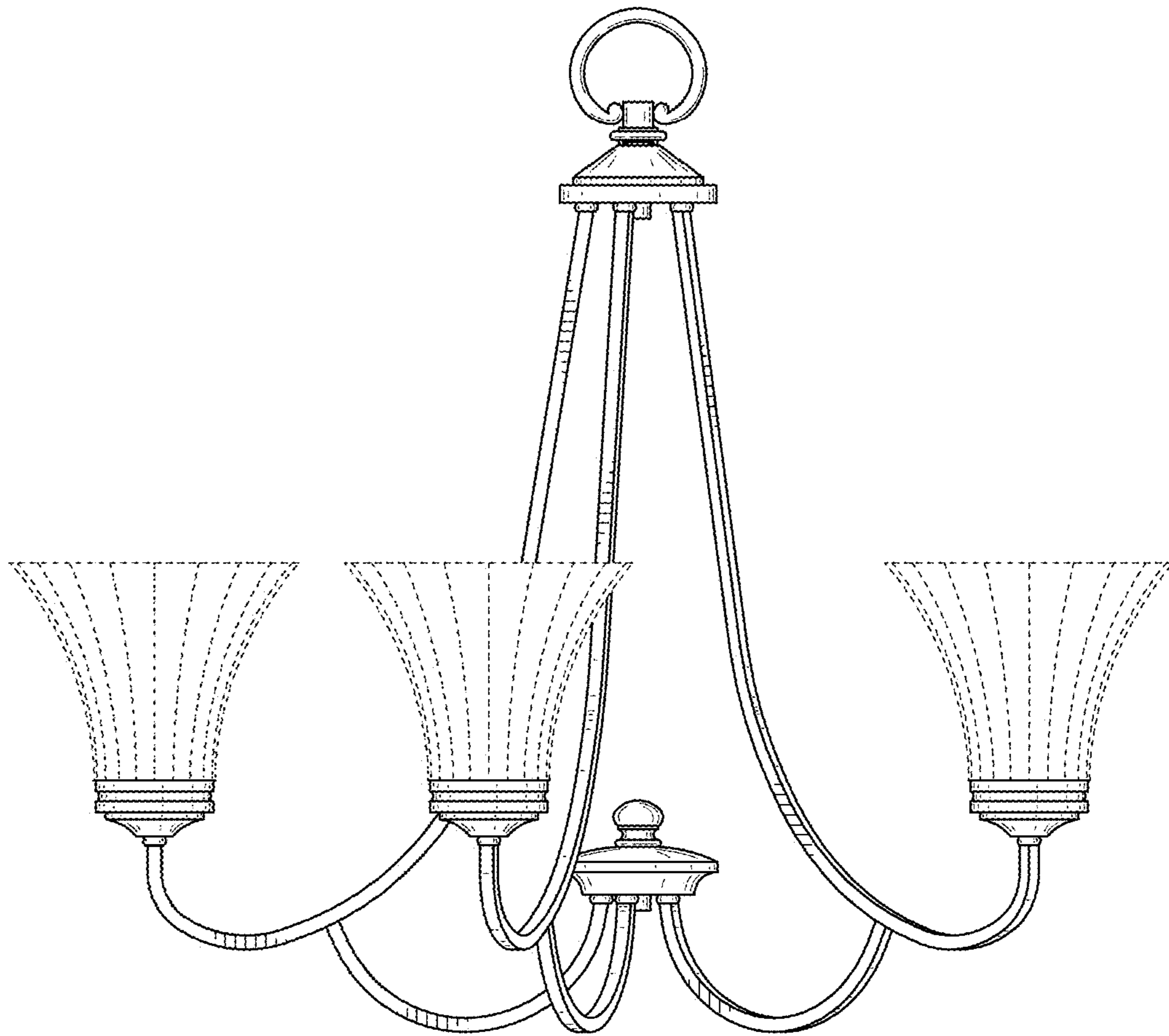


FIG. 5

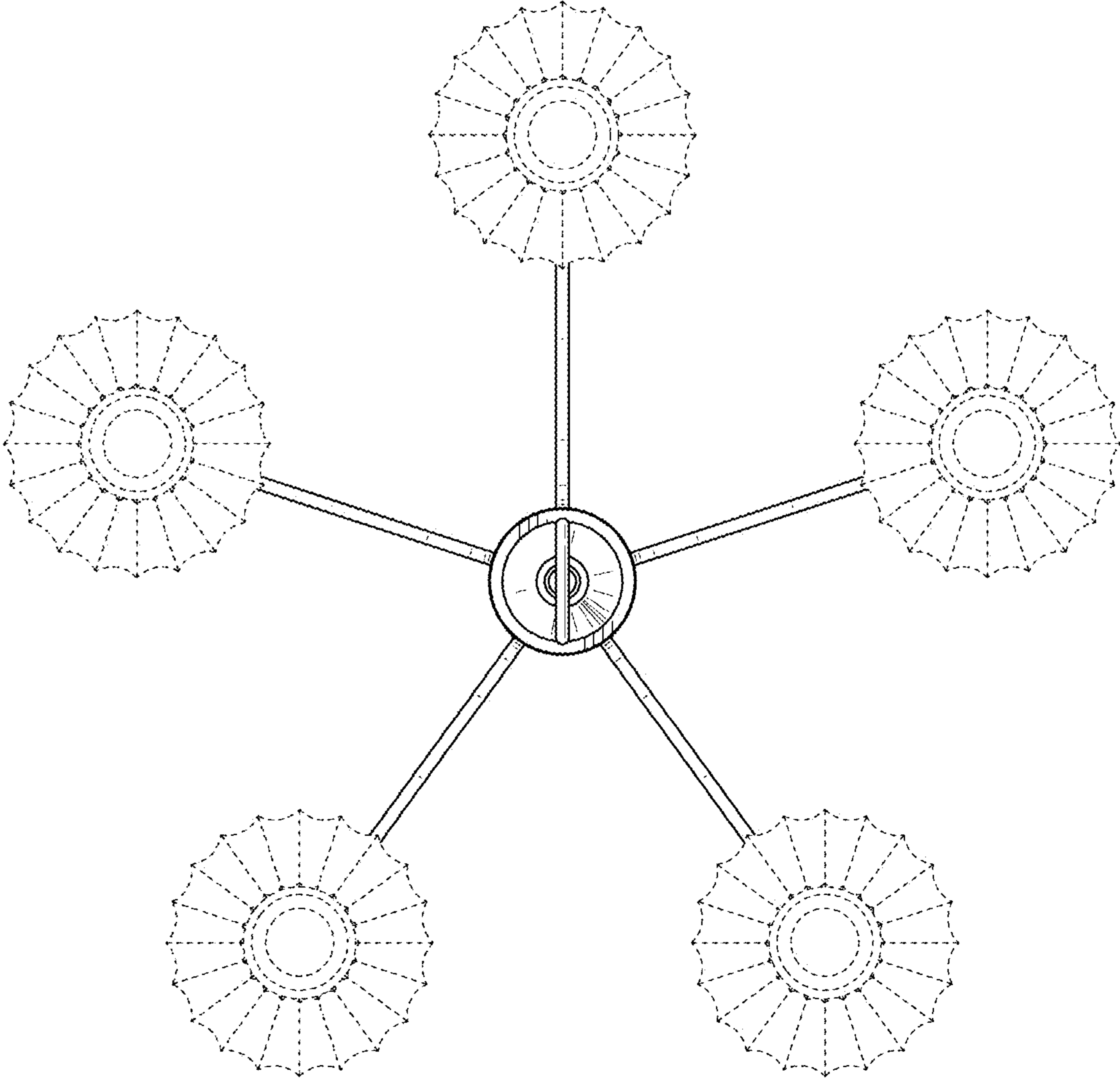


FIG. 6

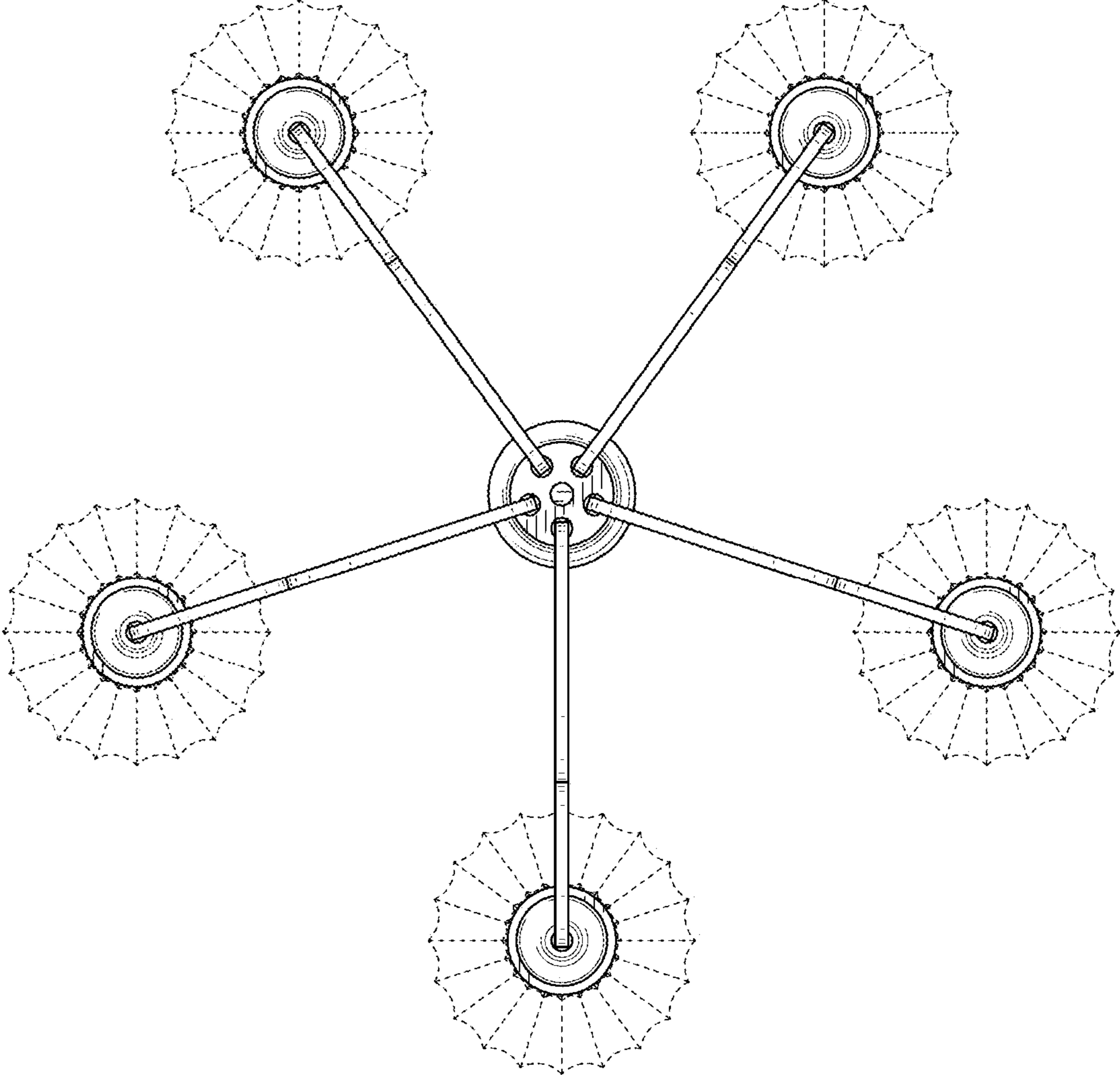


FIG. 7