



US00D713575S

(12) **United States Design Patent**  
**Ferguson**

(10) **Patent No.:** **US D713,575 S**

(45) **Date of Patent:** **\*\* Sep. 16, 2014**

(54) **HEADLAMP**

(71) Applicant: **Riverpoint Medical**, Portland, OR (US)

(72) Inventor: **John Ferguson**, Portland, OR (US)

(73) Assignee: **River Point, LLC**, Portland, OR (US)

(\*\*) Term: **14 Years**

(21) Appl. No.: **29/438,959**

(22) Filed: **Dec. 5, 2012**

(51) **LOC (10) Cl.** ..... **26-02**

(52) **U.S. Cl.**  
USPC ..... **D26/39**

(58) **Field of Classification Search**  
USPC ..... D26/37, 38, 39, 46; 362/103–108, 157,  
362/158, 184, 183, 194–201, 208, 253  
See application file for complete search history.

D560,009	S	*	1/2008	Spartano et al.	.....	D26/39
D572,853	S	*	7/2008	Heine et al.	.....	D26/39
D615,677	S	*	5/2010	Feinbloom et al.	.....	D26/39
D615,679	S	*	5/2010	Ferguson	.....	D26/39
D621,535	S	*	8/2010	Heine et al.	.....	D26/39
D625,863	S	*	10/2010	Kingston et al.	.....	D26/39
D628,307	S	*	11/2010	Krause-Bonte	.....	D24/231
D648,882	S	*	11/2011	Halm	.....	D26/51
8,529,081	B2	*	9/2013	Gibson et al.	.....	362/105
2006/0285316	A1	*	12/2006	Tufenkjian et al.	.....	362/105

\* cited by examiner

*Primary Examiner* — Ian Simmons

*Assistant Examiner* — Carissa C Fitts

(74) *Attorney, Agent, or Firm* — Timothy E. Siegel Patent Law, PLLC; Timothy E. Siegel

(57) **CLAIM**

The ornamental design for a headlamp, as shown and described.

(56) **References Cited**

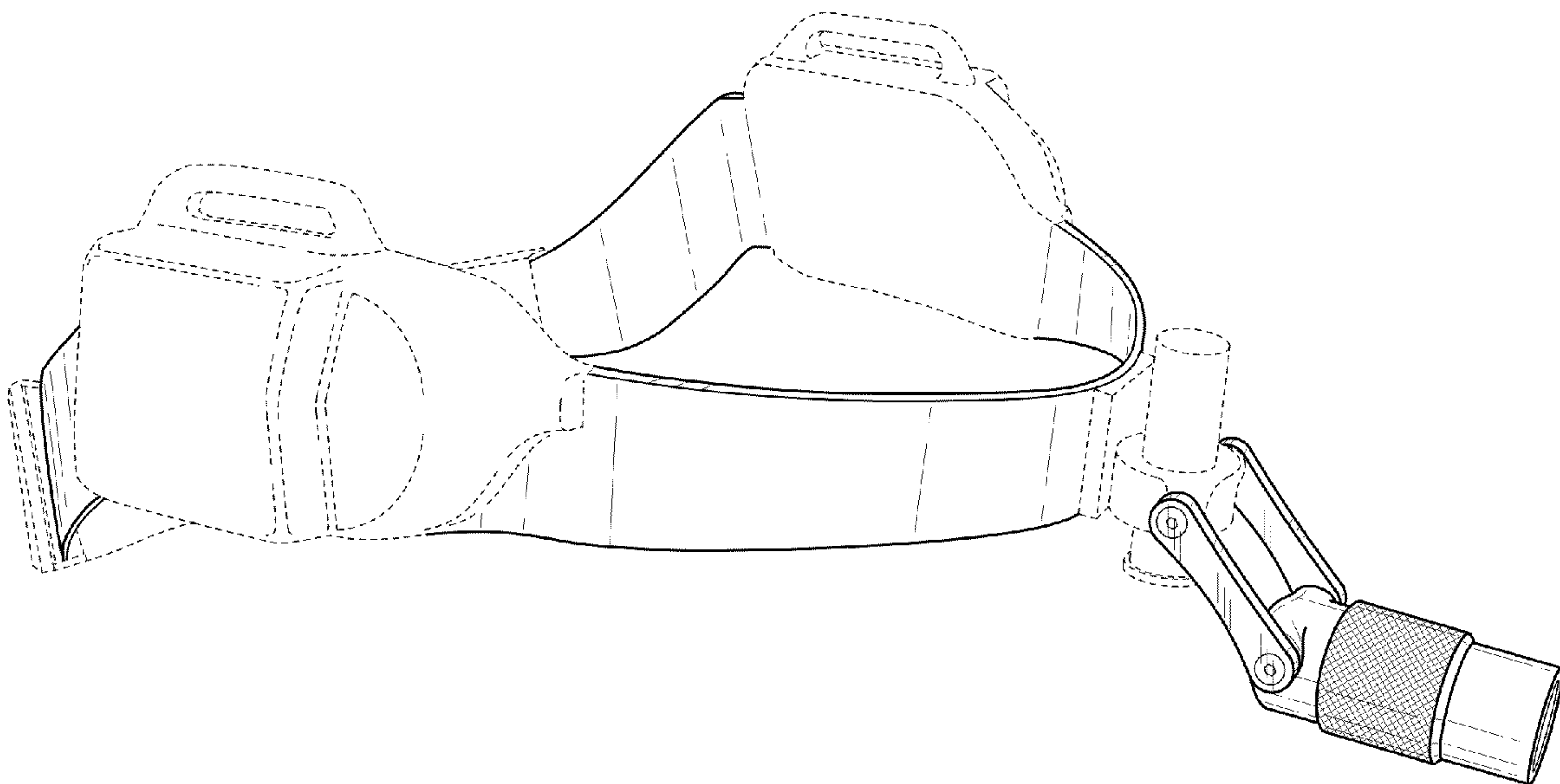
U.S. PATENT DOCUMENTS

D232,119	S	*	7/1974	Kloots et al.	.....	D26/39
3,830,230	A	*	8/1974	Chester	.....	600/249
D238,958	S	*	2/1976	Feinbloom	.....	D26/39
D266,192	S	*	9/1982	Feinbloom et al.	.....	D26/39
D399,580	S	*	10/1998	Feinbloom	.....	D26/39
D405,901	S	*	2/1999	Feinbloom et al.	.....	D26/39
D406,371	S	*	3/1999	Van Der Bel	.....	D26/39
D441,111	S	*	4/2001	Van Der Bel	.....	D26/39
D441,886	S	*	5/2001	Beck	.....	D26/39
D489,838	S	*	5/2004	Opolka	.....	D26/39
D552,278	S	*	10/2007	Spartano et al.	.....	D26/39

**DESCRIPTION**

FIG. 1 is a right perspective view of the headlamp. FIG. 2 is a left perspective view of the headlamp. FIG. 3 is a front perspective view of the headlamp. FIG. 4 is a rear perspective view of the headlamp. FIG. 5 is a top perspective view of the headlamp; and, FIG. 6 is a bottom perspective view of the headlamp. The broken lines immediately adjacent the shaded areas represent the boundaries of the claimed design. None of the broken lines form part of the claimed design.

**1 Claim, 6 Drawing Sheets**



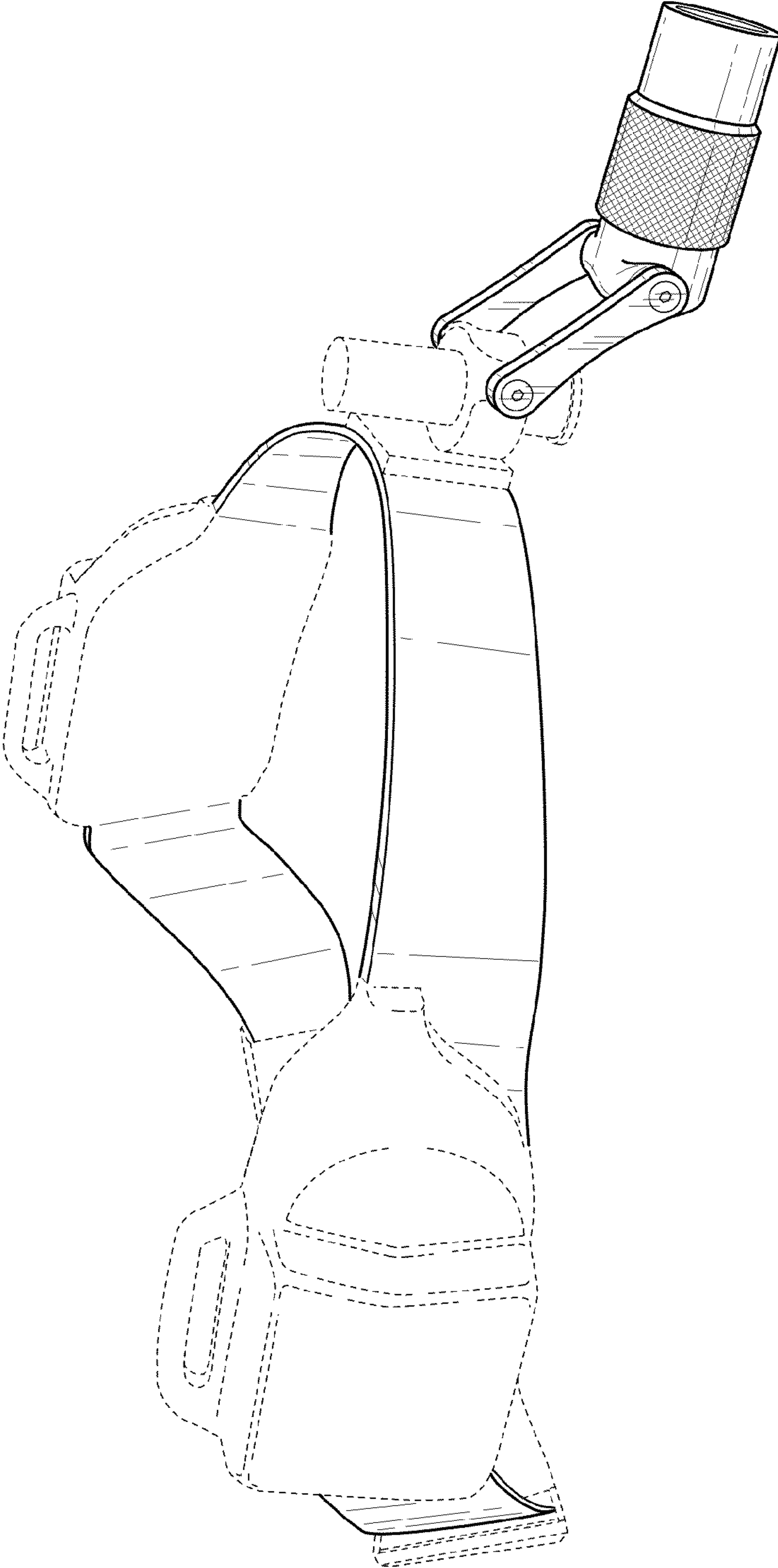


Figure 1

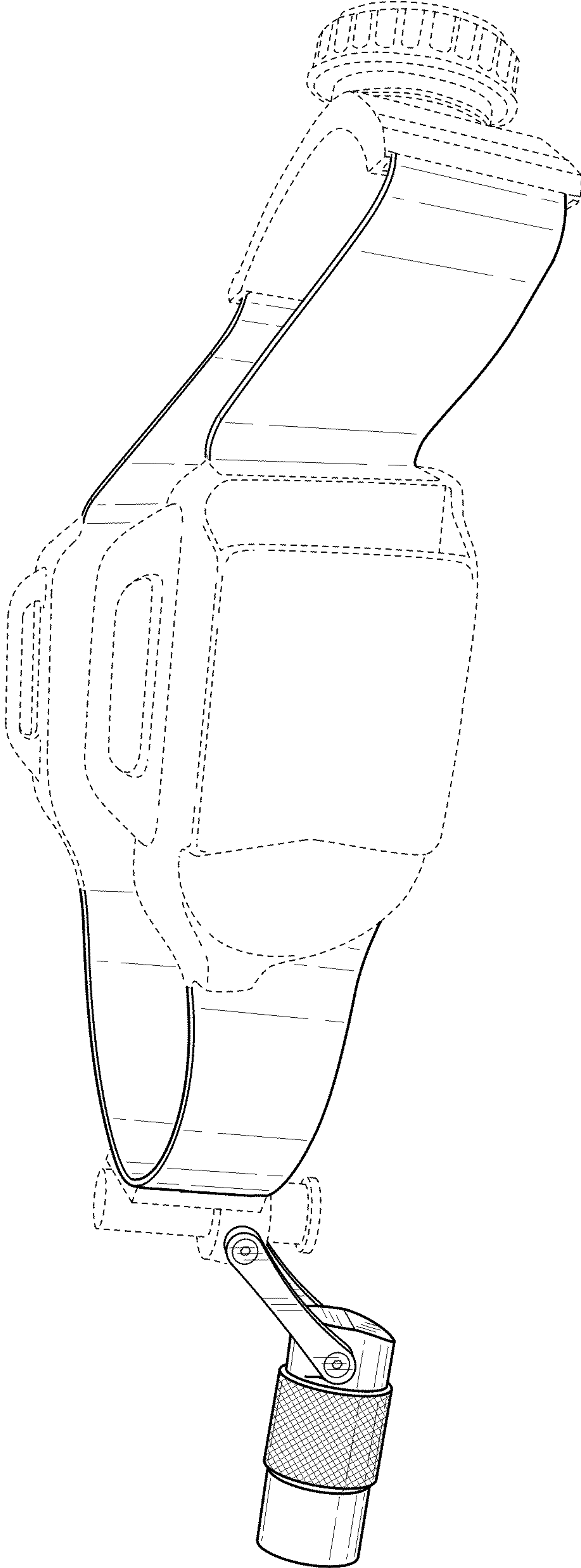


Figure 2

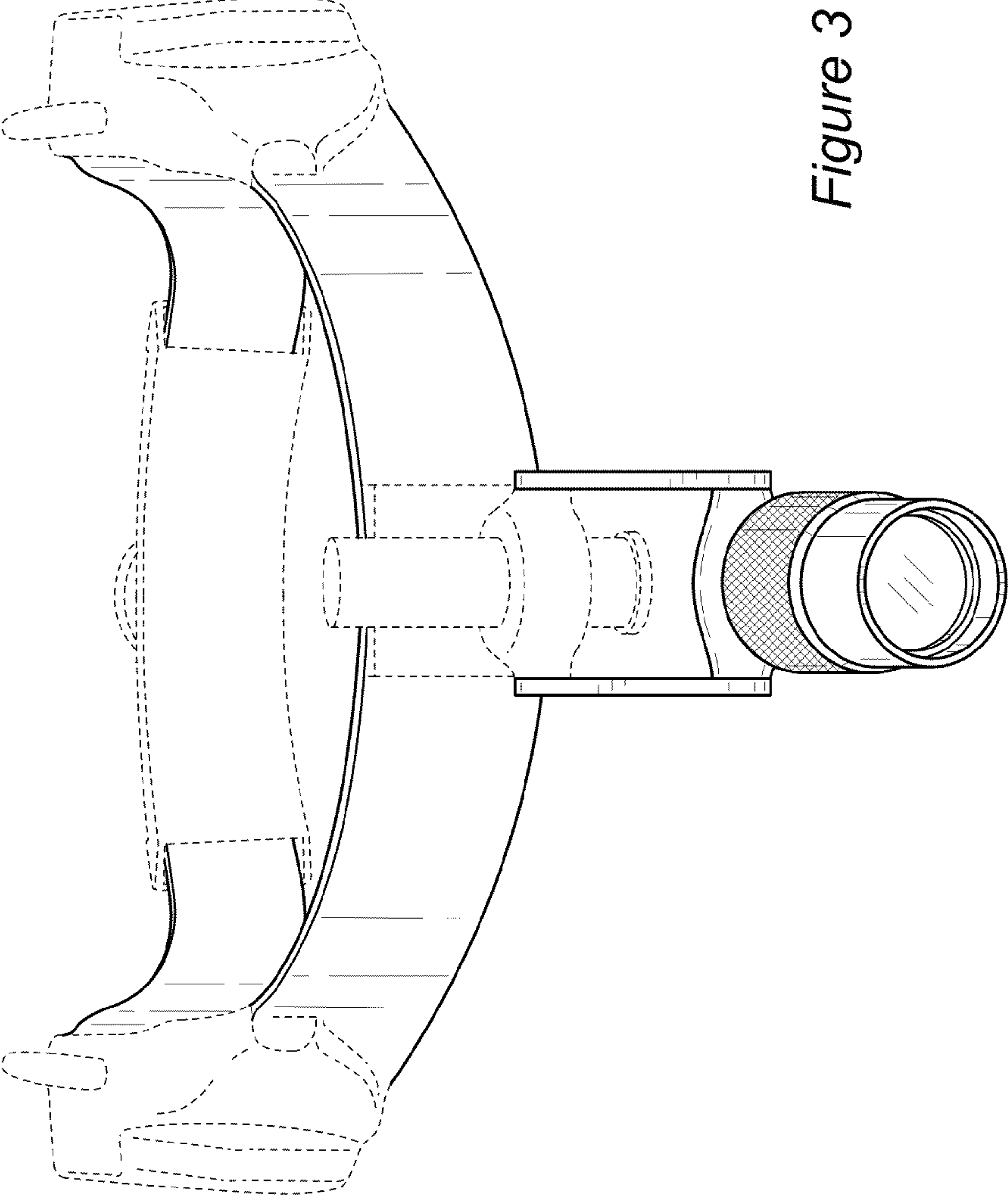


Figure 3

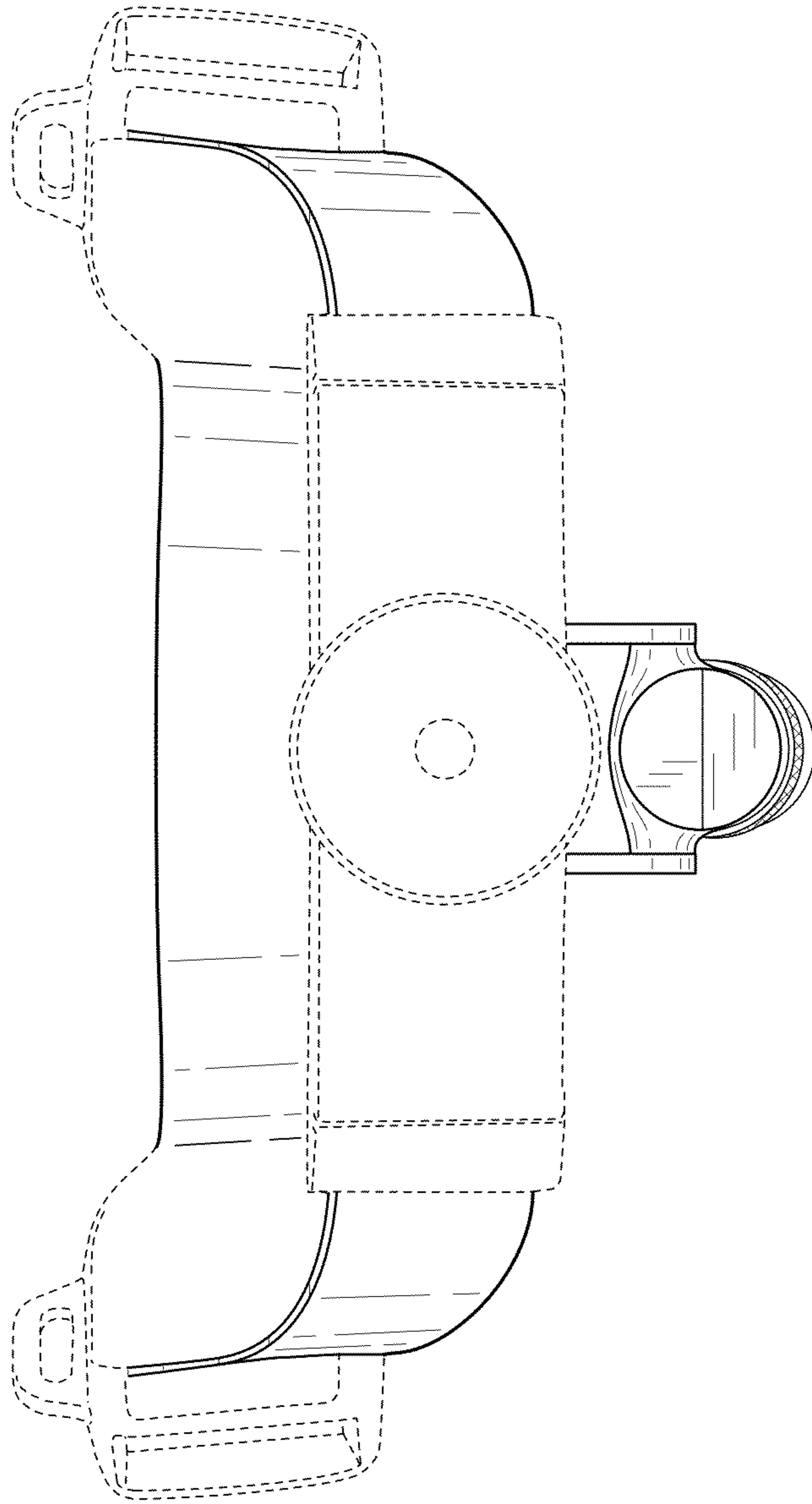


Figure 4



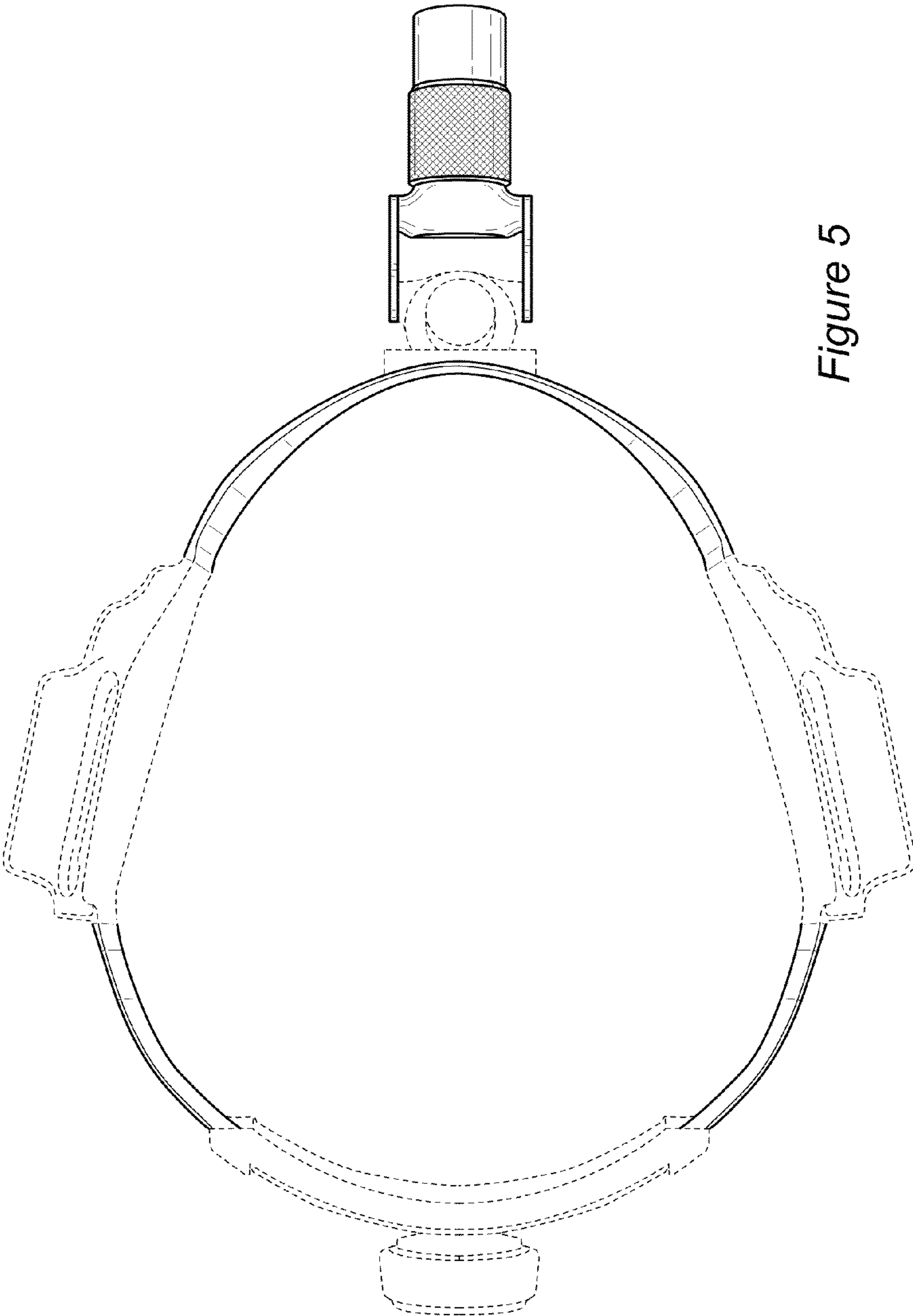


Figure 5

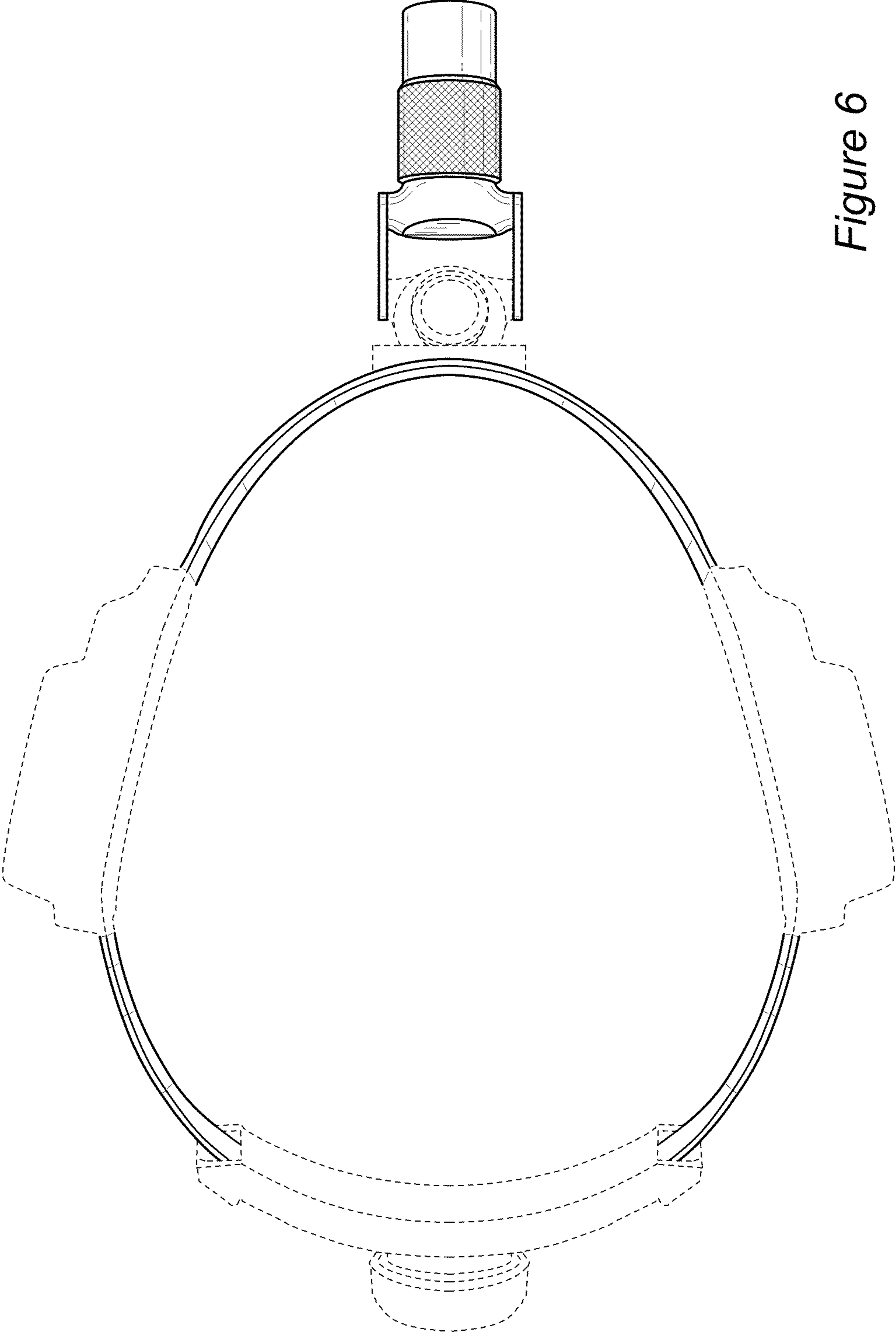


Figure 6