



US00D713574S

(12) **United States Design Patent**
Adams

(10) **Patent No.:** **US D713,574 S**

(45) **Date of Patent:** **** Sep. 16, 2014**

(54) **VEHICLE LIGHT FIXTURE**

(71) Applicant: **JST Performance, Inc.**, Mesa, AZ (US)

(72) Inventor: **Stephen P Adams**, Mesa, AZ (US)

(73) Assignee: **JST Performance, Inc.**, Gilbert, AZ
(US)

(**) Term: **14 Years**

(21) Appl. No.: **29/443,284**

(22) Filed: **Jan. 15, 2013**

(51) **LOC (10) Cl.** **26-06**

(52) **U.S. Cl.**
USPC **D26/31**

(58) **Field of Classification Search**
USPC D26/28-36; 362/61-80, 459-468,
362/475-478, 485-487

See application file for complete search history.

(56) **References Cited**

U.S. PATENT DOCUMENTS

D526,430 S *	8/2006	Hernandez et al.	D26/31
D576,754 S *	9/2008	Wang	D26/31
D642,302 S *	7/2011	Schiavone et al.	D26/28
D643,951 S *	8/2011	Cai	D26/28
D653,783 S *	2/2012	Biro et al.	D26/31

* cited by examiner

Primary Examiner — Marcus Jackson

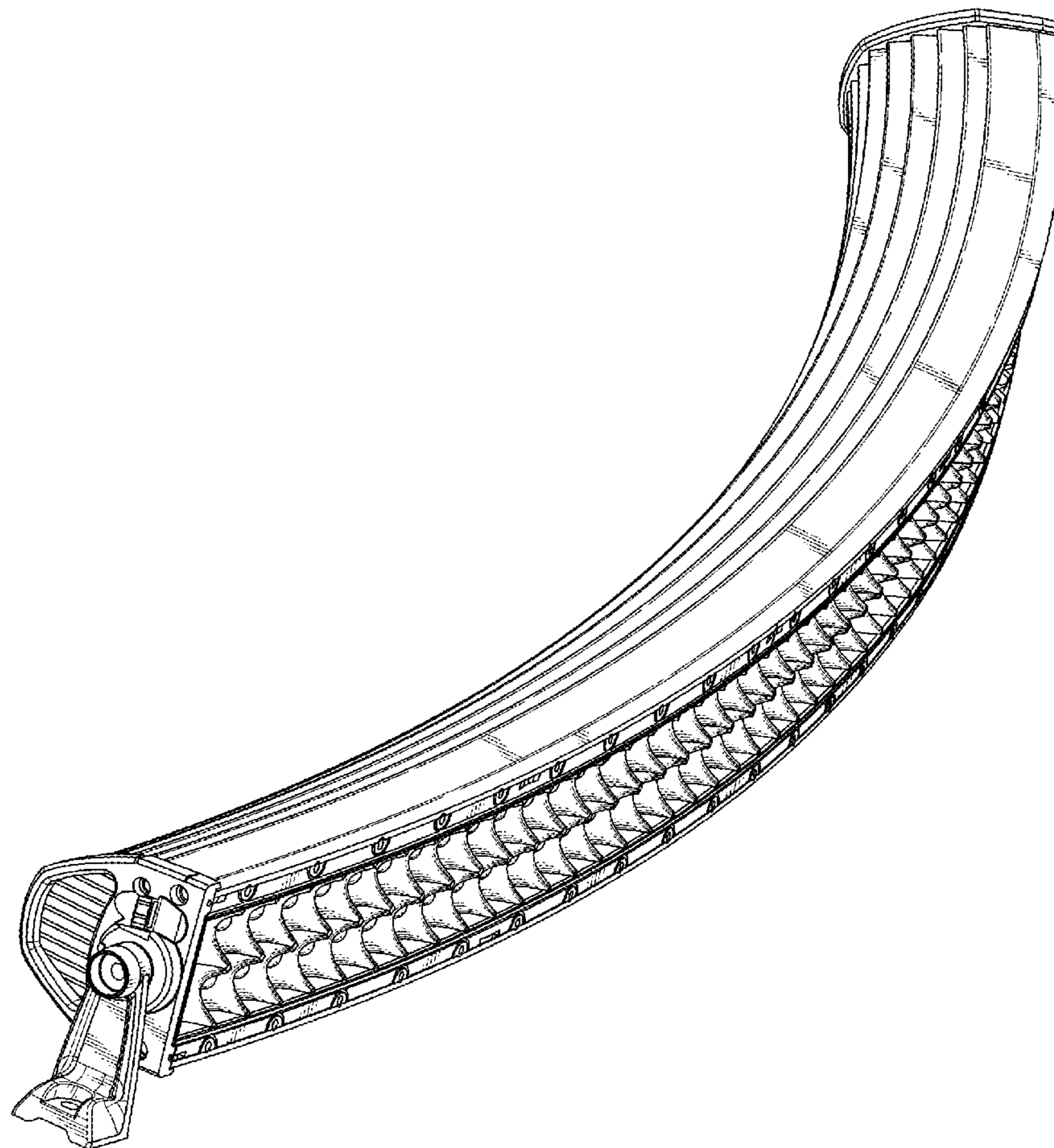
(57) **CLAIM**

The ornamental design for a vehicle light fixture, as shown and described.

DESCRIPTION

FIG. 1 is a front left-side perspective view of a vehicle light fixture embodying the new design;
FIG. 2 is a right side view;
FIG. 3 is a left side view;
FIG. 4 is a rear view;
FIG. 5 is a front view;
FIG. 6 is a bottom view; and,
FIG. 7 is a top view.

1 Claim, 3 Drawing Sheets



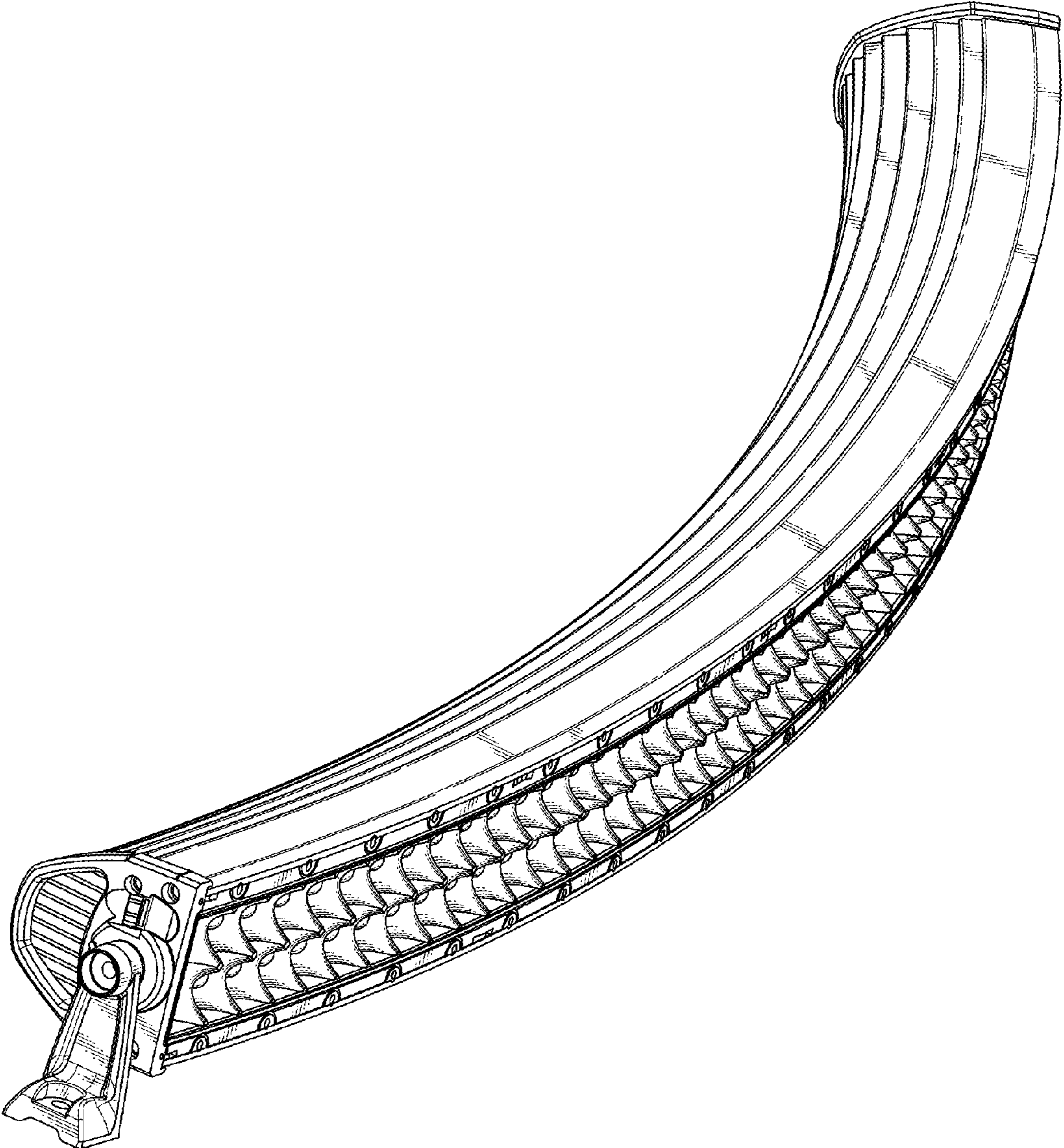


FIG. 1

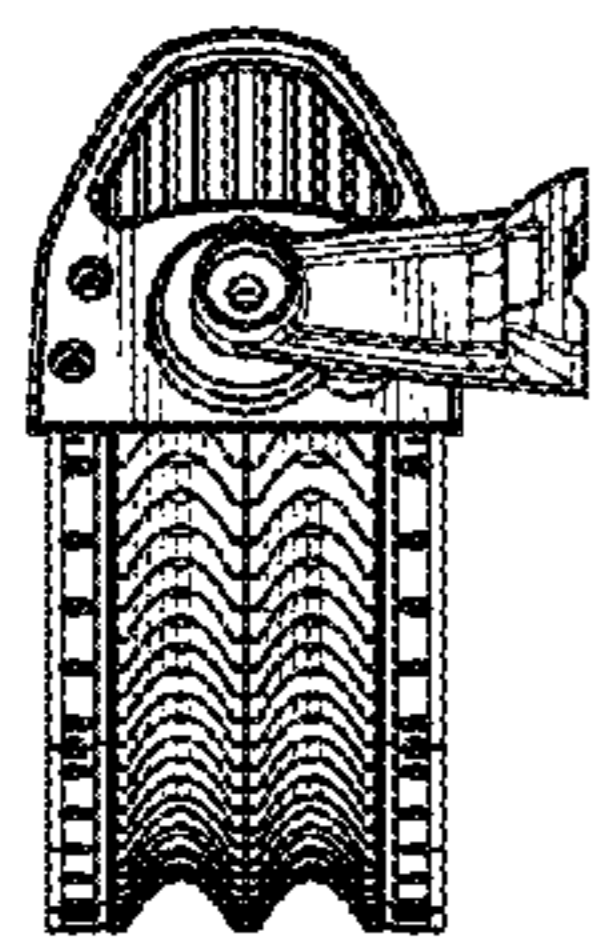


FIG. 2

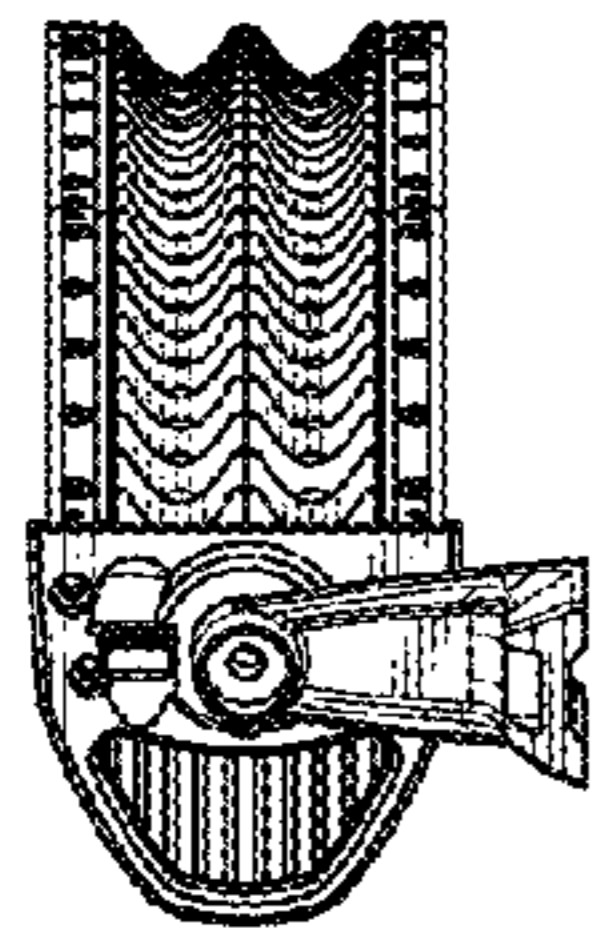


FIG. 3




FIG. 4

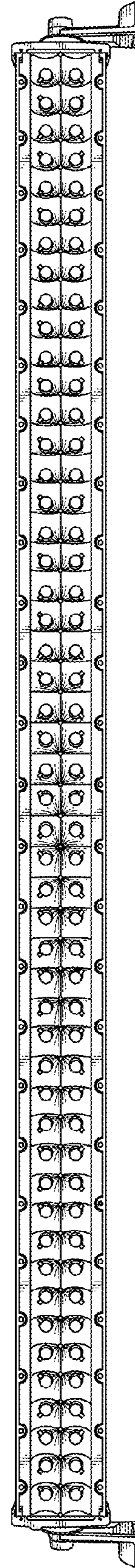


FIG. 5

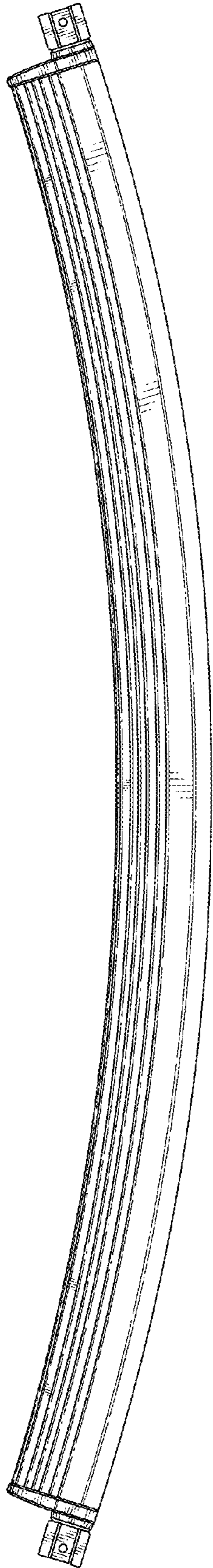


FIG. 6

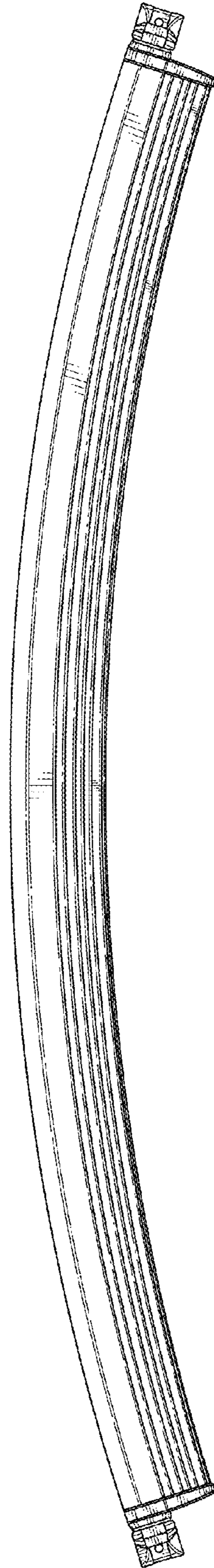


FIG. 7