



US00D713550S

(12) **United States Design Patent**
Nicolosi

(10) **Patent No.:** **US D713,550 S**

(45) **Date of Patent:** **** *Sep. 16, 2014**

(54) **FENCE PANEL**

(71) Applicant: **Claudio Nicolosi**, Foster City, CA (US)

(72) Inventor: **Claudio Nicolosi**, Foster City, CA (US)

(*) Notice: This patent is subject to a terminal disclaimer.

(**) Term: **14 Years**

(21) Appl. No.: **29/452,001**

(22) Filed: **Apr. 10, 2013**

(51) **LOC (10) Cl.** **25-02**

(52) **U.S. Cl.**
USPC **D25/38.1**

(58) **Field of Classification Search**
USPC D25/38.1, 39; 256/24, 73; 52/337, 342,
52/343, 652.1, 660
See application file for complete search history.

(56) **References Cited**

U.S. PATENT DOCUMENTS

1,614,081 A * 1/1927 O'Brien 52/343
1,718,027 A * 6/1929 Bonsall 52/48

3,050,287 A * 8/1962 Bloch et al. 256/24
3,454,262 A * 7/1969 Romano 256/19
D465,286 S * 11/2002 Gregori D25/38.1
D573,724 S * 7/2008 Reed D25/121
8,579,263 B2 * 11/2013 Petta 256/67
2004/0140461 A1 * 7/2004 Lappen 256/24
2008/0246013 A1 * 10/2008 Hsieh 256/24

* cited by examiner

Primary Examiner — Doris Clark

(74) *Attorney, Agent, or Firm* — David E. Newhouse, Esq.

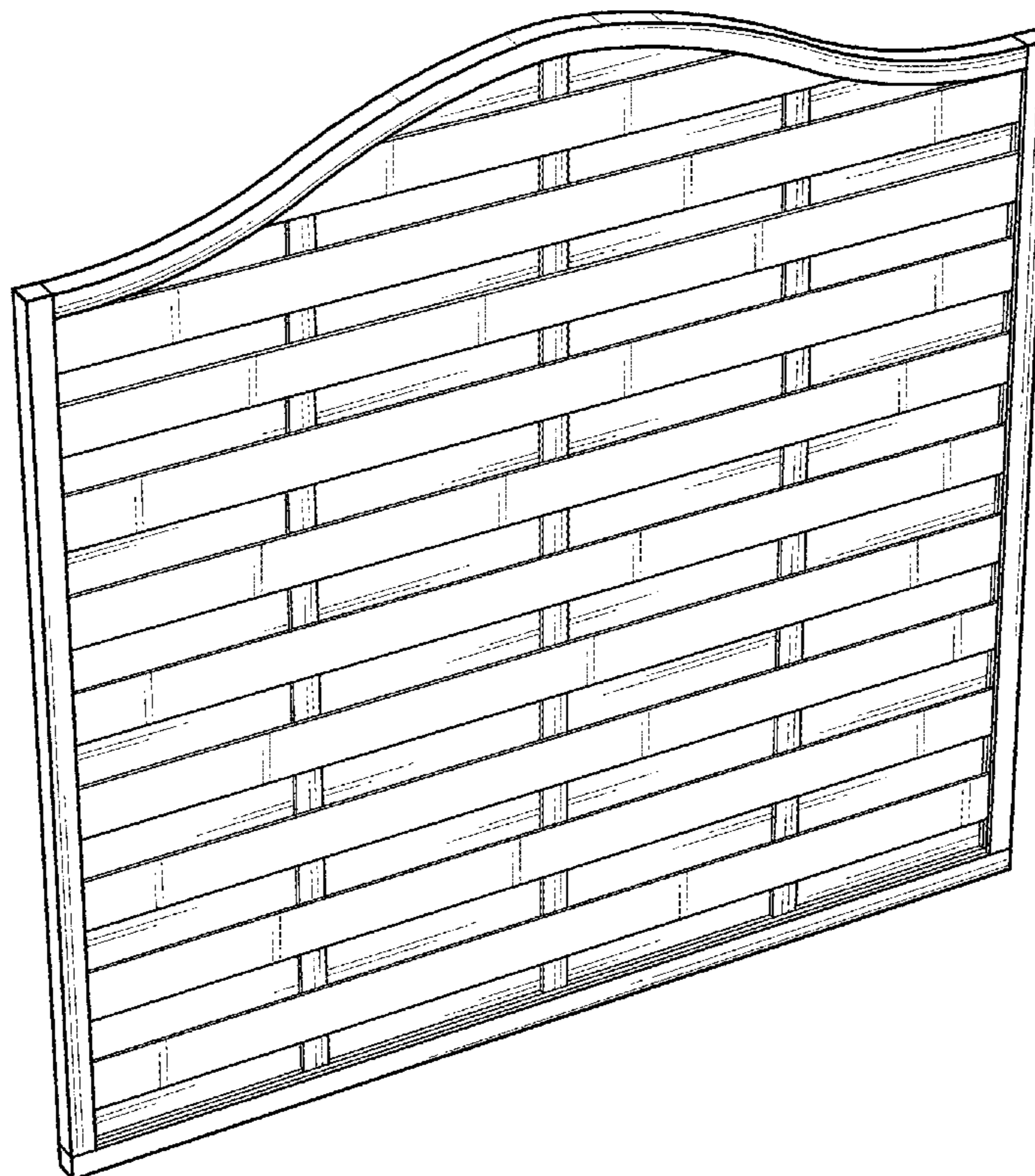
(57) **CLAIM**

I claim the ornamental design for a fence panel, as shown and described.

DESCRIPTION

FIG. 1 is a top, left side, and front perspective view of a fence panel.
FIG. 2 is a top, right side, and rear perspective view thereof.
FIG. 3 is a front elevation view thereof.
FIG. 4 is a rear elevation view thereof.
FIG. 5 is a left side elevation view thereof.
FIG. 6 is a right side elevation view thereof.
FIG. 7 is a top plan view thereof; and,
FIG. 8 is a bottom plan view thereof.

1 Claim, 5 Drawing Sheets






FIG. 1




FIG. 2

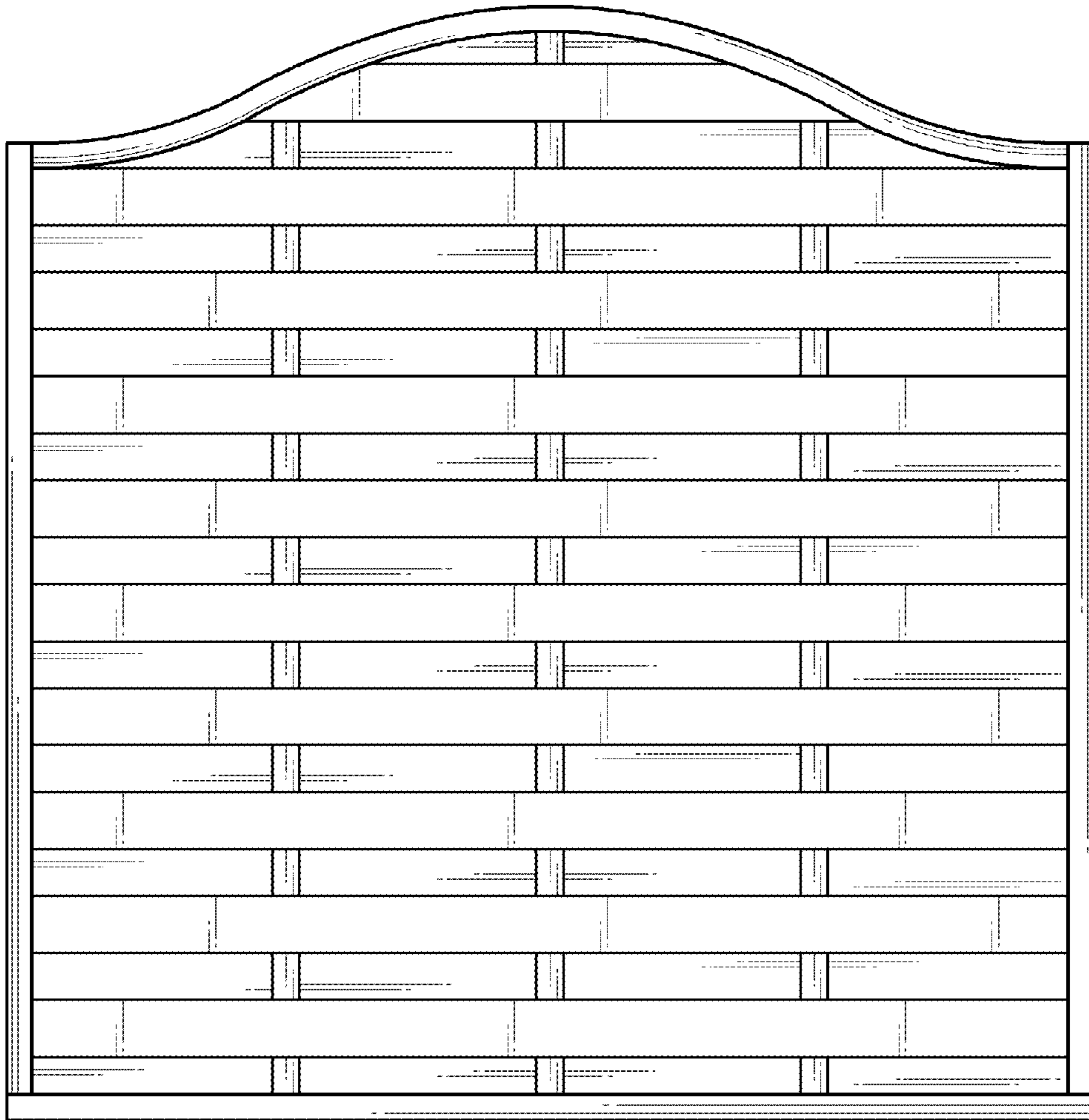


FIG. 3

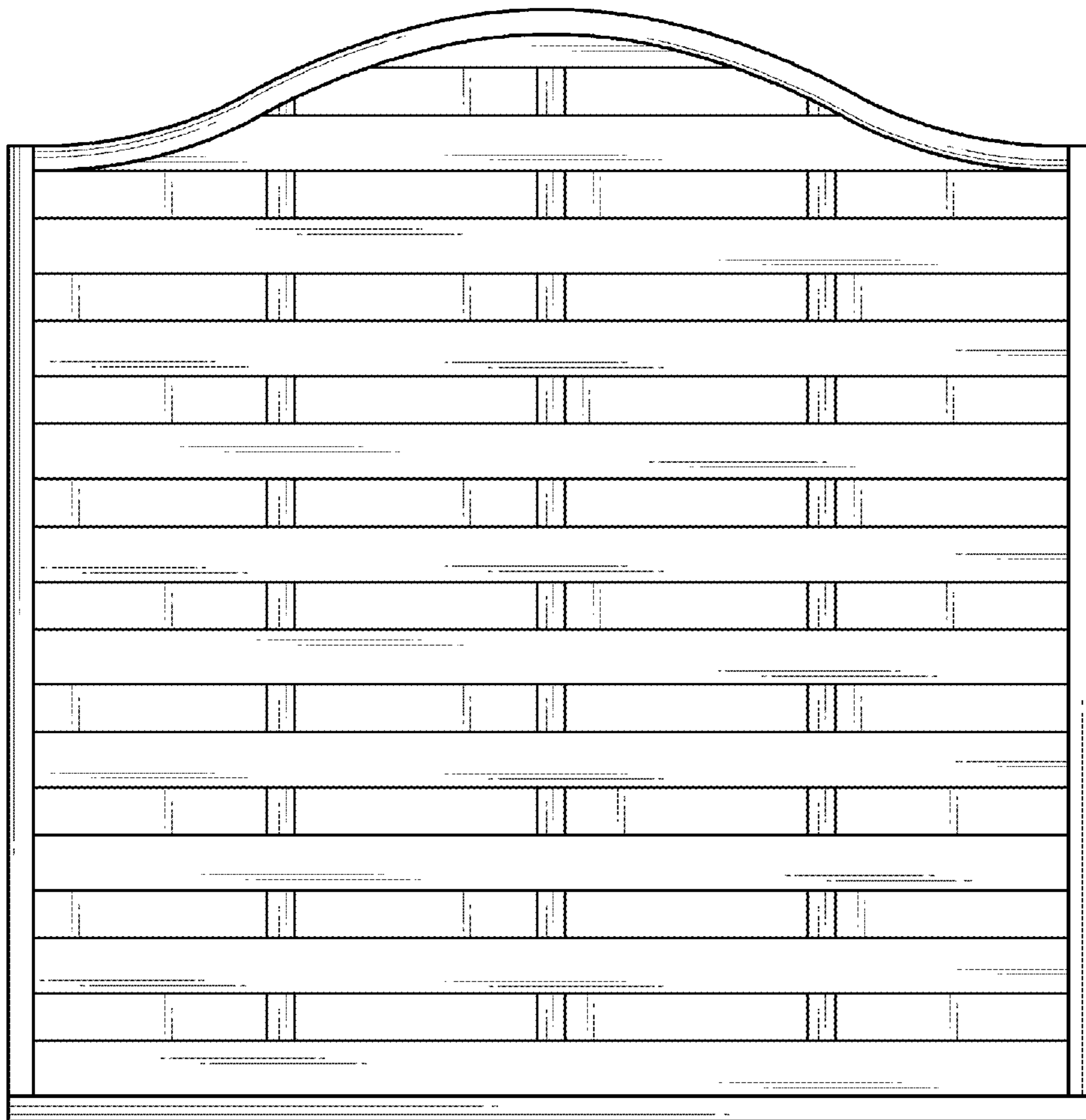


FIG. 4

FIG. 5




FIG. 6



FIG. 7



FIG. 8

