



US00D713547S

(12) **United States Design Patent**
Nicolosi

(10) **Patent No.:** **US D713,547 S**
(45) **Date of Patent:** **** Sep. 16, 2014**

(54) **FENCE PANEL**

(71) Applicant: **Claudio Nicolosi**, Foster City, CA (US)

(72) Inventor: **Claudio Nicolosi**, Foster City, CA (US)

(**) Term: **14 Years**

(21) Appl. No.: **29/451,998**

(22) Filed: **Apr. 10, 2013**

(51) **LOC (10) Cl.** **25-02**

(52) **U.S. Cl.**
USPC **D25/38.1**

(58) **Field of Classification Search**
USPC D25/38.1, 39; 256/24, 73; 52/337, 342,
52/343, 652.1, 660
See application file for complete search history.

(56) **References Cited**

U.S. PATENT DOCUMENTS

1,614,081	A *	1/1927	O'Brien	52/343
1,718,027	A *	6/1929	Bonsall	52/48
3,050,287	A *	8/1962	Bloch et al.	256/24
3,454,262	A *	7/1969	Romano	256/19

D465,286	S *	11/2002	Gregori	D25/38.1
D573,724	S *	7/2008	Reed	D25/121
8,579,263	B2 *	11/2013	Petta	256/67
2004/0140461	A1 *	7/2004	Lappen	256/24
2008/0246013	A1 *	10/2008	Hsieh	256/24

* cited by examiner

Primary Examiner — Doris Clark

(74) *Attorney, Agent, or Firm* — David E. Newhouse, Esq.

(57) **CLAIM**

I claim the ornamental design for a fence panel, as shown and described.

DESCRIPTION

FIG. 1 is a top, left side, and front perspective view of a fence panel.

FIG. 2 is a top, right side, and rear perspective view thereof.

FIG. 3 is a front elevation view thereof.

FIG. 4 is a rear elevation view thereof.


FIG. 5 is a left side elevation view thereof.

FIG. 6 is a right side elevation view thereof.

FIG. 7 is a top plan view thereof; and,

FIG. 8 is a bottom plan view thereof.

1 Claim, 5 Drawing Sheets






FIG. 1




FIG. 2

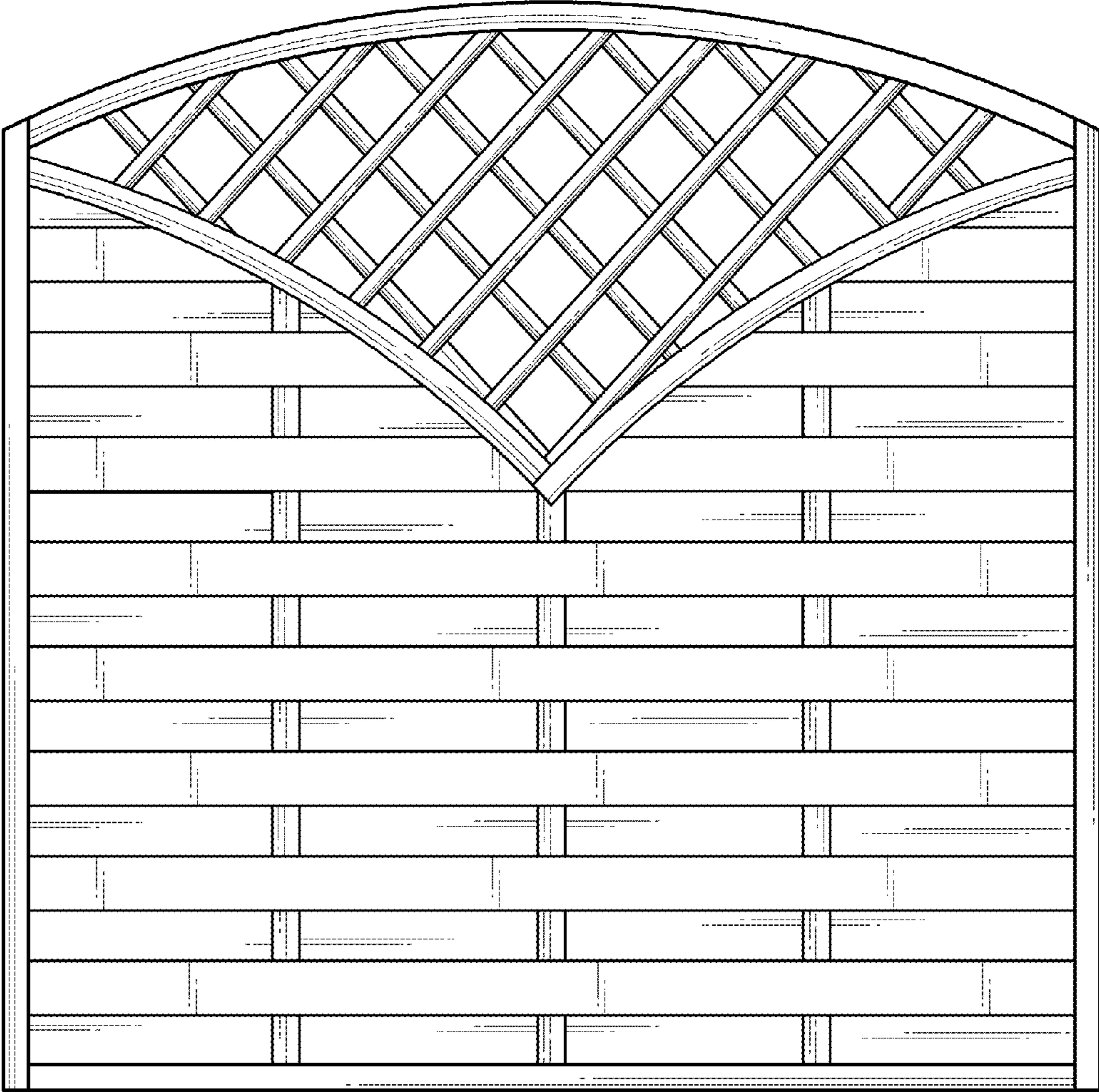


FIG. 3

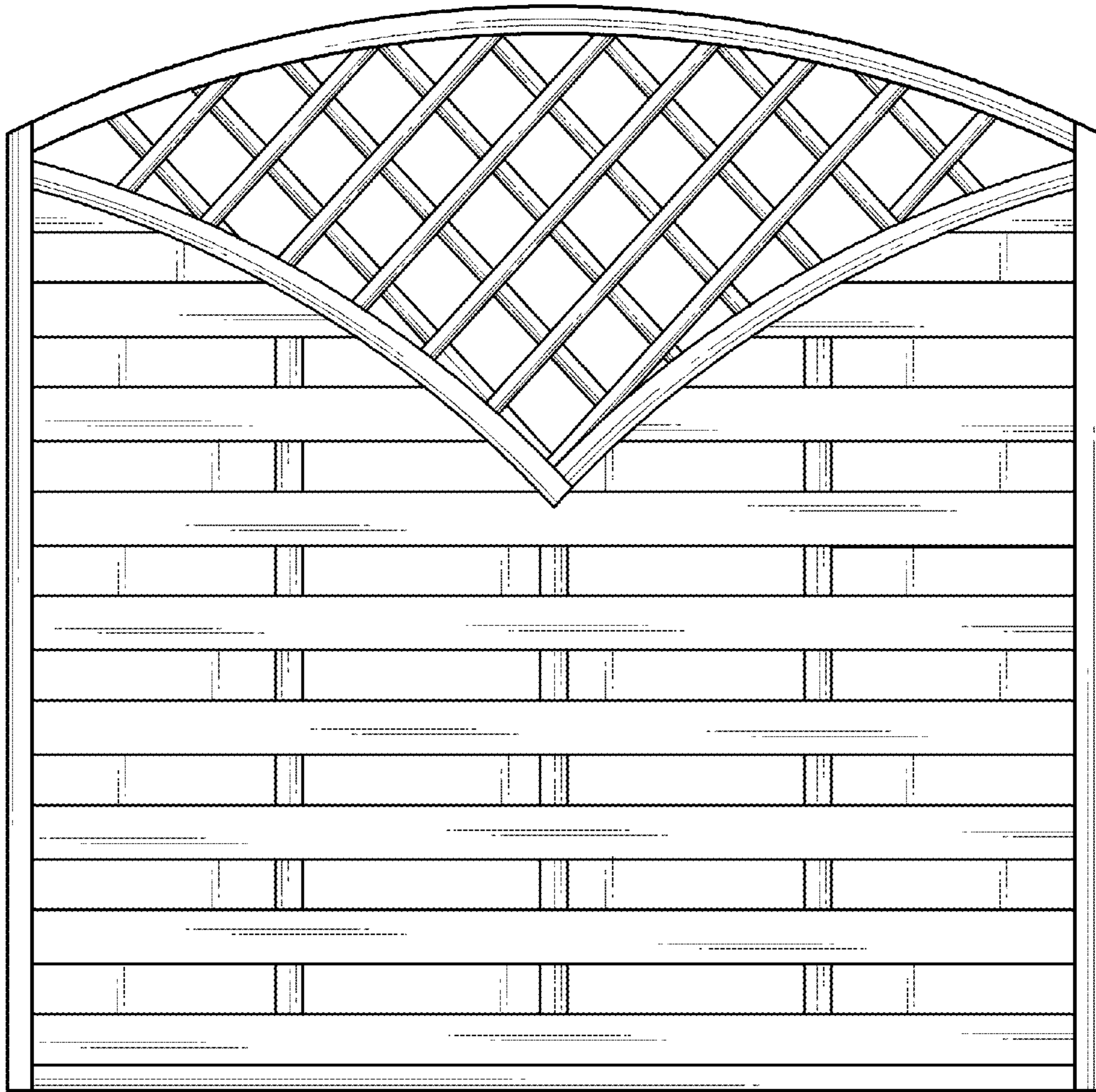


FIG. 4

FIG. 5



FIG. 6



FIG. 7



FIG. 8

