



US00D713538S

(12) **United States Design Patent**
Van Valen et al.

(10) **Patent No.:** **US D713,538 S**

(45) **Date of Patent:** **** Sep. 16, 2014**

(54) **DISPOSABLE LASER HANDPIECE**

(56) **References Cited**

(71) Applicant: **Biolase, Inc.**, Irvine, CA (US)

U.S. PATENT DOCUMENTS

(72) Inventors: **Marcia Van Valen**, Aliso Viejo, CA (US); **William E. Brown, Jr.**, Roswell, GA (US)

| | | | | | | |
|-----------|----|---|---------|-------------------|-------|---------|
| D359,119 | S | * | 6/1995 | Dragan et al. | | D24/114 |
| D378,699 | S | * | 4/1997 | Niedospial et al. | | D24/112 |
| D422,707 | S | * | 4/2000 | Bock | | D24/176 |
| D435,292 | S | * | 12/2000 | Dragan et al. | | D24/152 |
| 6,293,963 | B1 | * | 9/2001 | Wey | | 607/81 |
| D460,822 | S | * | 7/2002 | Dragan et al. | | D24/152 |
| D515,214 | S | * | 2/2006 | Jackson et al. | | D24/176 |
| D515,215 | S | * | 2/2006 | Wang | | D24/176 |
| D585,138 | S | * | 1/2009 | Boehm et al. | | D24/181 |
| D602,591 | S | * | 10/2009 | Cheetham | | D24/176 |
| D655,012 | S | * | 2/2012 | Nanda | | D24/176 |
| D657,877 | S | * | 4/2012 | Pauser | | D24/176 |
| D660,965 | S | * | 5/2012 | Waclawik et al. | | D24/152 |

(73) Assignee: **Biolase, Inc.**, Irvine, CA (US)

(**) Term: **14 Years**

(21) Appl. No.: **29/475,593**

(22) Filed: **Dec. 4, 2013**

* cited by examiner

Related U.S. Application Data

(62) Division of application No. 29/418,426, filed on Apr. 16, 2012, now Pat. No. Des. 701,971.

Primary Examiner — David Muller

(74) *Attorney, Agent, or Firm* — Jones Day

(51) **LOC (10) Cl.** **24-02**

(57) **CLAIM**

The ornamental design for a disposable laser handpiece, as shown.

(52) **U.S. Cl.**

USPC **D24/209**

DESCRIPTION

(58) **Field of Classification Search**

USPC D24/210, 209, 200, 158, 176; 362/555, 362/545, 800, 294, 249, 267; D26/2, 29, D26/37, 39, 41, 104; 606/2-4, 16, 131; 607/88-95; 433/29; 601/15

FIG. 1 is an upper perspective view of the ornamental design for a disposable laser handpiece.

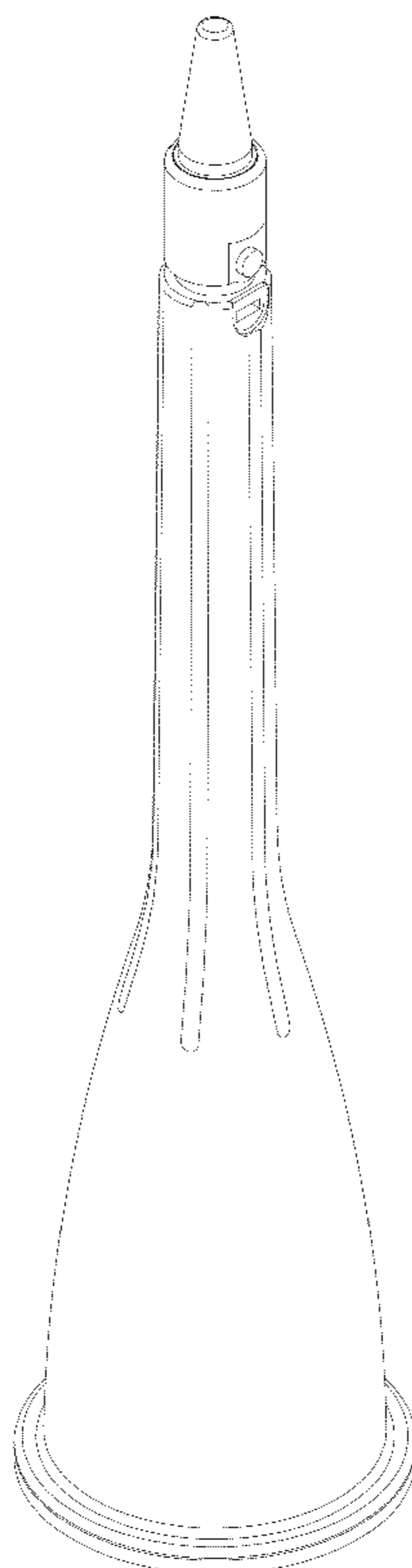
FIG. 2 is a lower perspective view thereof.

FIG. 3 is a side view thereof; and,

FIG. 4 is another side view thereof.

See application file for complete search history.

1 Claim, 2 Drawing Sheets



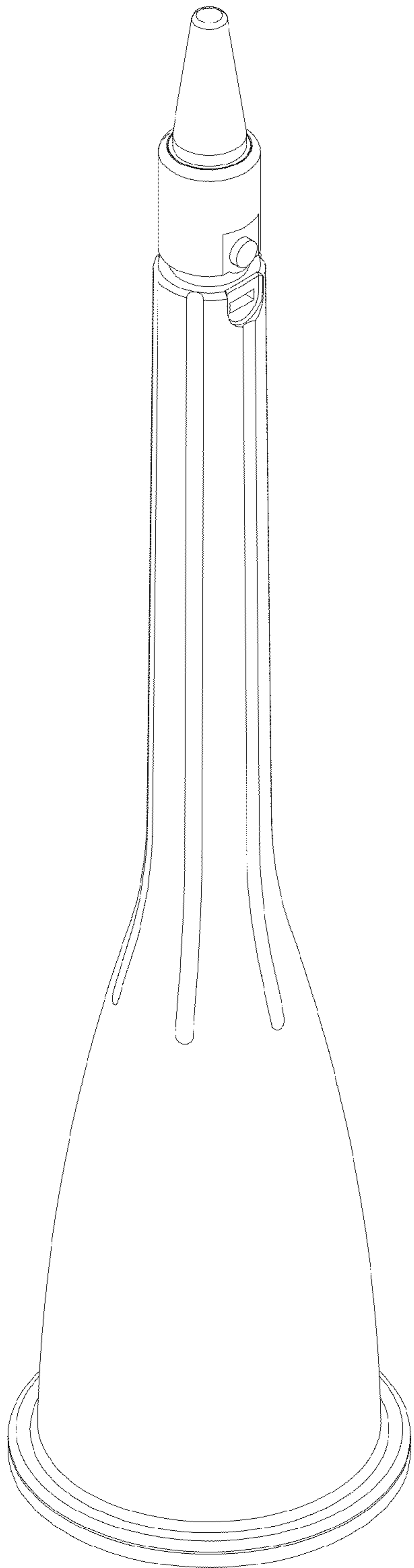


FIG. 1

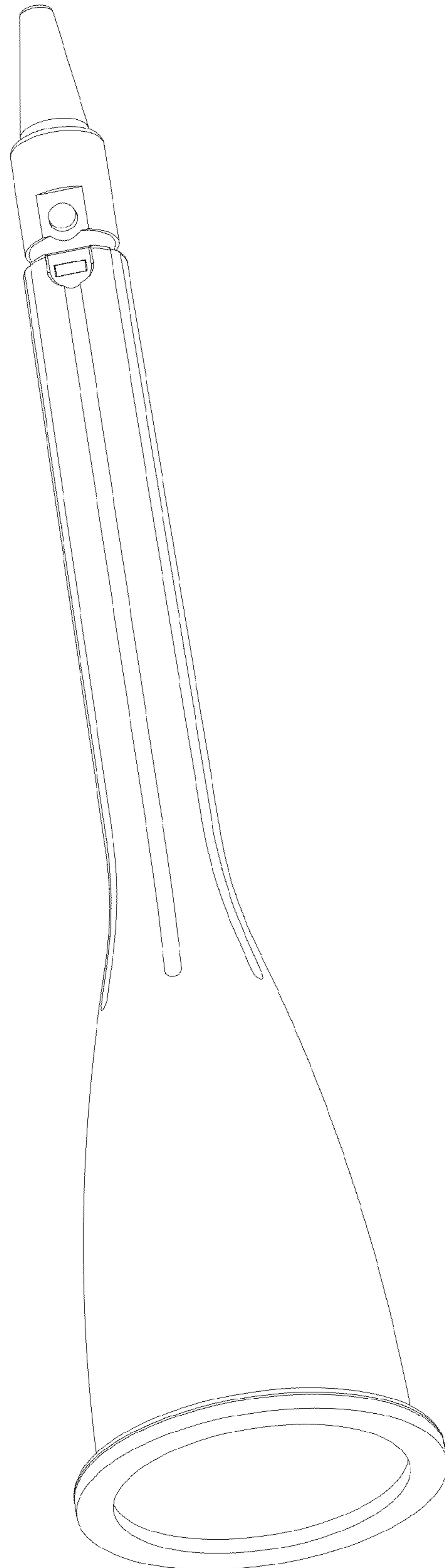


FIG. 2

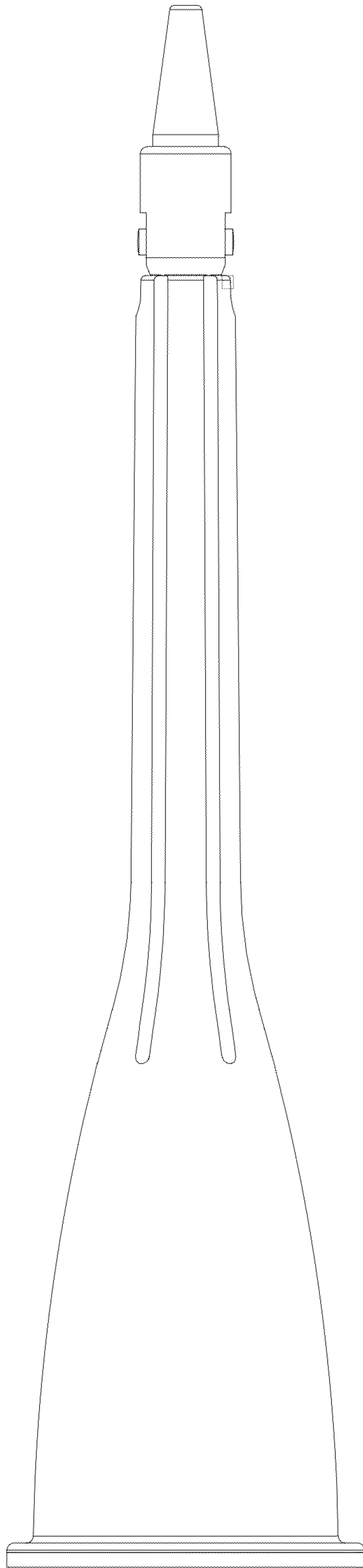


FIG. 3

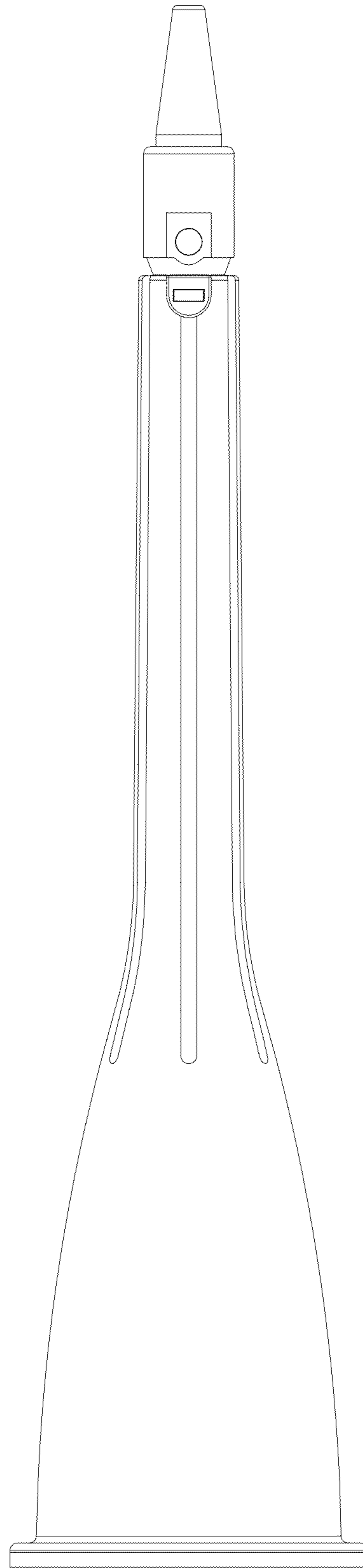


FIG. 4