

US00D713534S

(12) **United States Design Patent**
Manley, Jr.

(10) **Patent No.:** **US D713,534 S**
(45) **Date of Patent:** **** Sep. 16, 2014**

- (54) **MAXILLOFACIAL BANDAGE**
- (71) Applicant: **Richard S. Manley, Jr.**, Longview, TX (US)
- (72) Inventor: **Richard S. Manley, Jr.**, Longview, TX (US)
- (73) Assignee: **Avecor Health Care Products, Inc.**, Arlington, TX (US)
- (**) Term: **14 Years**
- (21) Appl. No.: **29/438,064**
- (22) Filed: **Nov. 26, 2012**
- (51) **LOC (10) Cl.** **24-04**
- (52) **U.S. Cl.**
USPC **D24/189**; D24/191
- (58) **Field of Classification Search**
USPC D24/178, 188-191, 206-207; D2/891, D2/892, 871, 877; D29/101.1, 108, 122; D21/662; 128/DIG. 15, 848, 857; 602/6, 17, 18, 36, 74, 79, 902; 606/204.35; 2/9, 171.2, 421, 422, 425; D16/339
See application file for complete search history.

6,139,516	A *	10/2000	Filomio	602/74
6,554,787	B1 *	4/2003	Griffin et al.	602/74
D624,190	S *	9/2010	Neri	D24/189
D685,915	S *	7/2013	Reams	D24/191
D690,020	S *	9/2013	Quimby	D24/191
2004/0147860	A1 *	7/2004	Bigelow et al.	602/4
2006/0106330	A1 *	5/2006	Andrade et al.	602/74
2014/0074006	A1 *	3/2014	Manley, Jr.	602/74

OTHER PUBLICATIONS

<http://www.architecthealth.com/store/index.asp?show=pdet&pid=21> accessed on Jun. 13, 2014.*

* cited by examiner

Primary Examiner — Michael A Pratt
Assistant Examiner — Michelle E Wilson
(74) *Attorney, Agent, or Firm* — Jack A. Kanz

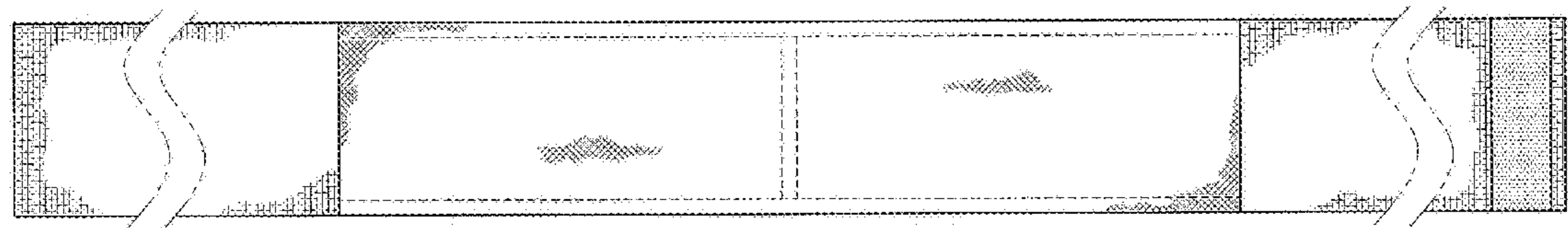
(57) **CLAIM**
The ornamental design disclosed for maxillofacial bandage.

DESCRIPTION

FIG. 1 is a front plan view of a maxillofacial bandage showing my new design;
FIG. 2 is a back plan view thereof;
FIG. 3 is an end view of the right-hand end thereof;
FIG. 4 is an end view of the left-hand end thereof;
FIG. 5 is a bottom edge view thereof; and,
FIG. 6 is top edge view thereof.
The broken lines shown on the center portion of the bandage are included for the purpose of illustrating stitching and form no part of the claimed design.
The broken away symbols shown at the top and bottom of the bandage indicate that any portion of the article beyond what is shown forms no part of the claimed design.

1 Claim, 2 Drawing Sheets

- (56) **References Cited**
U.S. PATENT DOCUMENTS
3,776,244 A * 12/1973 Morgan 132/273
D267,428 S * 12/1982 Christensen et al. D24/206
4,619,654 A * 10/1986 Abplanalp 604/890.1
5,419,758 A * 5/1995 Vijayan 602/74
6,039,710 A * 3/2000 Kelley et al. 602/74
D426,308 S * 6/2000 Negron D24/189



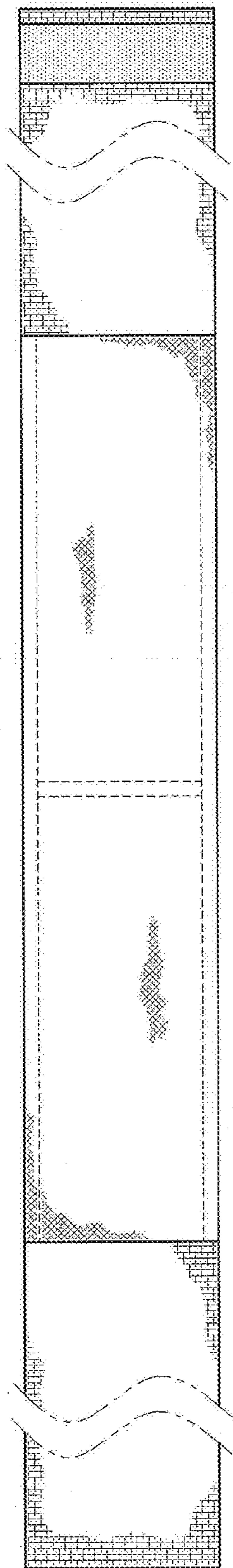


FIG. 1




FIG. 2




FIG. 3




FIG. 4

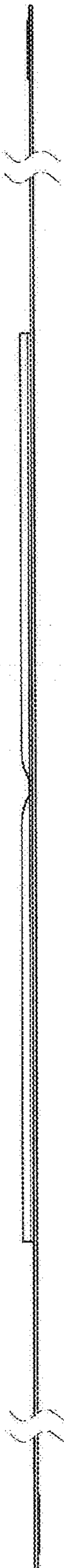


FIG. 5

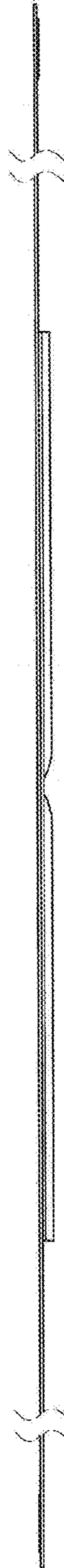


FIG. 6