



US00D713525S

(12) **United States Design Patent**
Oguro et al.

(10) **Patent No.:** **US D713,525 S**

(45) **Date of Patent:** **** Sep. 16, 2014**

(54) **SYRINGE PLUNGER**

(56) **References Cited**

(71) Applicant: **Nipro Corporation**, Osaka (JP)

U.S. PATENT DOCUMENTS

(72) Inventors: **Takeshi Oguro**, Osaka (JE); **Hideki Yagi**, Osaka (JP)

D287,053	S	*	12/1986	Bucchianeri et al.	D24/130
D389,572	S	*	1/1998	Bray	D24/130
D403,762	S	*	1/1999	Gabbard et al.	D24/113
5,885,256	A	*	3/1999	Chern et al.	604/240
7,364,569	B2	*	4/2008	Shih	604/187
D638,122	S	*	5/2011	Kosinski et al.	D24/130
8,197,448	B2	*	6/2012	Sogaro	604/187
D663,415	S	*	7/2012	Tamura et al.	D24/130
D673,268	S	*	12/2012	Kommireddy	D24/130
D673,675	S	*	1/2013	Wong	D24/130
D674,086	S	*	1/2013	Khalaj	D24/114
D689,188	S	*	9/2013	Lundquist	D24/130
D690,807	S	*	10/2013	Ivosevic	D24/130

(73) Assignee: **Nipro Corporation**, Osaka (JP)

(**) Term: **14 Years**

(21) Appl. No.: **29/475,053**

(22) Filed: **Nov. 27, 2013**

* cited by examiner

(30) **Foreign Application Priority Data**

Primary Examiner — David Muller

Jun. 3, 2013 (JP) 2013-012324

(74) *Attorney, Agent, or Firm* — Birch, Stewart, Kolasch & Birch, LLP

(51) **LOC (10) Cl.** **24-02**

(57) **CLAIM**

(52) **U.S. Cl.**

The ornamental design for a syringe plunger, as shown and described.

USPC **D24/130**

DESCRIPTION

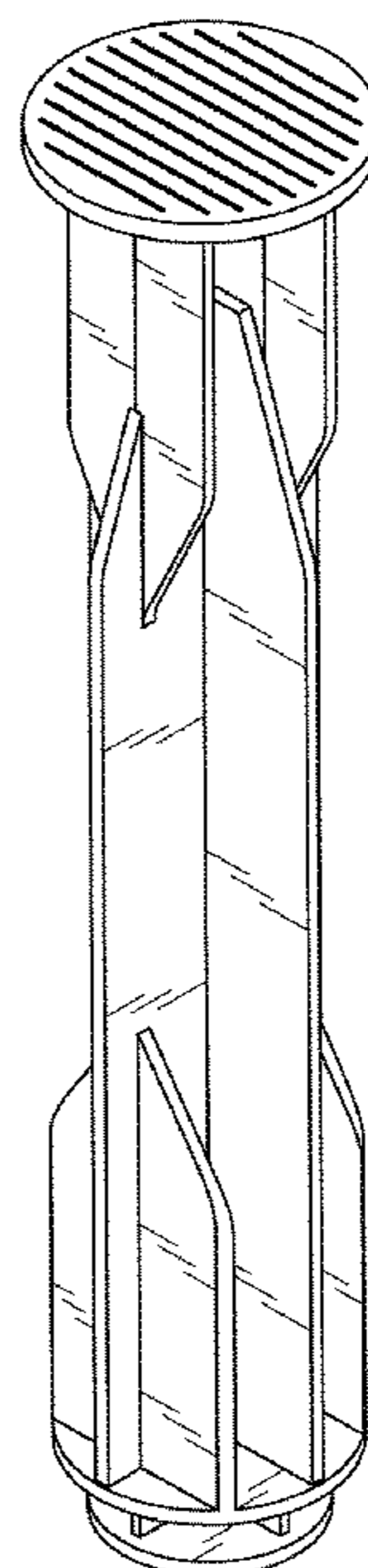
(58) **Field of Classification Search**

CPC A61M 5/178; A61M 3/00; A61M 5/31;
A61M 5/3146; A61M 5/3129; A61M 5/3148
USPC D24/112–114, 129, 130, 127, 133, 186,
D24/108; 606/181, 185; 604/264, 500, 506,
604/272, 115, 164.01–164.09, 533, 232,
604/187, 168.01, 192, 19, 48, 93.01, 523,
604/524, 526; 600/101, 139, 143;
128/200.24, 207.14, 207.15

FIG. 1 is a first perspective view of a syringe plunger;
FIG. 2 is a second perspective view thereof;
FIG. 3 is a third perspective view thereof;
FIG. 4 is a front view thereof, the opposite side being identical;
FIG. 5 is a left side view thereof, the opposite side being identical;
FIG. 6 is a top view thereof; and,
FIG. 7 is a bottom view thereof.

See application file for complete search history.

1 Claim, 3 Drawing Sheets



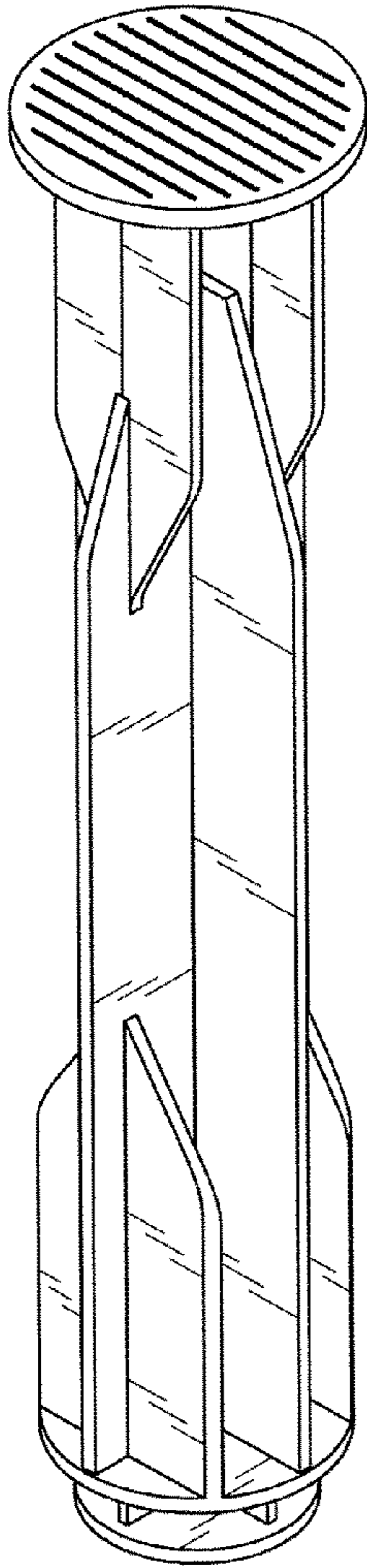


FIG. 1

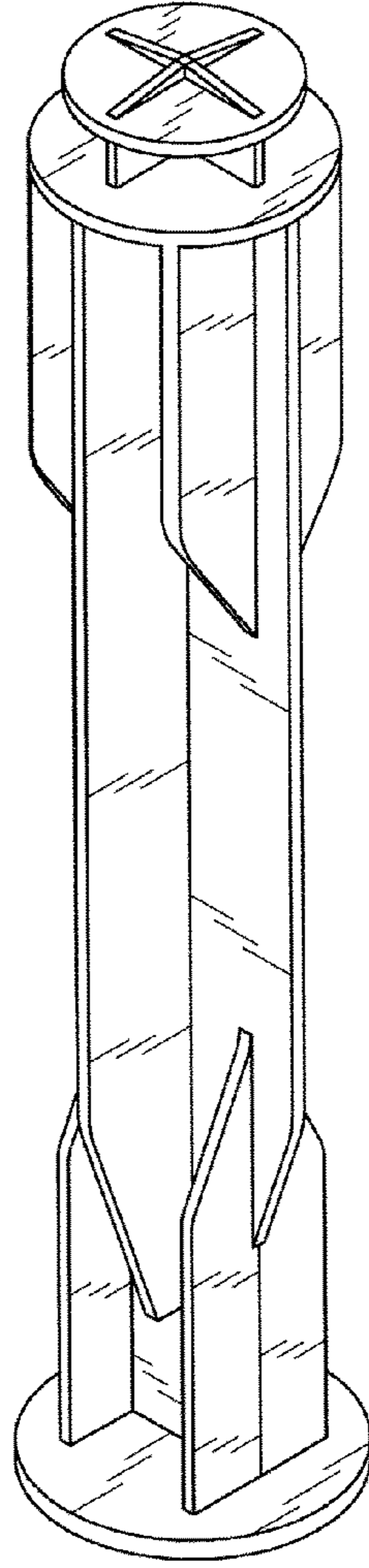


FIG. 2

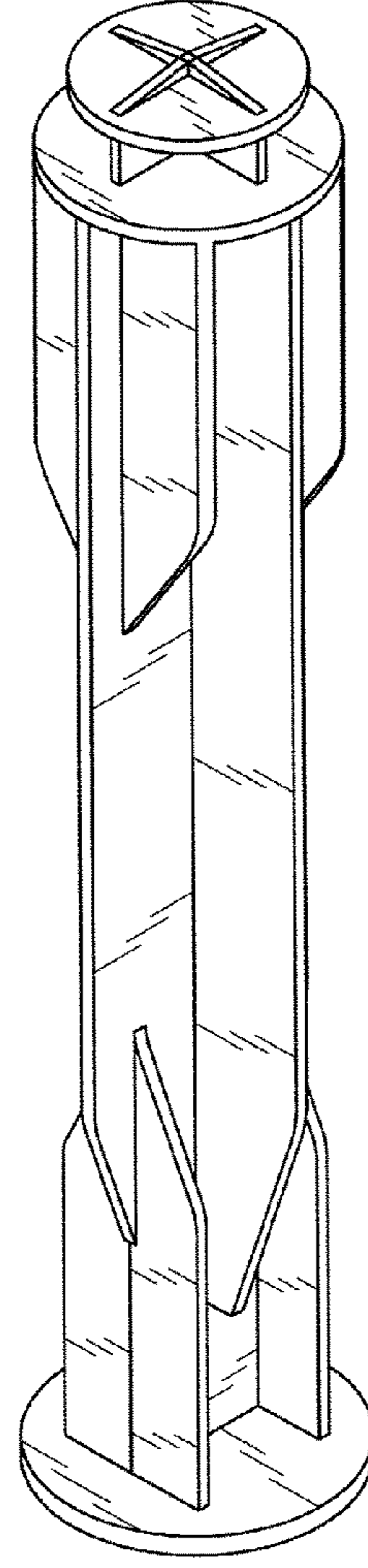


FIG. 3

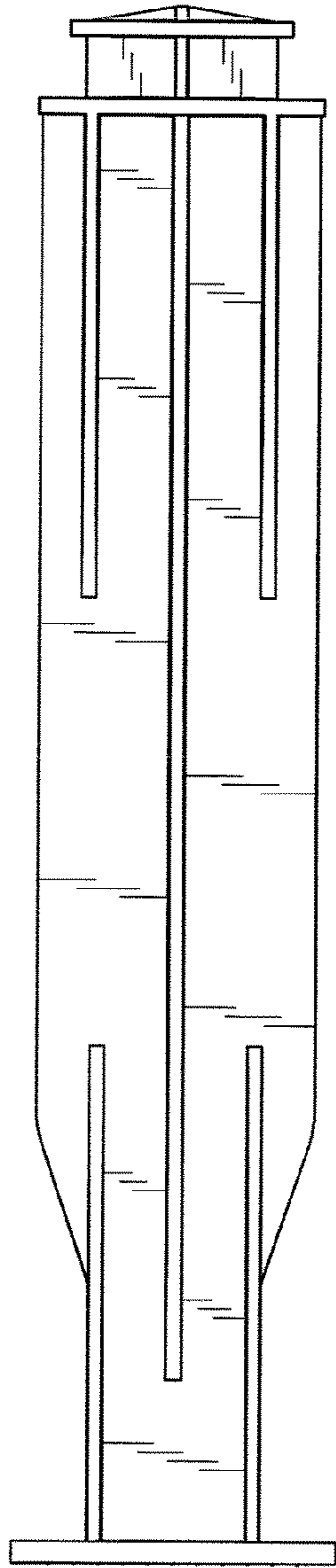


FIG. 4

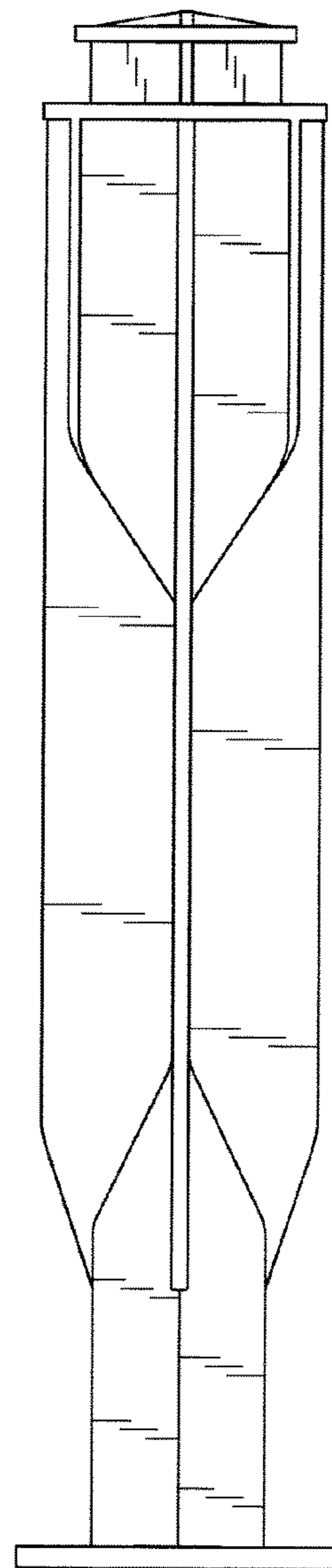


FIG. 5

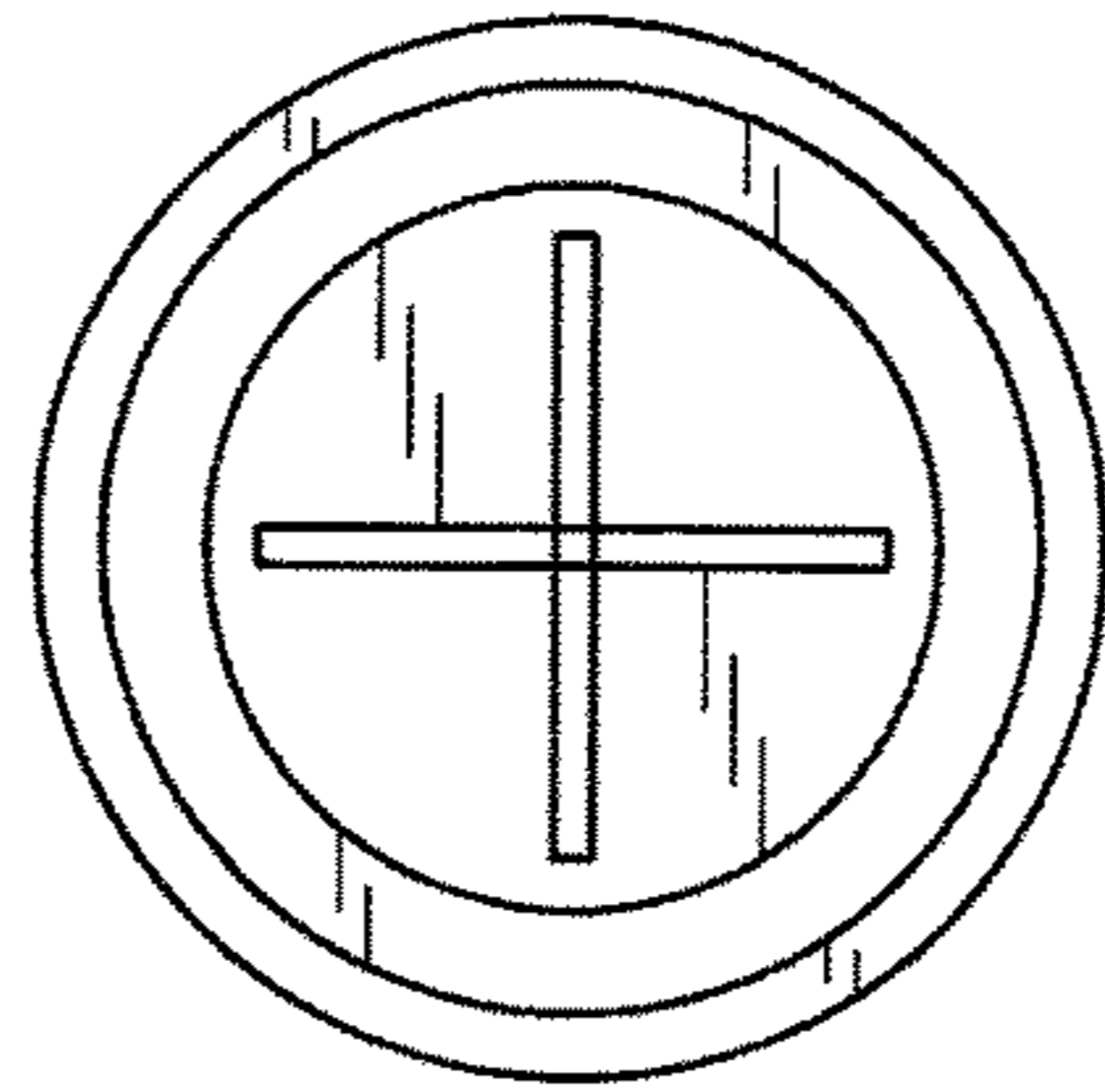


FIG. 6

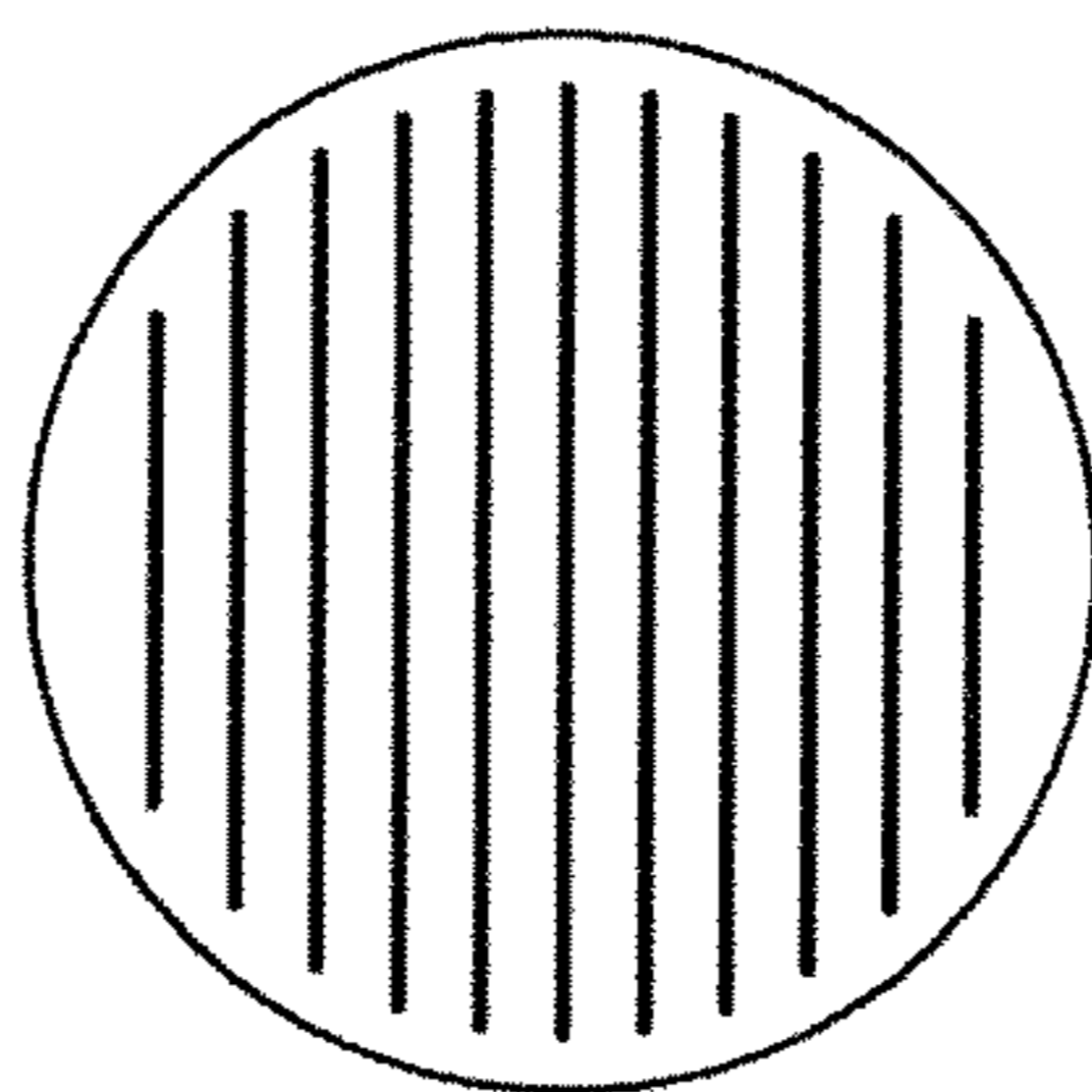


FIG. 7