



US00D713507S

(12) **United States Design Patent**
Potter et al.

(10) **Patent No.:** **US D713,507 S**
(45) **Date of Patent:** **** Sep. 16, 2014**

- (54) **FAUCET**
- (71) Applicant: **Price Pfister, Inc.**, Lake Forest, CA (US)
- (72) Inventors: **Cameron Potter**, Pasadena, CA (US);
David Downey, Mission Viejo, CA (US)
- (73) Assignee: **Price Pfister, Inc.**, Lake Forest, CA (US)
- (**) Term: **14 Years**
- (21) Appl. No.: **29/482,819**
- (22) Filed: **Feb. 21, 2014**
- (51) **LOC (10) Cl.** **23-01**
- (52) **U.S. Cl.**
USPC **D23/238**
- (58) **Field of Classification Search**
CPC E03C 1/04; E03C 1/0401; E03C 1/0404;
E03C 1/0415
USPC D23/238, 241–243, 250, 252, 255, 257
See application file for complete search history.

- D486,889 S 2/2004 Graves et al.
- D505,483 S 5/2005 Bayer
- D510,977 S 10/2005 Jones
- D512,768 S 12/2005 Ouyoung
- D513,063 S 12/2005 Chu

(Continued)

FOREIGN PATENT DOCUMENTS

- EP 950769 B1 6/2004
- EP 1092810 B1 6/2004

(Continued)

Primary Examiner — Robert Delehanty

(74) *Attorney, Agent, or Firm* — Barnes & Thornburg LLP

(57) **CLAIM**

What is claimed is the ornamental design for a faucet, as shown and described.

DESCRIPTION

FIG. 1—perspective view of our new design with the spray head in broken lines;
 FIG. 2—right side elevation view of the design shown in FIG. 1;
 FIG. 3—is the left side elevational view of the design shown in FIG. 1;
 FIG. 4—is a top view of the design shown in FIG. 1;
 FIG. 5—is a bottom view of the design shown in FIG. 1;
 FIG. 6—is a front elevational view of the design shown in FIG. 1; and,
 FIG. 7—is a rear elevational view of the design shown in FIG. 1.

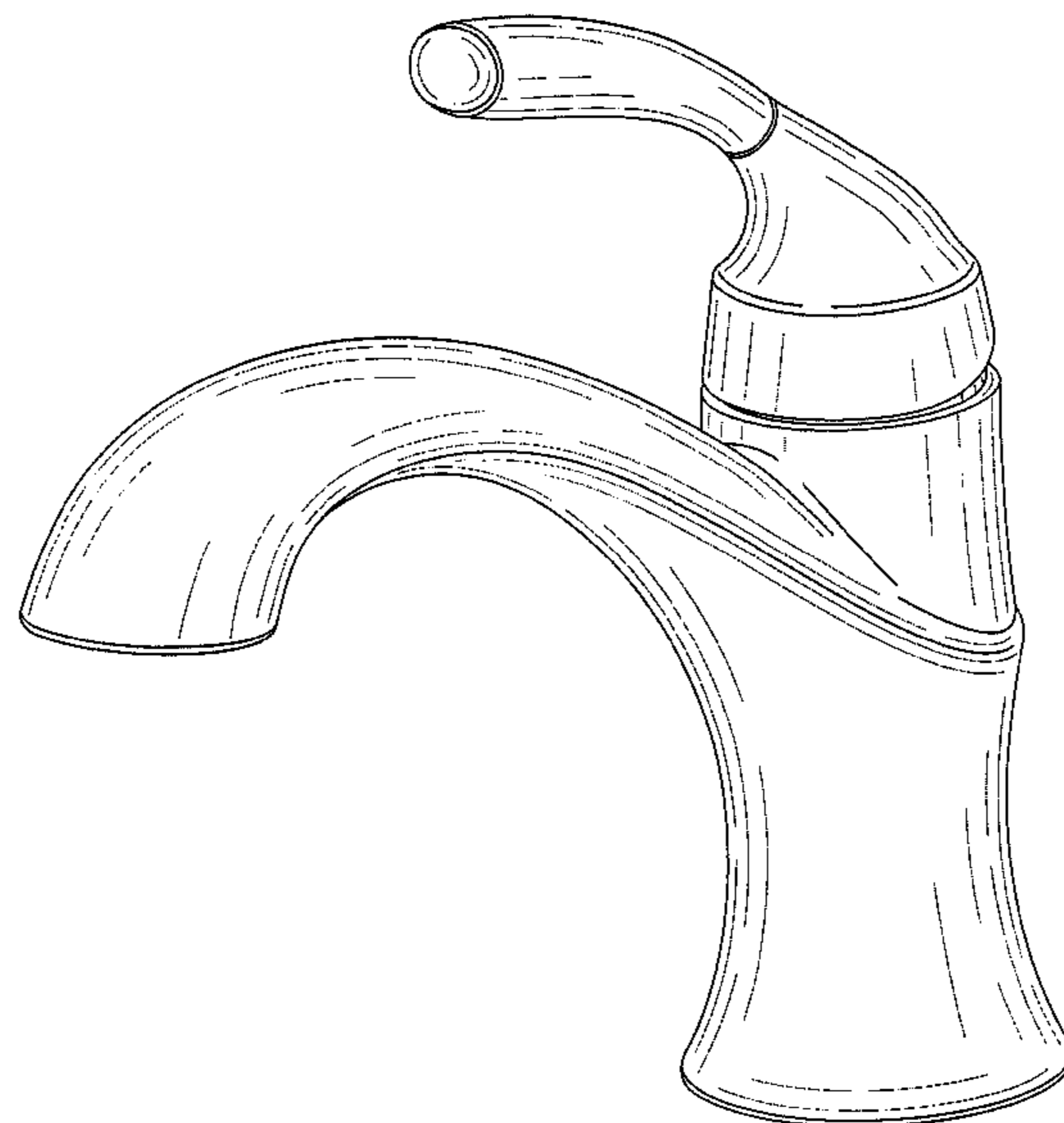
The broken lines shown in the drawings are for purposes of illustrating portions of the design and form no part of the claimed design.

1 Claim, 5 Drawing Sheets

(56) **References Cited**

U.S. PATENT DOCUMENTS

5,937,892	A	8/1999	Meisner et al.
6,029,690	A	2/2000	Weineland et al.
D422,342	S	4/2000	Mark et al.
6,314,593	B1	11/2001	Mantel
6,390,125	B2	5/2002	Pawelzik et al.
D458,666	S	6/2002	Mark et al.
D460,151	S	7/2002	Green et al.
D461,874	S	8/2002	Gottwald
D462,419	S	9/2002	Gottwald
6,442,776	B1	9/2002	Oberdörfer
D464,396	S	10/2002	Spangler
D465,264	S	11/2002	Spangler et al.
D465,554	S	11/2002	Spangler et al.
D476,396	S	6/2003	Hanna
D476,398	S	6/2003	Ouyoung



(56)

References Cited

U.S. PATENT DOCUMENTS

D516,184 S 2/2006 Yong Jun et al.
D519,607 S 4/2006 Spangler
D528,633 S 9/2006 Bayer
D530,785 S 10/2006 Rexach et al.
D534,623 S 1/2007 Fritz
D564,633 S 3/2008 Kemp
D576,709 S 9/2008 Fritz
D583,019 S 12/2008 Soriano
D609,308 S 2/2010 Fritz et al.
D656,584 S 3/2012 Ko
8,156,963 B2 4/2012 Lopp et al.

8,448,667 B2 5/2013 Meehan et al.
D694,860 S * 12/2013 McKeone et al. D23/252
D697,178 S * 1/2014 Georgeson et al. D23/255
D699,324 S * 2/2014 Tarng D23/238
2013/0263937 A1 10/2013 Gilbert et al.

FOREIGN PATENT DOCUMENTS

EP 866180 B1 9/2004
EP 1261778 B1 3/2005
WO WO2007139605 A1 12/2007
WO WO2013154993 A1 10/2013

* cited by examiner

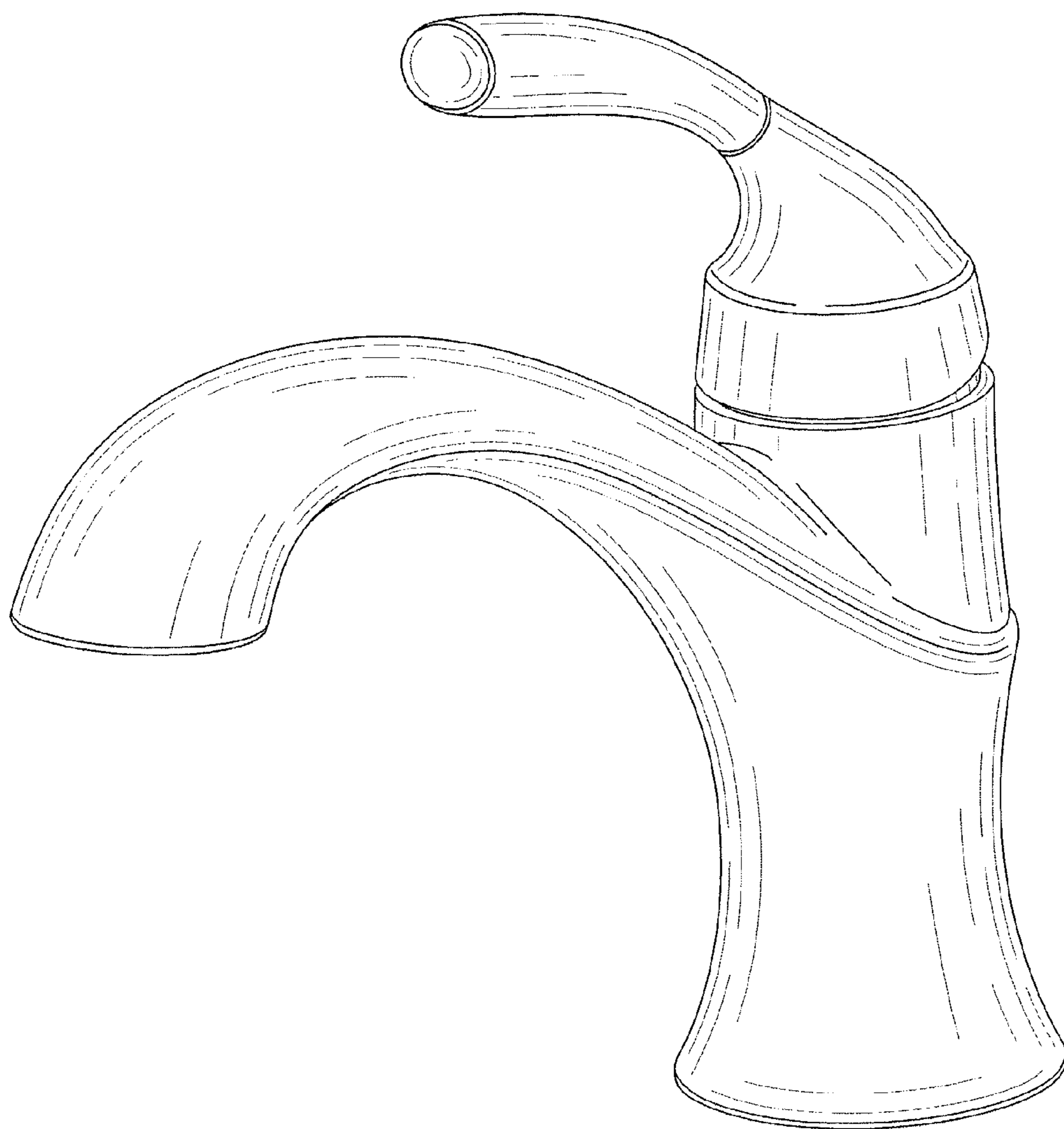


FIG. 1

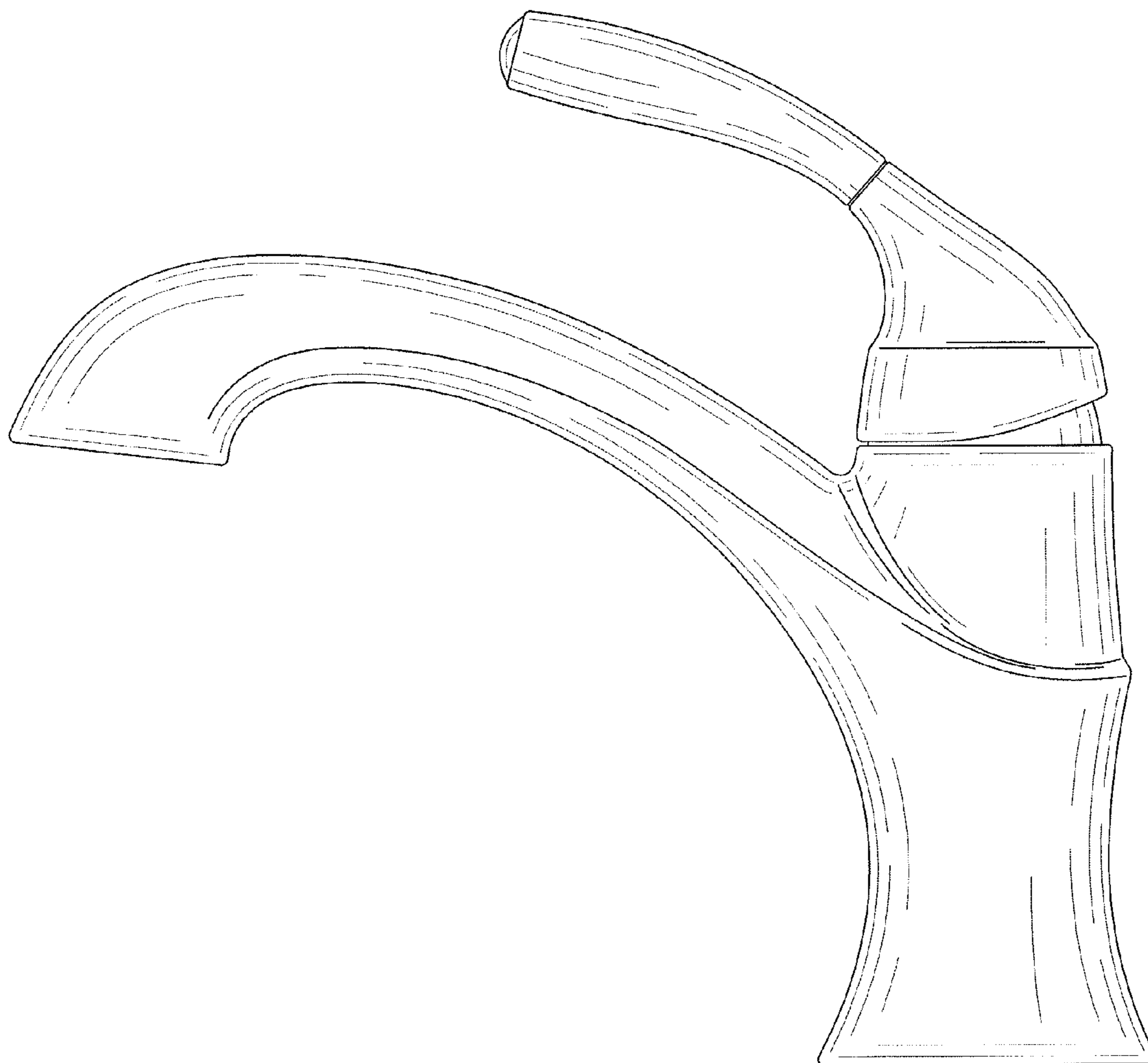


FIG. 2

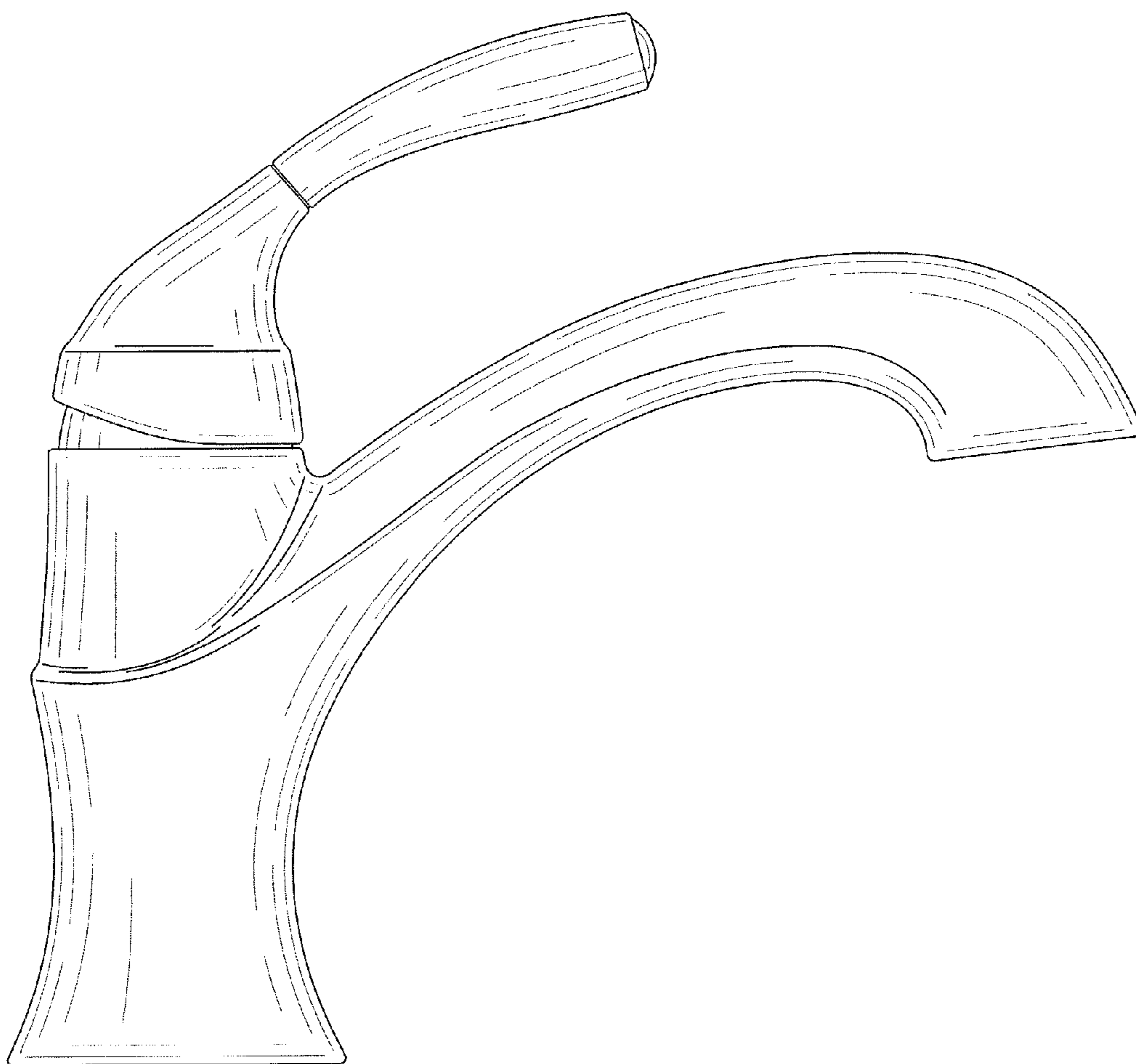


FIG. 3

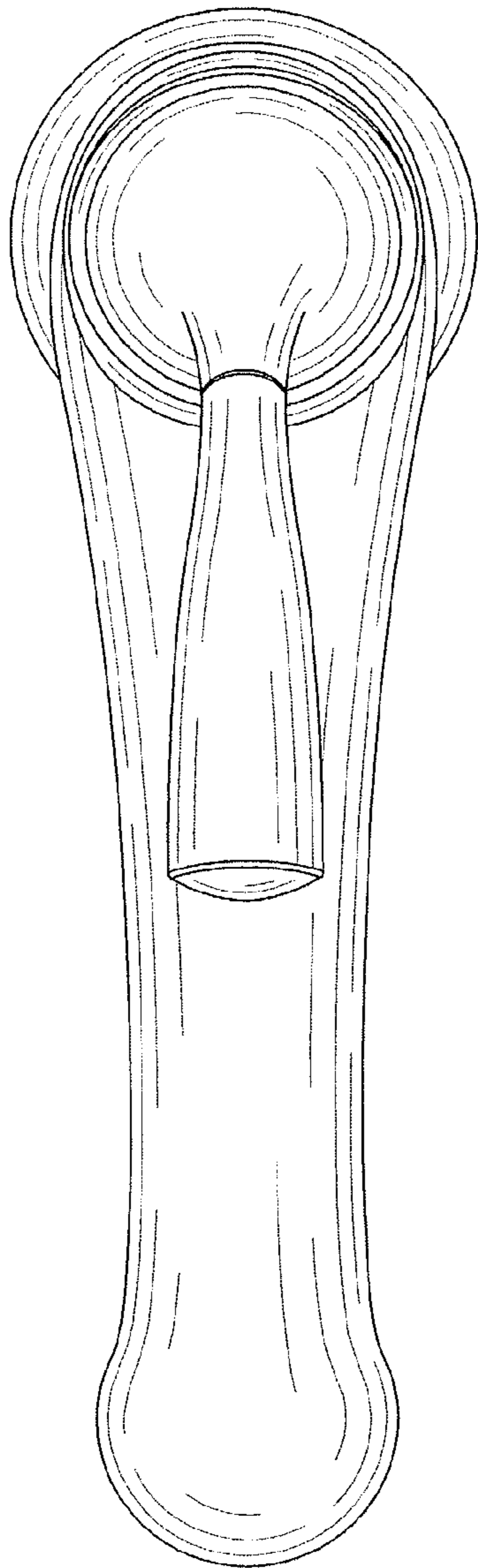


FIG. 4

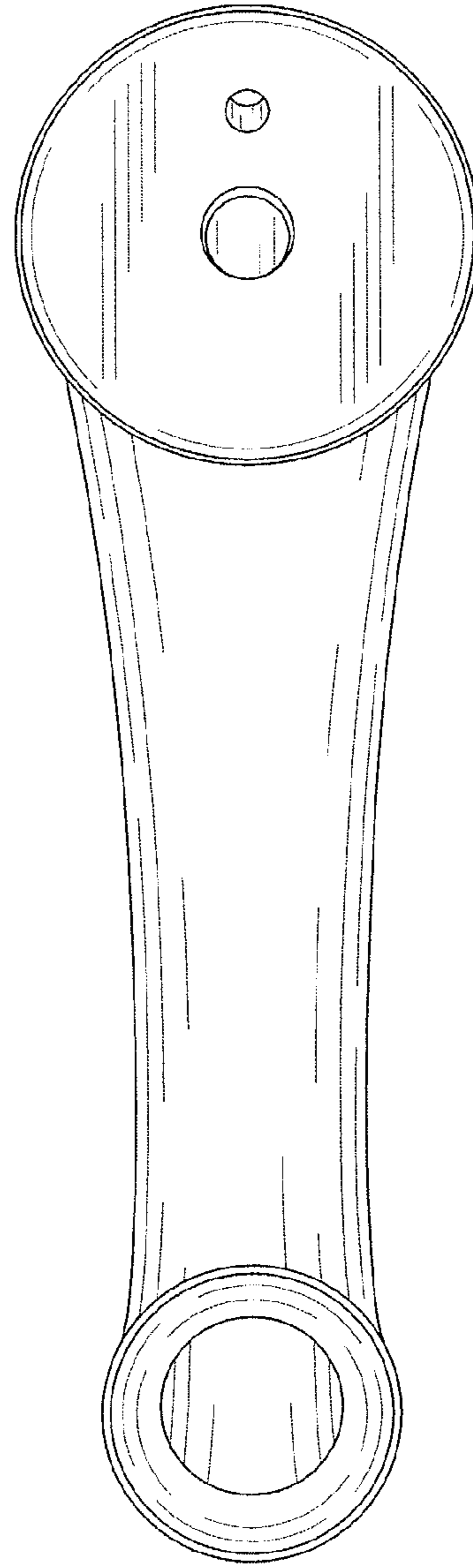


FIG. 5

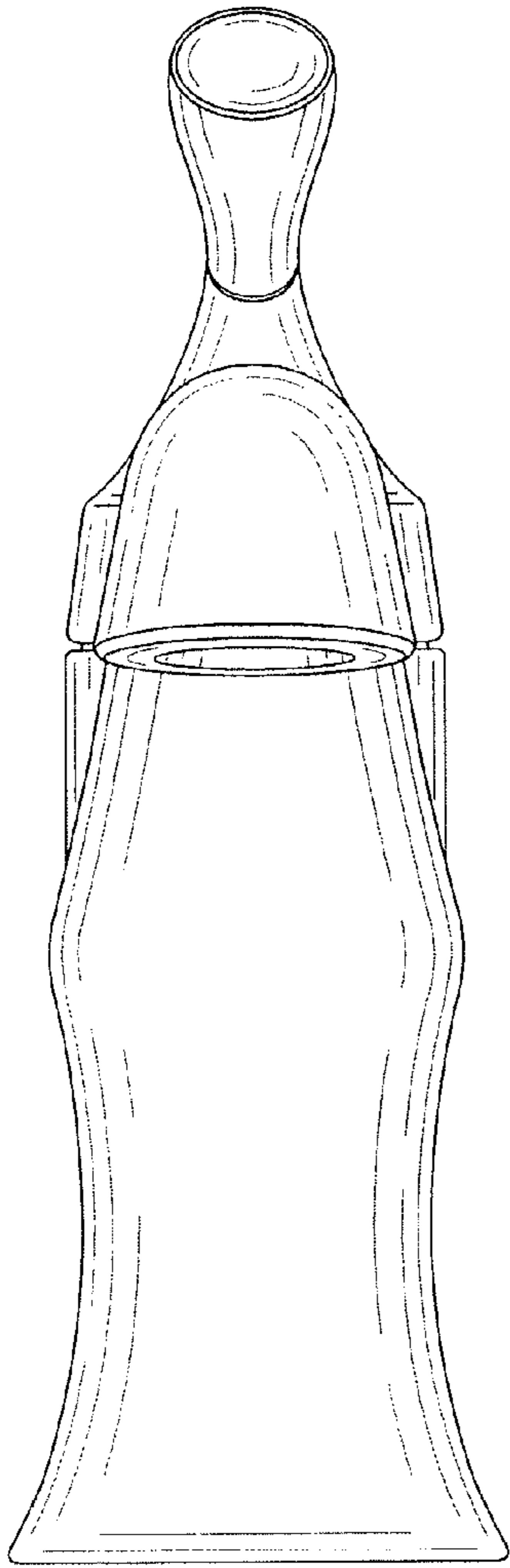


FIG. 6

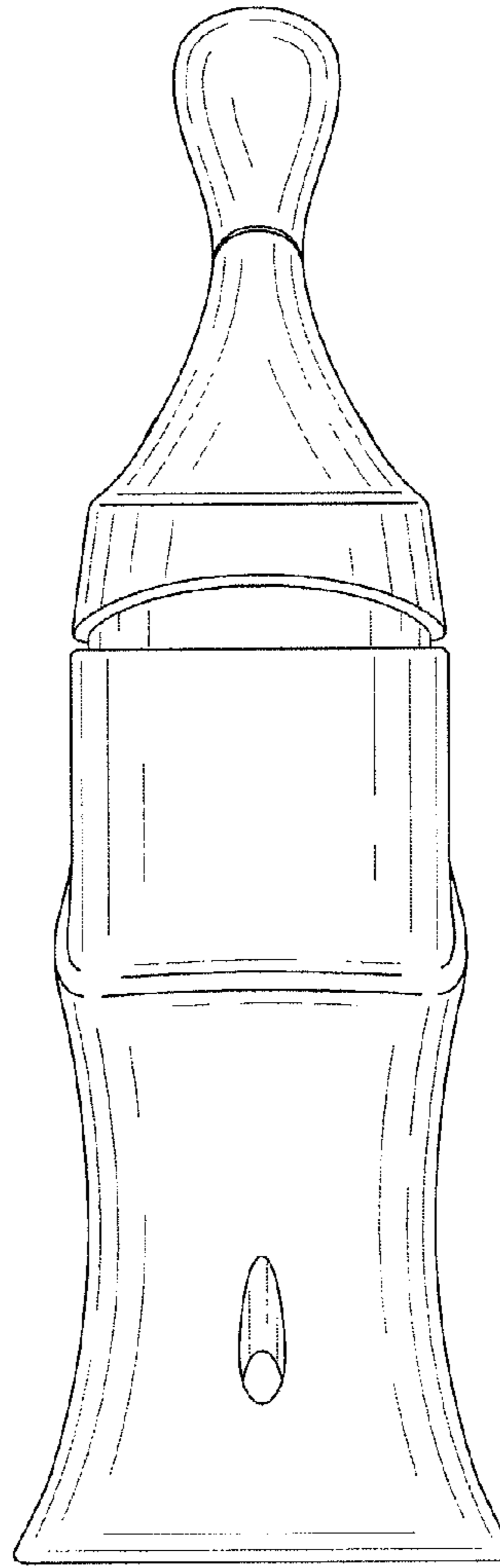


FIG. 7