



US00D713503S

(12) **United States Design Patent**
Mammen et al.

(10) **Patent No.:** **US D713,503 S**

(45) **Date of Patent:** **** Sep. 16, 2014**

(54) **FLUID DELIVERY WAND**

(71) Applicants: **Robert Bosch Tool Corporation**,
Broadview, IL (US); **Robert Bosch GmbH**, Stuttgart (DE)

(72) Inventors: **Chad James Mammen**, Washington, IL (US); **Alfredo Fame**, Embu (BR)

(73) Assignee: **Robert Bosch GmbH**, Stuttgart (DE)

(**) Term: **14 Years**

(21) Appl. No.: **29/453,291**

(22) Filed: **Apr. 26, 2013**

(51) **LOC (10) Cl.** **23-01**

(52) **U.S. Cl.**
USPC **D23/226**

(58) **Field of Classification Search**
CPC B05B 15/06
USPC D23/213, 223, 226; 239/525-527, 532
See application file for complete search history.

(56) **References Cited**

U.S. PATENT DOCUMENTS

D376,838 S * 12/1996 Potts et al. D23/223
5,669,558 A * 9/1997 Ichel 239/311
D499,790 S * 12/2004 Chen D23/223
D555,766 S * 11/2007 Chen D23/223

D571,434 S * 6/2008 Renner D23/223
7,677,476 B2 * 3/2010 Burdsall et al. 239/532
D651,282 S * 12/2011 Bonzer D23/223

* cited by examiner

Primary Examiner — Robin V Webster

(74) *Attorney, Agent, or Firm* — Maginot, Moore & Beck

(57) **CLAIM**

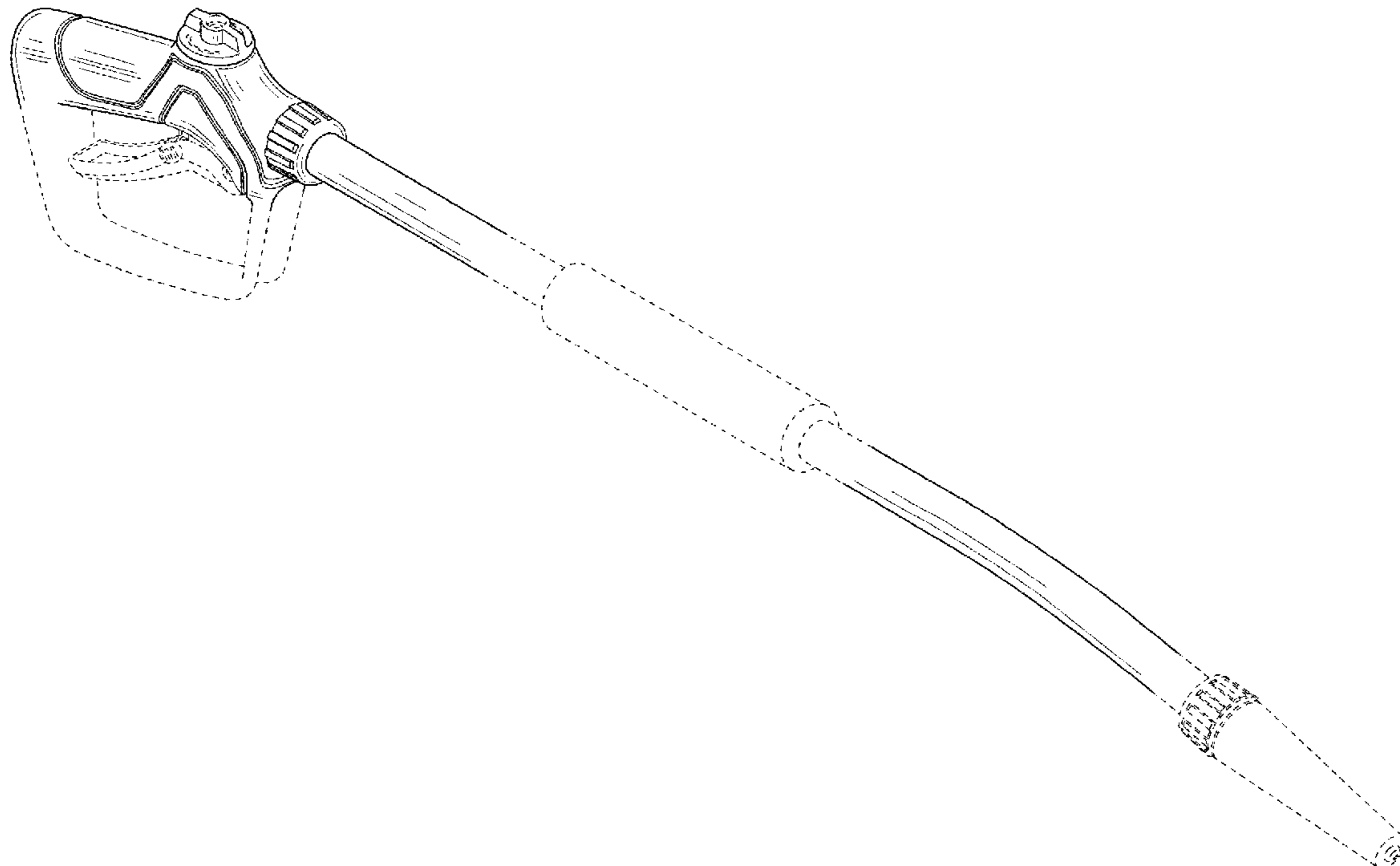
The ornamental design for a fluid delivery wand, as shown and described.

DESCRIPTION

FIG. 1 is a perspective view of a first embodiment of a fluid delivery wand showing our new design;
FIG. 2 is a front elevational view showing the design for the fluid delivery wand of FIG. 1;
FIG. 3 is a rear elevational view showing the design for the fluid delivery wand of FIG. 1;
FIG. 4 is a left side elevational view showing the design for the fluid delivery wand of FIG. 1;
FIG. 5 is a right side elevational view showing the design for the fluid delivery wand of FIG. 1;
FIG. 6 is a top plan view showing the design for the fluid delivery wand of FIG. 1; and,
FIG. 7 is a bottom plan view showing the design for the fluid delivery wand of FIG. 1.

The broken line showing of portions of the fluid delivery wand in FIGS. 1-7 is included for illustrative purposes only and forms no part of the claimed design.

1 Claim, 4 Drawing Sheets



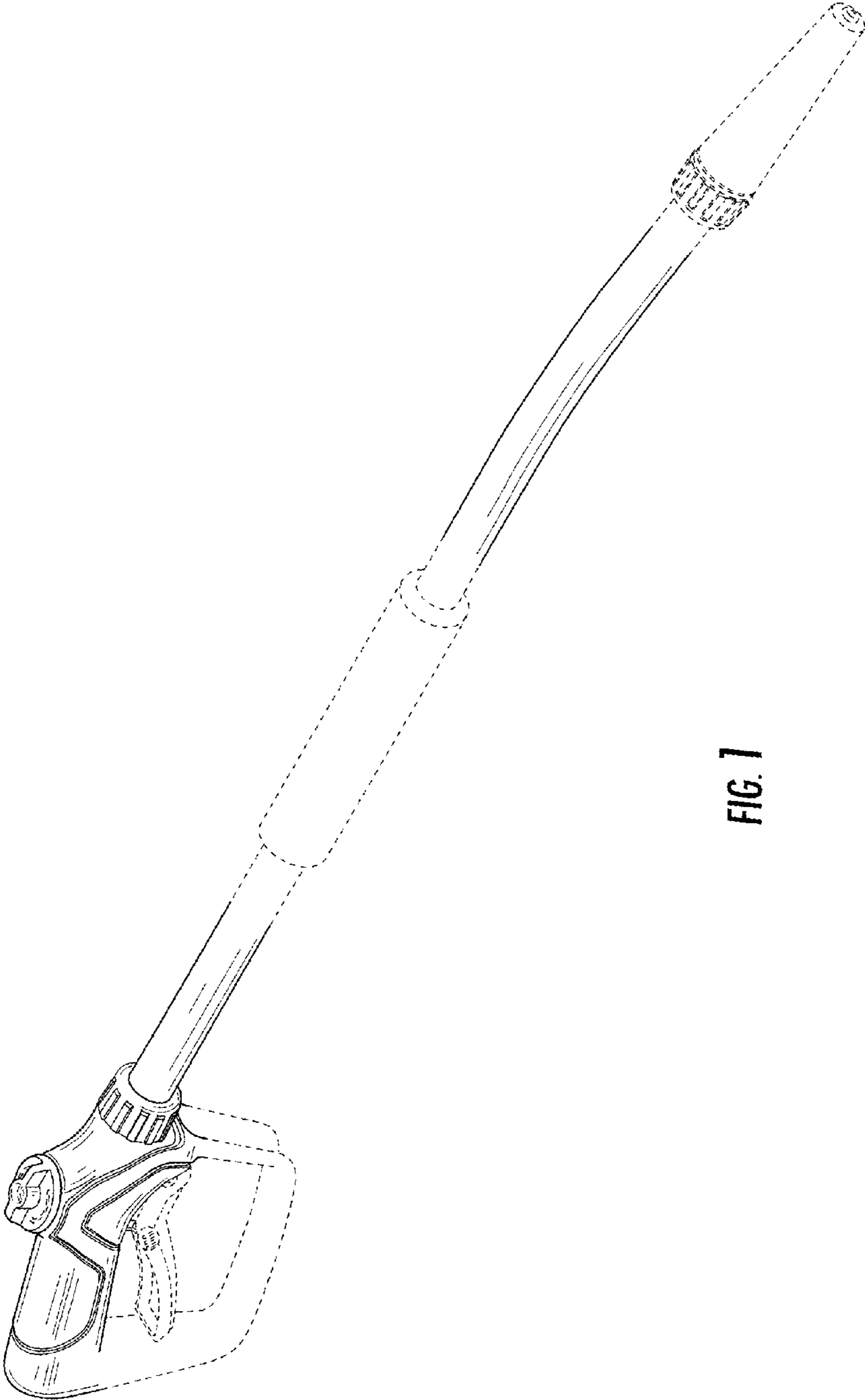


FIG. 1

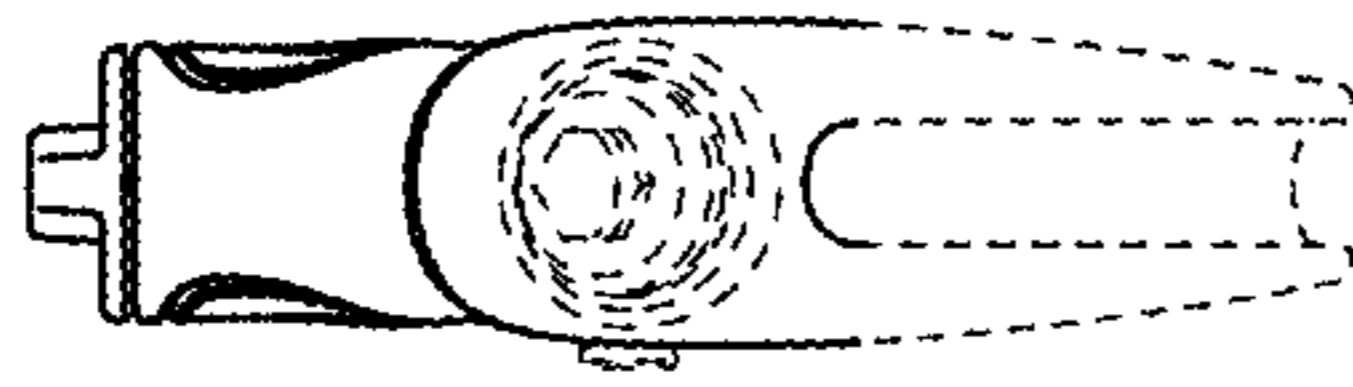


FIG. 3

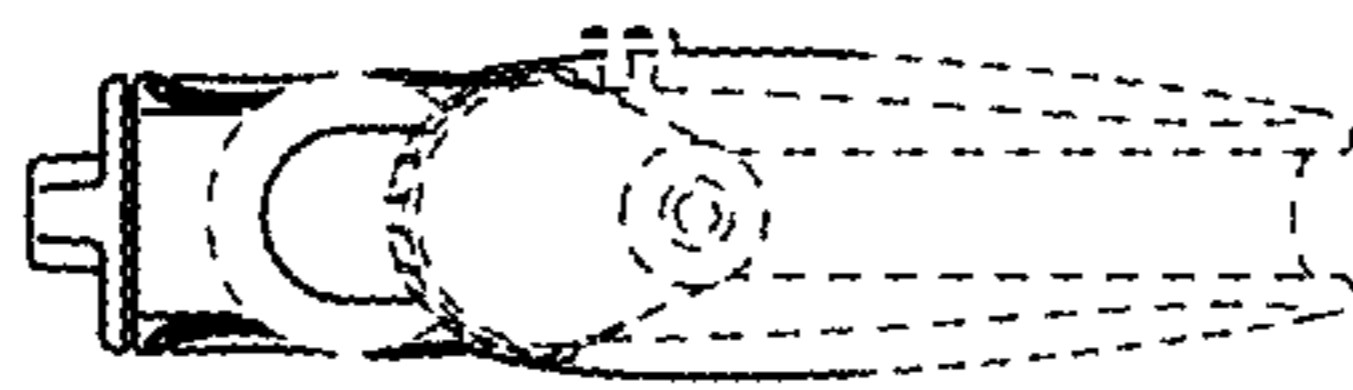


FIG. 2

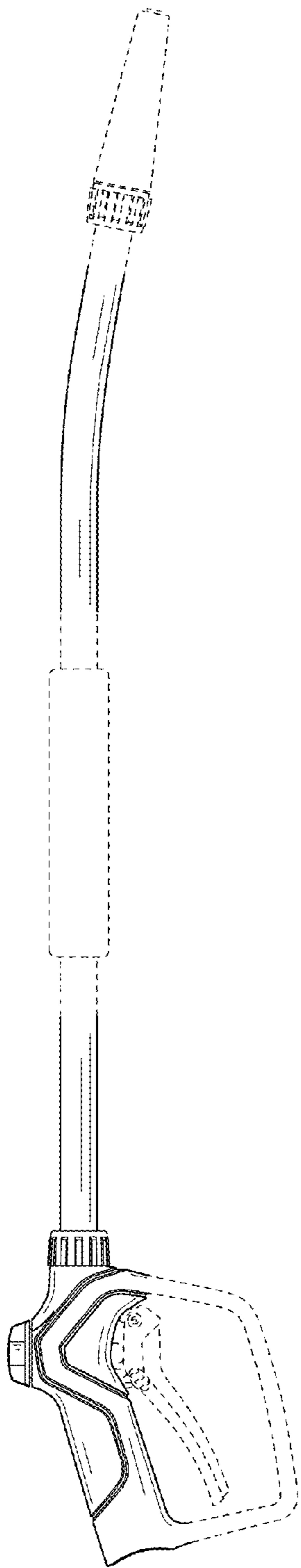


FIG. 4

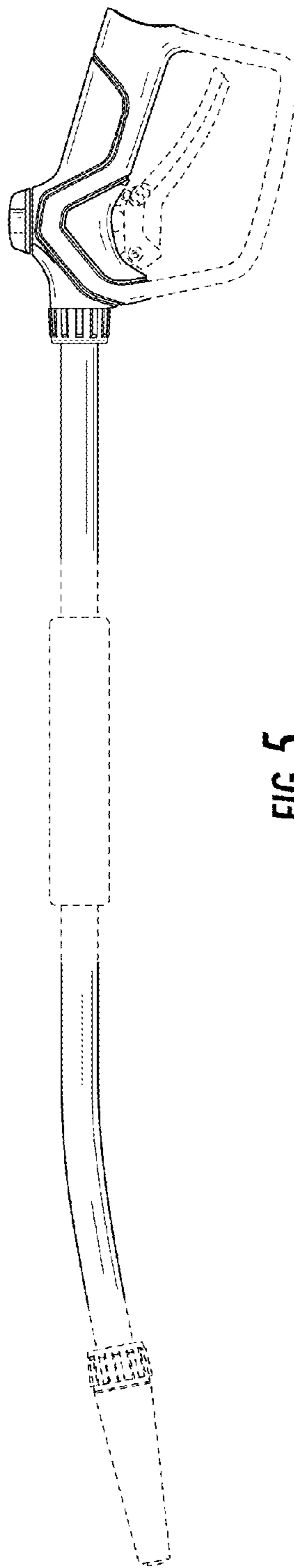


FIG. 5




FIG. 6




FIG. 7