

US00D713493S

(12) **United States Design Patent**
Flowers et al.

(10) **Patent No.:** **US D713,493 S**
(45) **Date of Patent:** **** Sep. 16, 2014**

(54) **SHOWERHEAD**

(71) Applicant: **Grohe AG**, Hemer (DE)

(72) Inventors: **Paul Flowers**, Duesseldorf (DE); **Hans Lobermeier**, Menden (DE)

(73) Assignee: **Grohe AG**, Hemer (DE)

(**) Term: **14 Years**

(21) Appl. No.: **29/451,380**

(22) Filed: **Apr. 1, 2013**

(30) **Foreign Application Priority Data**

Oct. 1, 2012 (EM) 002111344-0001

(51) **LOC (10) Cl.** **23-01**

(52) **U.S. Cl.**

USPC **D23/213**

(58) **Field of Classification Search**

USPC D23/213, 229, 230; 239/282, 283, 548;
4/615

See application file for complete search history.

(56) **References Cited**

U.S. PATENT DOCUMENTS

D590,476 S * 4/2009 Schonherr et al. D23/213
D634,401 S * 3/2011 Flowers et al. D23/213

D637,266 S * 5/2011 Flowers et al. D23/213
D649,623 S * 11/2011 Flowers D23/213
D662,178 S * 6/2012 Flowers et al. D23/213

OTHER PUBLICATIONS

Raindance Rainfall 240 Air 3jet, DN15, at http://www.hansgrohe.de/productdetail.html?category=C0000000000205&model=28411XXX&lang=de_DE (Feb. 27, 2013—known to Applicant as of that date).

* cited by examiner

Primary Examiner — Robin V Webster

(74) Attorney, Agent, or Firm — Muncy, Geissler, Olds & Lowe, P.C.

(57) **CLAIM**

The ornamental design for a showerhead, as shown and described.

DESCRIPTION

FIG. 1 is a left side elevational view of a showerhead according to the present invention.

FIG. 2 is a right side elevational view of the showerhead of FIG. 1.

FIG. 3 is a front elevational view of the showerhead of FIG. 1.

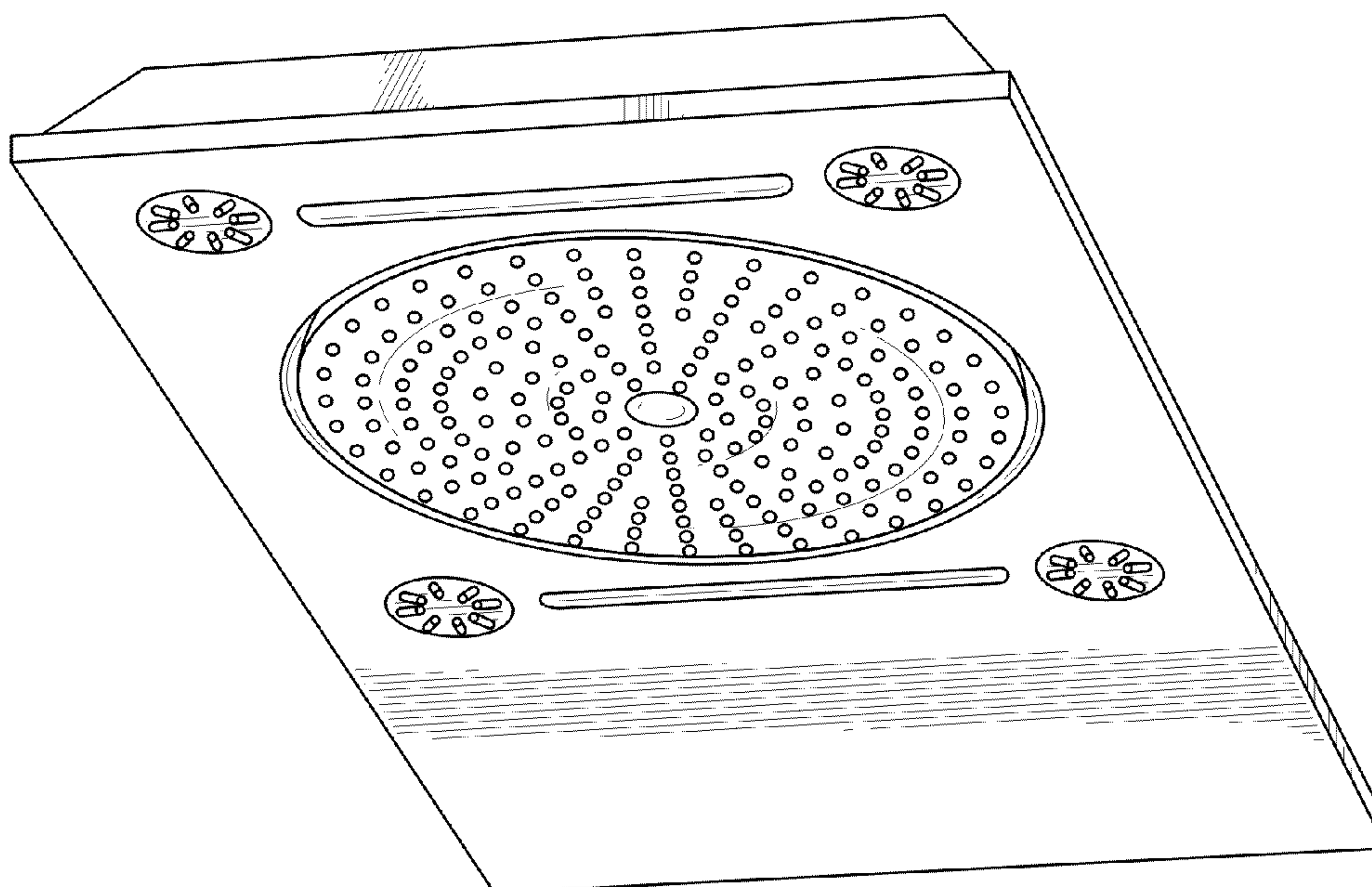
FIG. 4 is a rear elevational view of the showerhead of FIG. 1.

FIG. 5 is a top plan view of the showerhead of FIG. 1.

FIG. 6 is a bottom plan view of the showerhead of FIG. 1; and, FIG. 7 is a perspective view of the showerhead of FIG. 1.

The dashed lines illustrate environment that does not form a part of the present invention, and no claim is made to the material illustrated with dashed lines.

1 Claim, 7 Drawing Sheets






FIG. 1




FIG.2

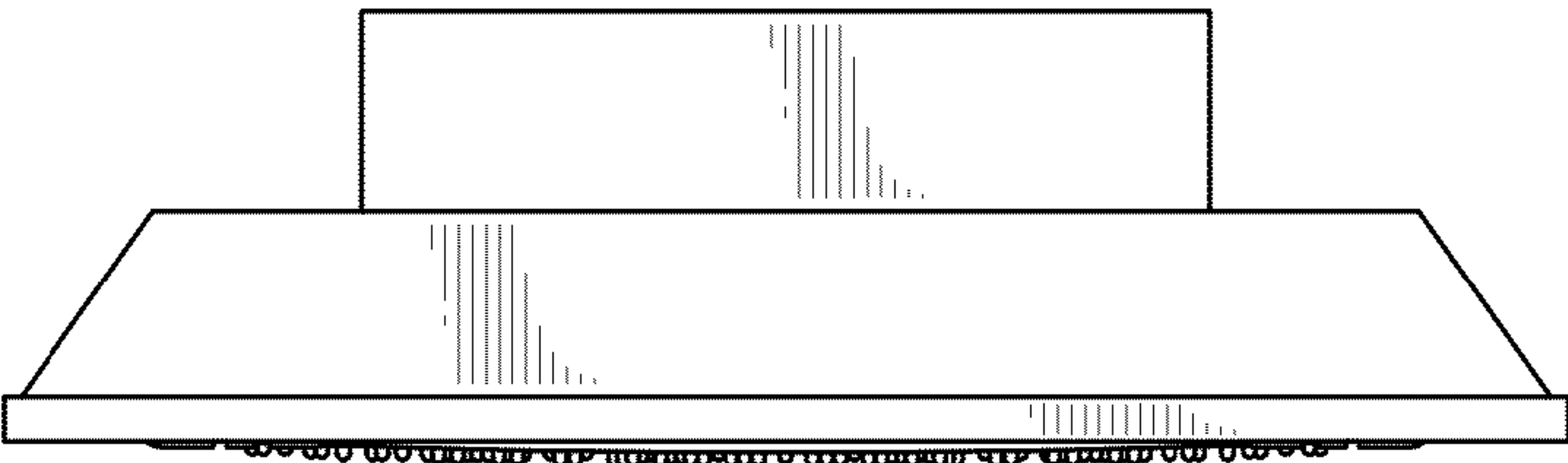


FIG.3

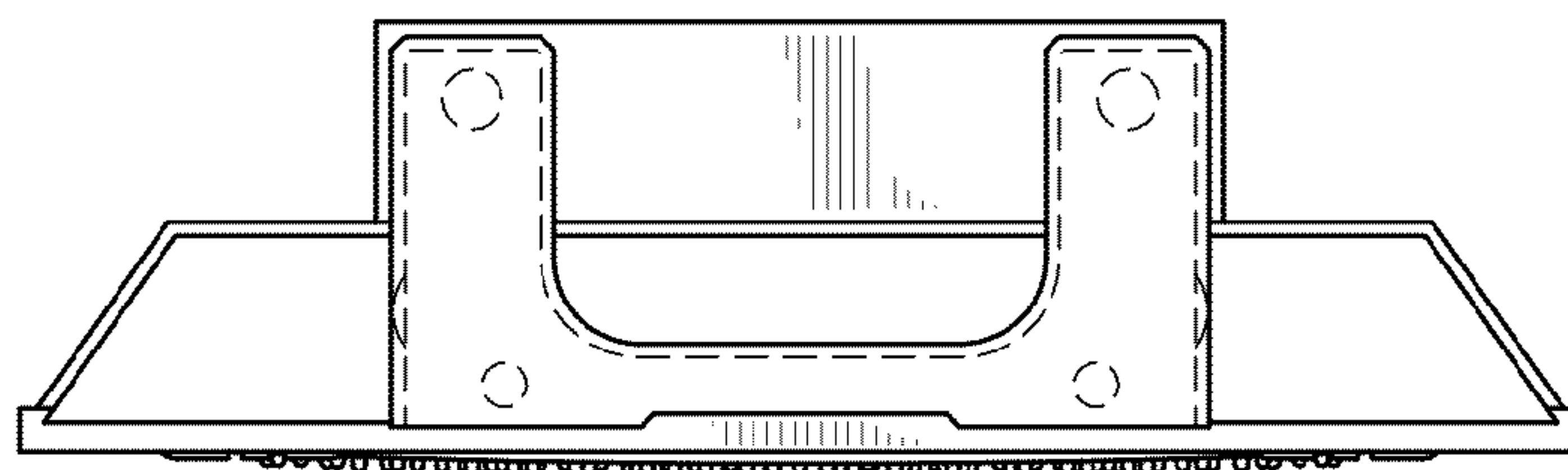


FIG.4




FIG.5

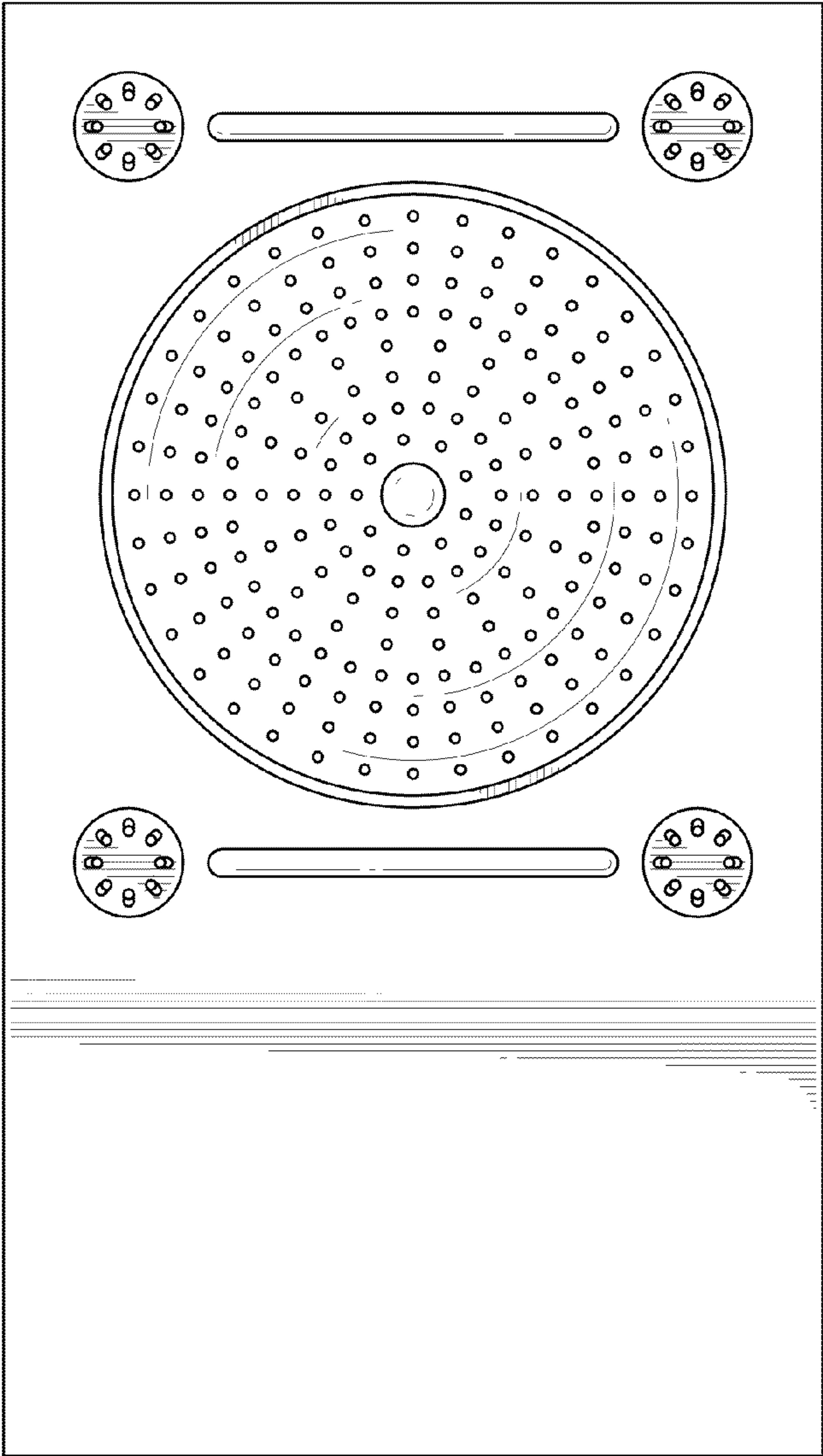


FIG.6

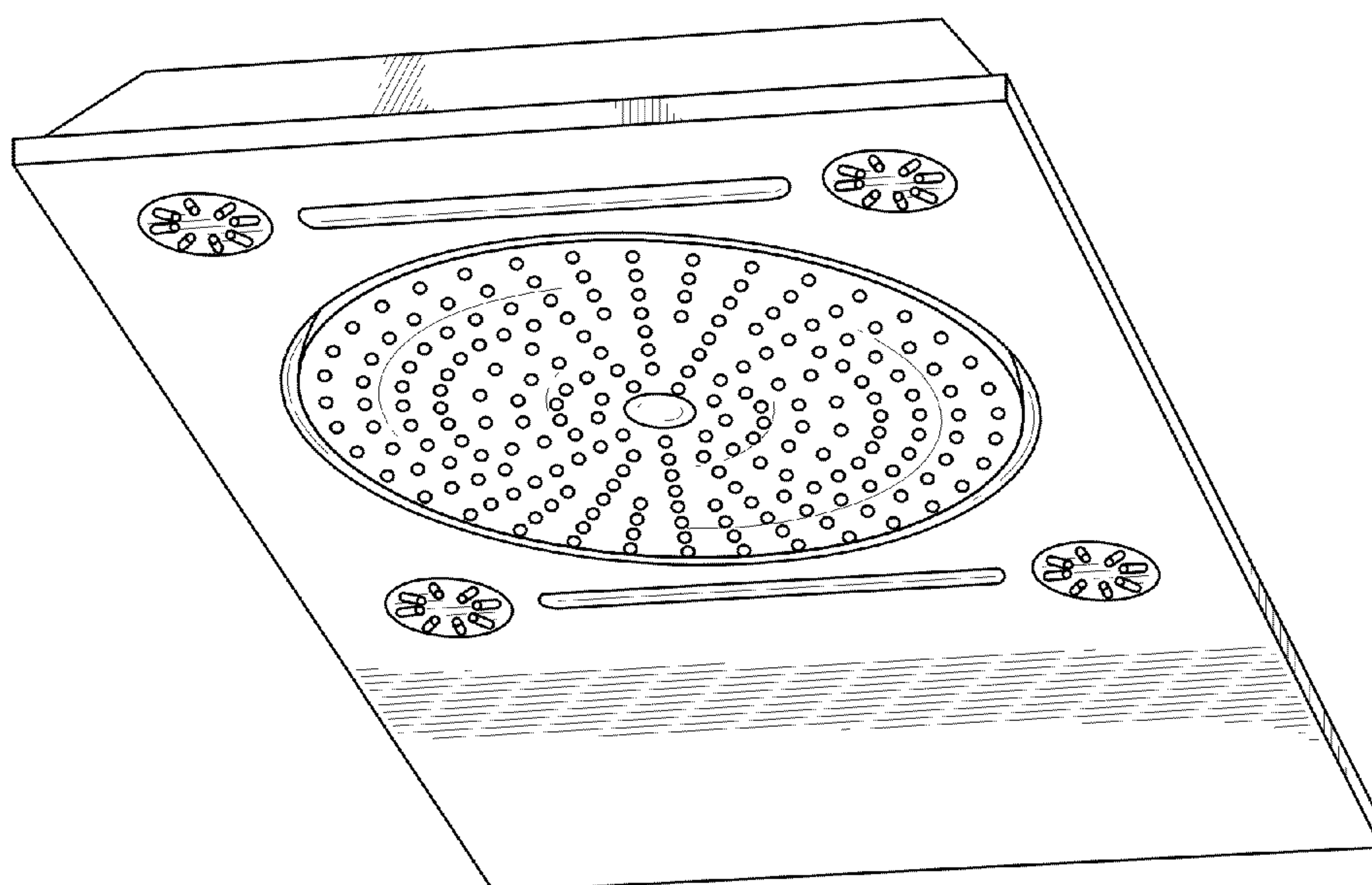


FIG.7