



US00D713490S

(12) **United States Design Patent**  
**King**

(10) **Patent No.:** **US D713,490 S**

(45) **Date of Patent:** **\*\* Sep. 16, 2014**

(54) **FISHING LURE**

(71) Applicant: **Michael King**, Tampa, FL (US)

(72) Inventor: **Michael King**, Tampa, FL (US)

(\*\*) Term: **14 Years**

(21) Appl. No.: **29/481,042**

(22) Filed: **Jan. 31, 2014**

(51) **LOC (10) Cl.** ..... **22-05**

(52) **U.S. Cl.**  
USPC ..... **D22/129; D22/133**

(58) **Field of Classification Search**  
USPC ..... D22/126-133; 43/42.28, 42.35, 42.39,  
43/42.47, 42.46, 42.45, 42.48, 42.06, 42.5,  
43/42.18

See application file for complete search history.

(56) **References Cited**

**U.S. PATENT DOCUMENTS**

1,914,211	A	6/1933	Novitzky	
1,993,868	A	3/1935	Thornberg	
D125,959	S	3/1941	Ross	
2,236,023	A	3/1941	Turner	
2,251,593	A	8/1941	Mangle	
2,516,434	A	7/1950	Spinner	
2,721,414	A	10/1955	Ross	
2,797,520	A	7/1957	Nycz	
2,819,554	A *	1/1958	Neale	43/42.18
D200,320	S *	2/1965	Grant	D22/131

3,221,435	A *	12/1965	St Amant	43/42.06
3,230,658	A	1/1966	Wuotila	
3,440,755	A	4/1969	Nahigian	
D374,907	S	10/1996	Ketchum	
D447,211	S	8/2001	Kysilka	
D513,634	S *	1/2006	Moody	D22/131
D515,655	S	2/2006	Bechhold	
D635,636	S	4/2011	Bekkala	
D698,001	S *	1/2014	Fors	D22/129
D707,325	S *	6/2014	Li	D22/129

\* cited by examiner

*Primary Examiner* — Catheri Oliver-Garcia

(74) *Attorney, Agent, or Firm* — Maxey Law Offices, PLLC;  
Stephen Lewellyn

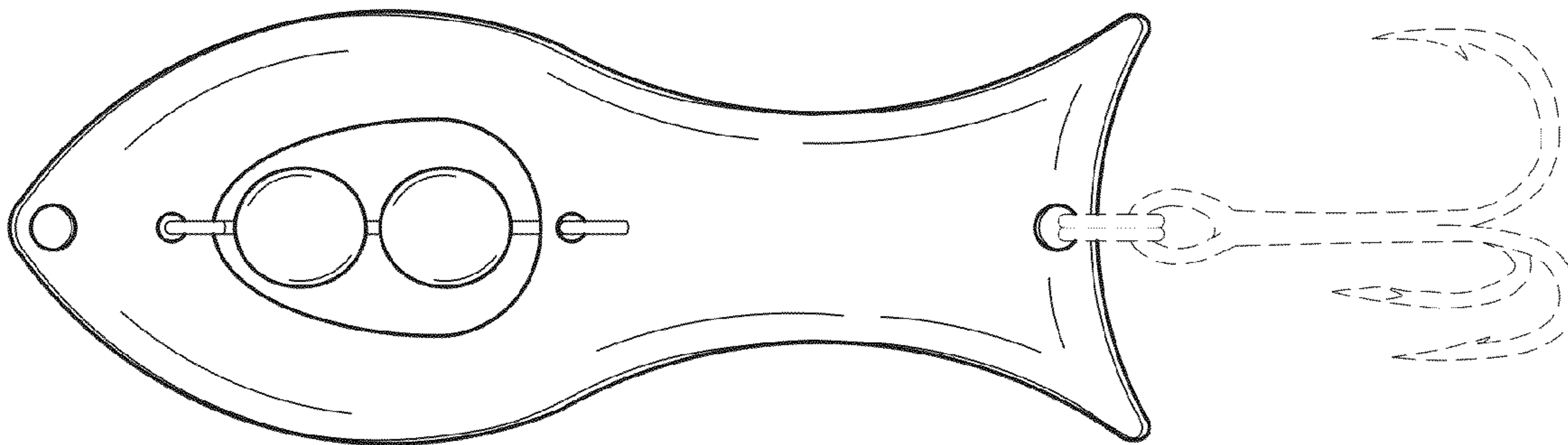
(57) **CLAIM**

The ornamental design for a fishing lure, as shown and described.

**DESCRIPTION**

FIG. 1 is a right elevation view of the fishing lure in accordance with my invention;  
FIG. 2 is a left elevation view of the fishing lure;  
FIG. 3 is a top plan view of the fishing lure;  
FIG. 4 is a bottom plan view of the fishing lure;  
FIG. 5 is a front elevation view of the fishing lure; and,  
FIG. 6 is a rear elevation view of the fishing lure.  
The broken line showing of the hook in FIGS. 1-4 is included for the purpose of illustrating only and forms no part of the claimed design.

**1 Claim, 3 Drawing Sheets**



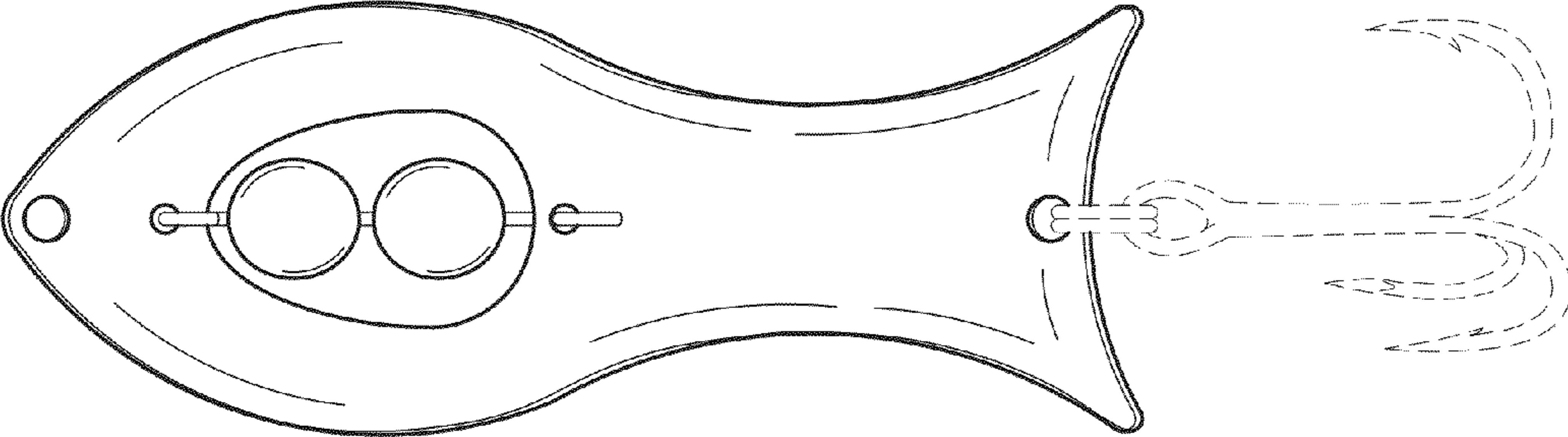


FIG. 1

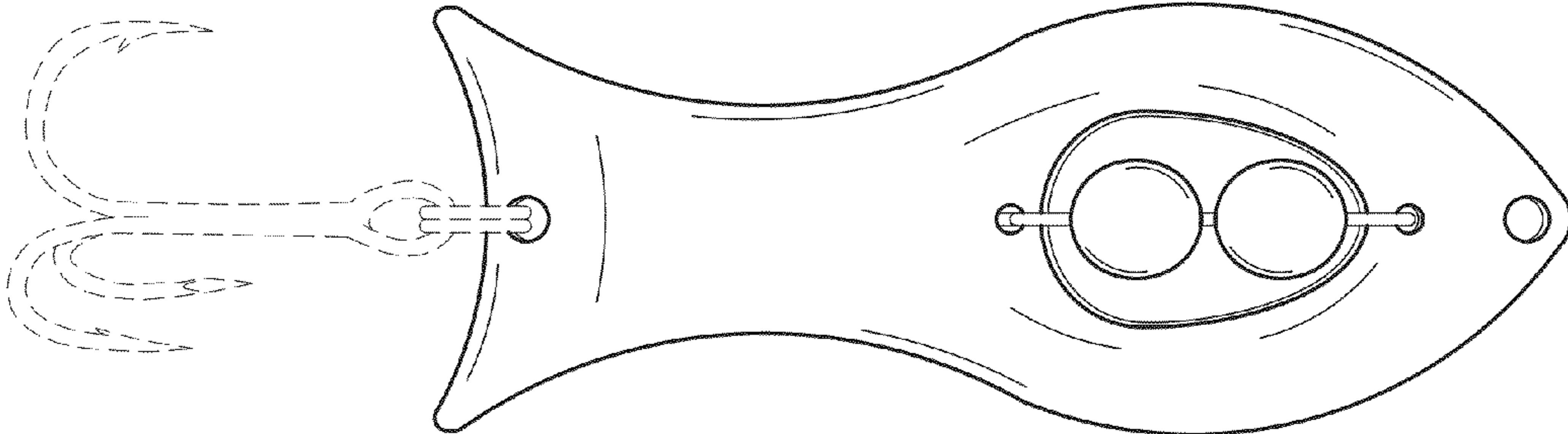


FIG. 2

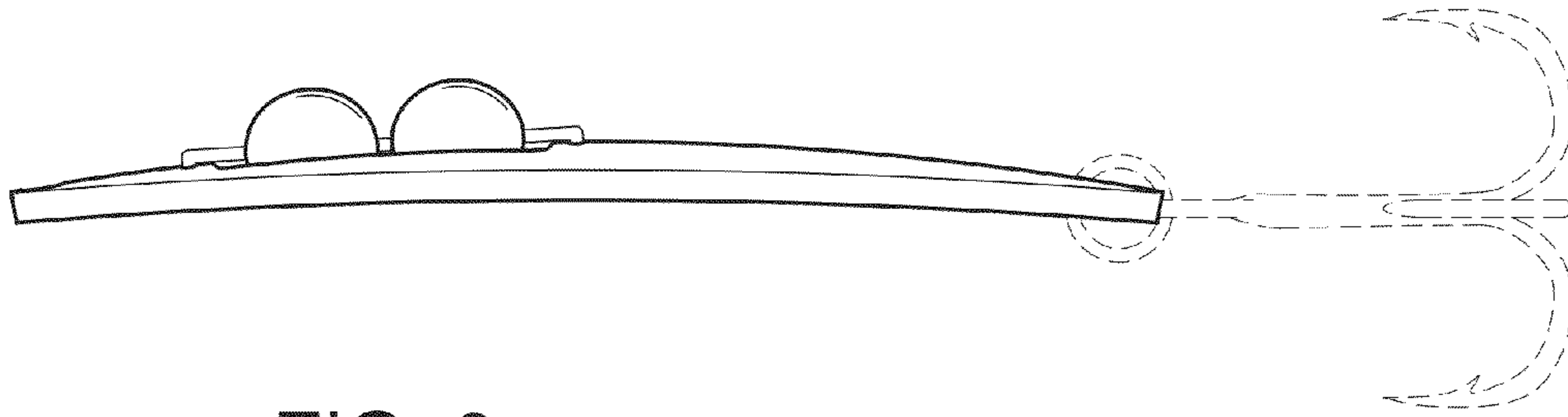


FIG. 3

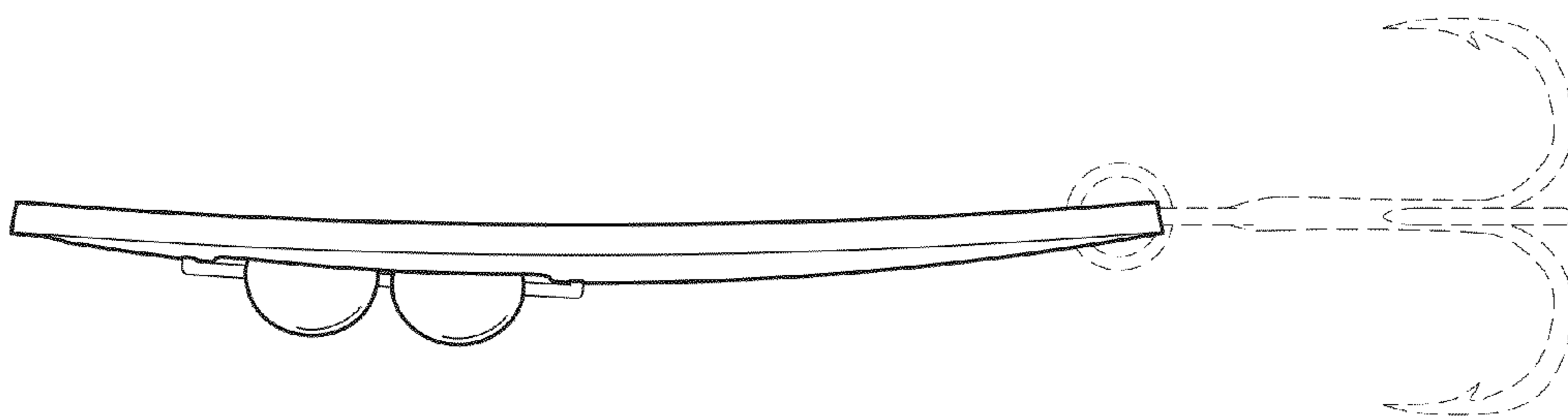


FIG. 4

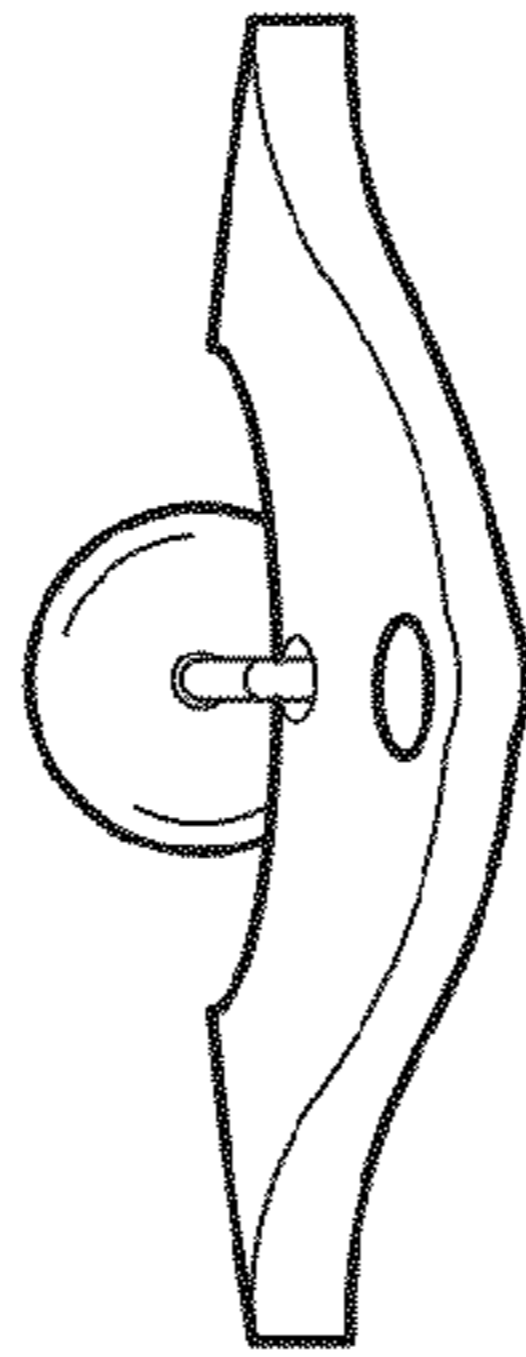


FIG. 5

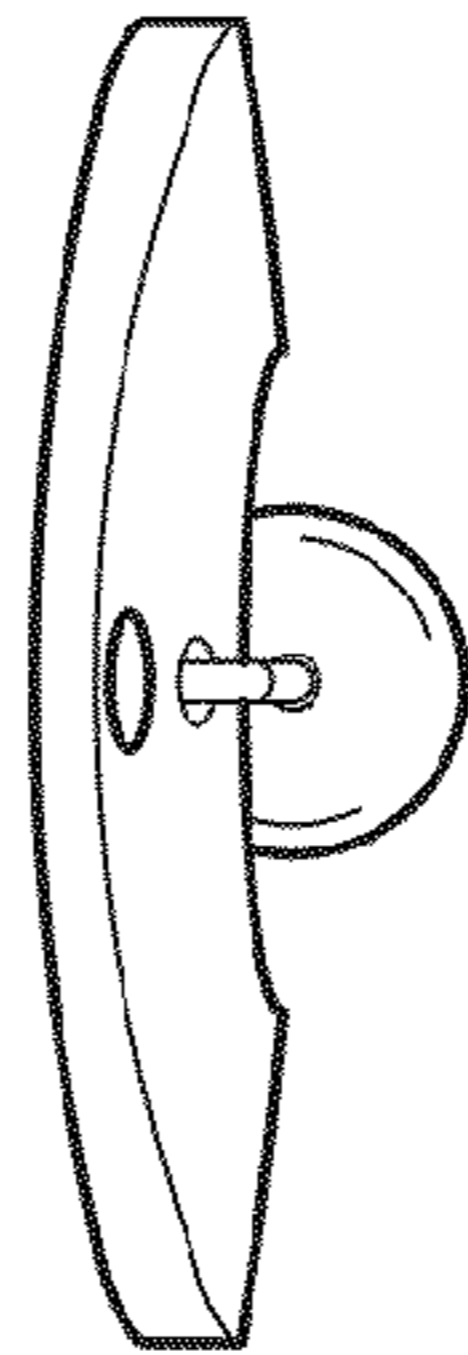


FIG. 6