



US00D713478S

(12) **United States Design Patent**
Southerland

(10) **Patent No.:** **US D713,478 S**

(45) **Date of Patent:** **** Sep. 16, 2014**

(54) **PLUSH TOY**

(71) Applicant: **Sylvia G Southerland**, Wake Forest, NC
(US)

(72) Inventor: **Sylvia G Southerland**, Wake Forest, NC
(US)

(**) Term: **14 Years**

(21) Appl. No.: **29/451,864**

(22) Filed: **Apr. 9, 2013**

(51) **LOC (10) Cl.** **21-01**

(52) **U.S. Cl.**
USPC **D21/650**

(58) **Field of Classification Search**
USPC D21/576-578, 585, 587-588, 650;
446/72-73, 97-98, 268-269, 297, 369;
D6/598; D11/158, 162; D30/160
See application file for complete search history.

(56) **References Cited**

U.S. PATENT DOCUMENTS

D408,196 S *	4/1999	Bear	D6/598
D427,650 S *	7/2000	Cavellier	D21/650
D454,928 S *	3/2002	Hornsby et al.	D21/650
6,604,977 B2 *	8/2003	Saito et al.	446/97
D483,820 S *	12/2003	Weiser et al.	D21/650
D486,421 S *	2/2004	Weiser et al.	D11/162

D607,764 S *	1/2010	Lin	D21/650
D621,888 S *	8/2010	Rappaport-Rowan	D21/650
D682,368 S *	5/2013	Mimlitch et al.	D21/650

* cited by examiner

Primary Examiner — Sandra Morris

(74) *Attorney, Agent, or Firm* — QuickPatents; Kevin Prince

(57) **CLAIM**

I claim the ornamental design for a plush toy, as shown and described.

DESCRIPTION

FIG. 1 is an exploded top perspective view of a plush toy, showing my new design with removable discs of the design exploded away;

FIG. 2 is an exploded bottom perspective view thereof, illustrated with lower wings in a raised position;

FIG. 3 is a front elevational view thereof, illustrated with lower wings in a lowered position;

FIG. 4 is a rear elevational view of FIG. 3;



FIG. 5 is a right-side elevational view of FIG. 3, the left-side elevational view being a mirror image thereof;

FIG. 6 is a top plan view of FIG. 3; and,

FIG. 7 is a bottom plan view of FIG. 3.

The broken lines showing an arm band attachment in FIGS. 1 and 2 and a pocket closure tab on the top of the design, and a pocket in FIGS. 2 and 7, depict environmental matter and form no part of the claimed design.

1 Claim, 5 Drawing Sheets






FIG. 1



FIG. 2




FIG. 3

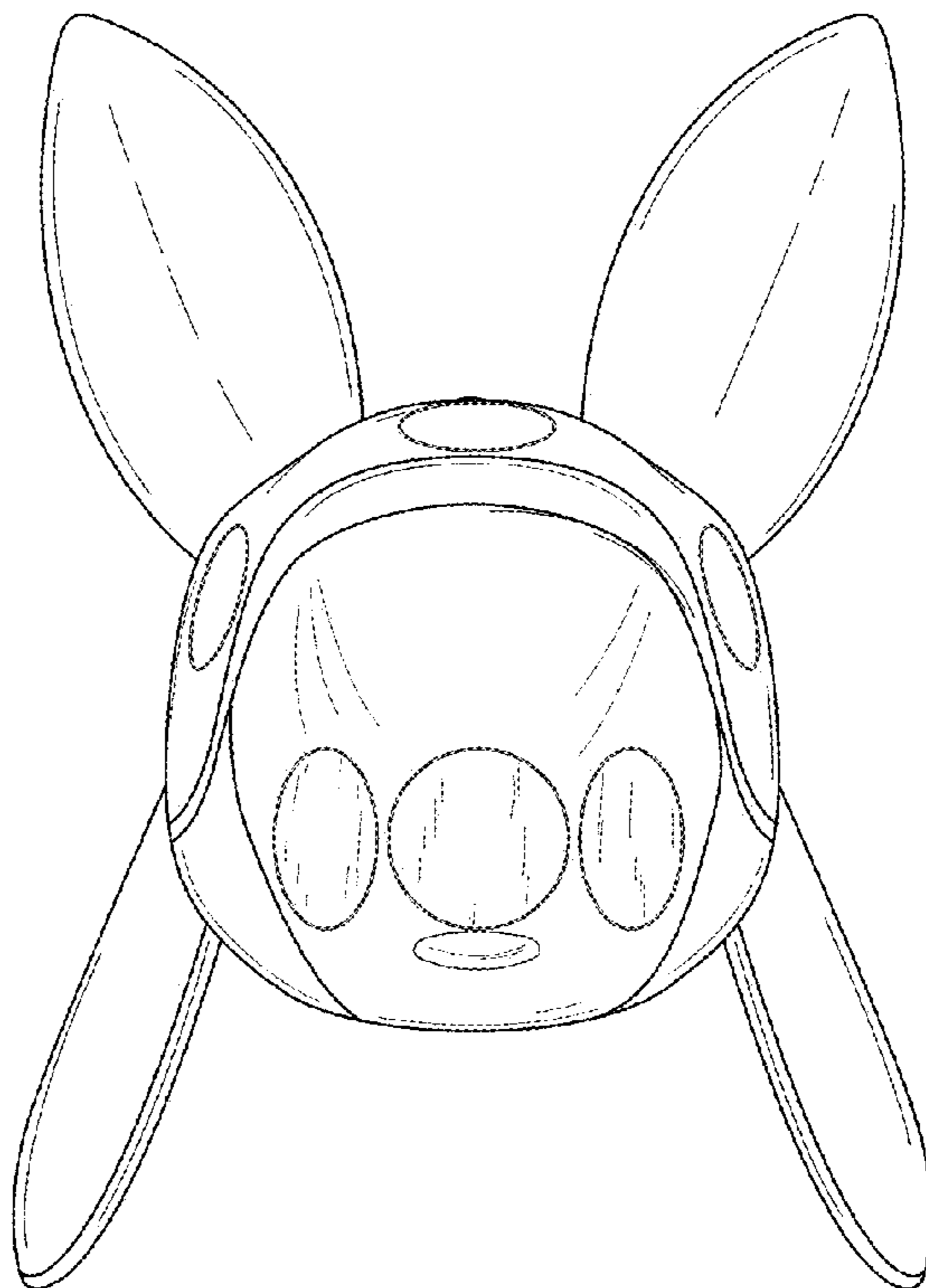


FIG. 4




FIG. 5

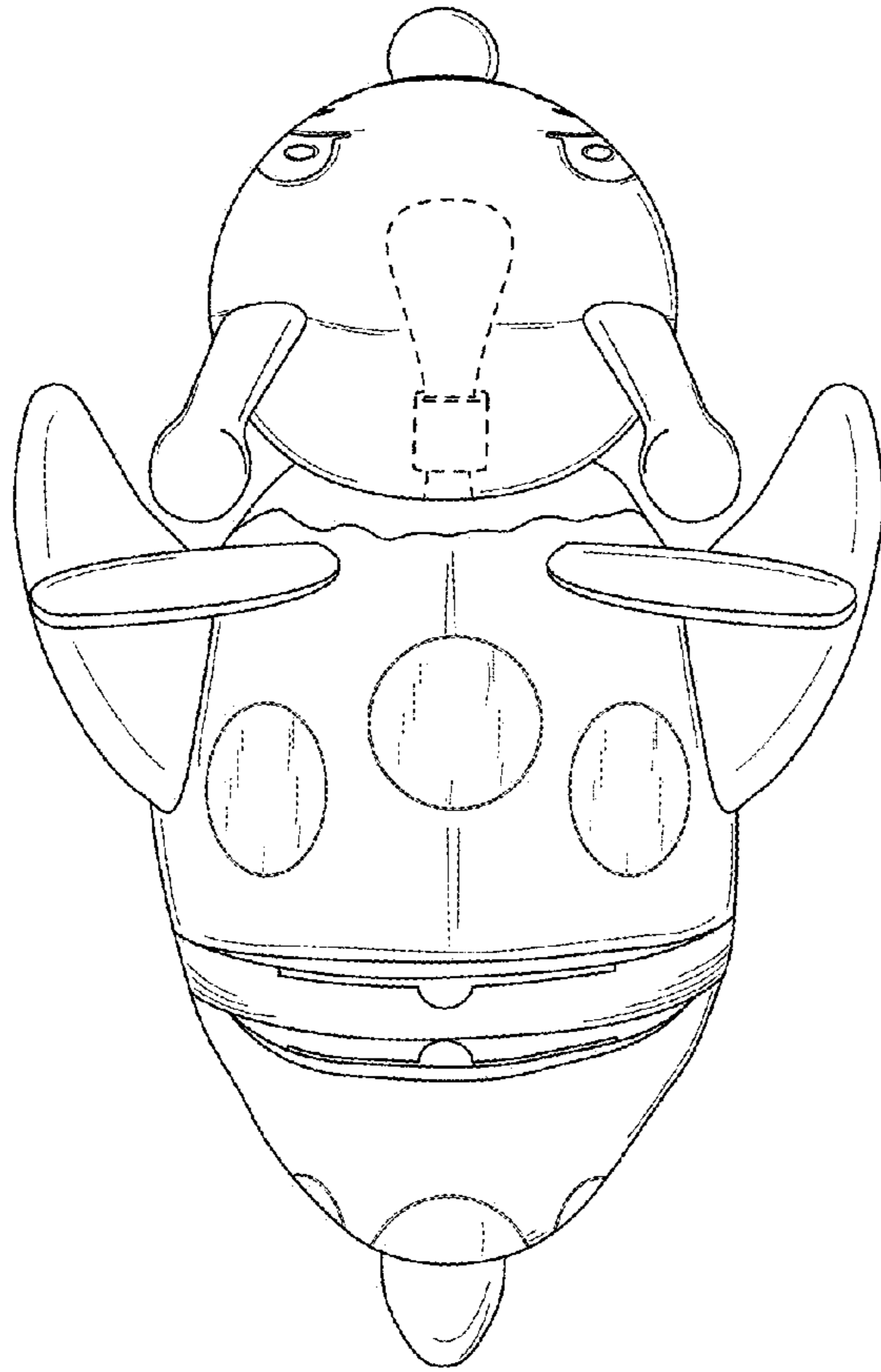


FIG. 6

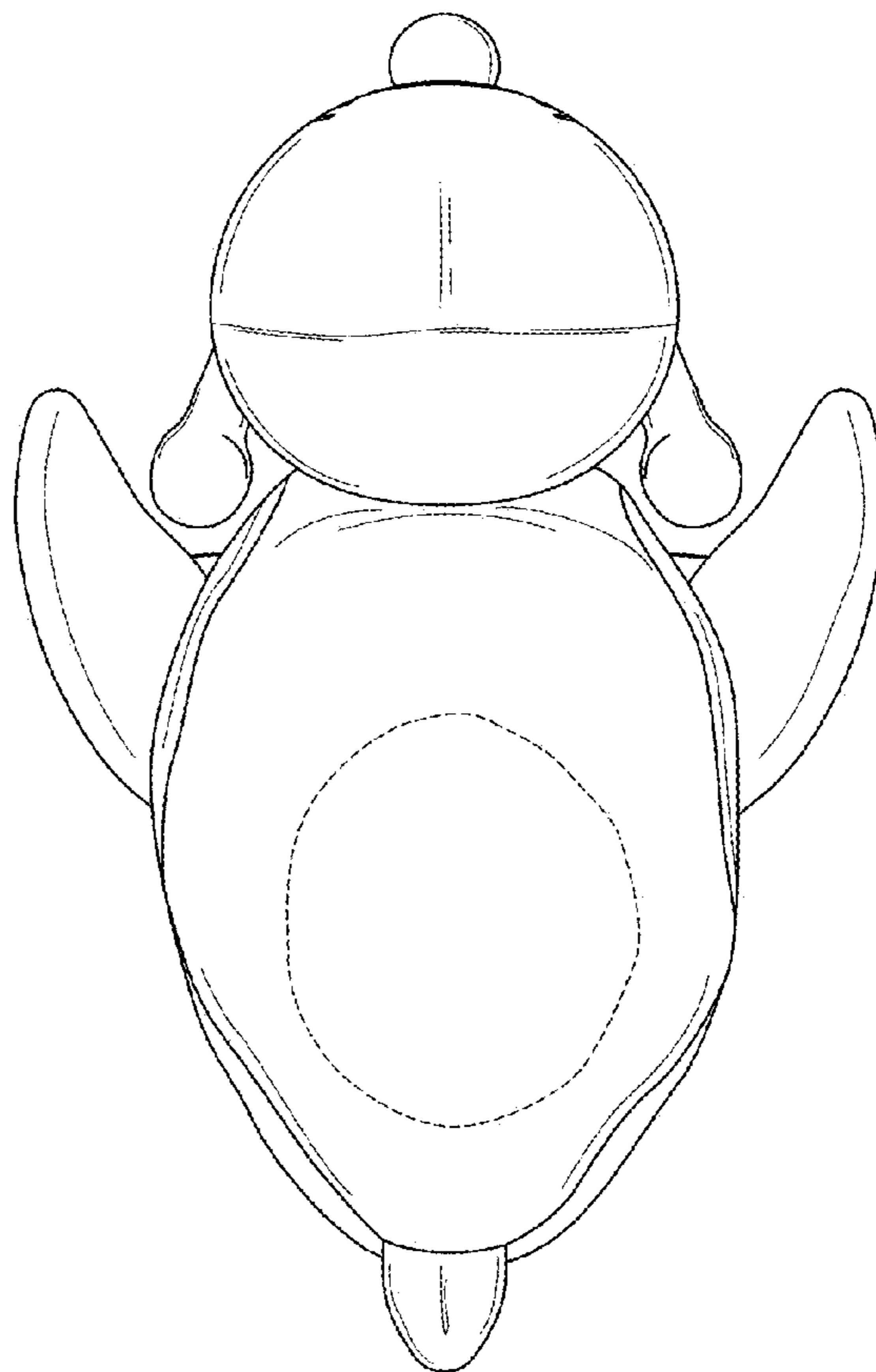


FIG. 7