



US00D713421S

(12) **United States Design Patent**
Kaneta

(10) **Patent No.:** **US D713,421 S**

(45) **Date of Patent:** **** Sep. 16, 2014**

(54) **STEREO HANDSET**

(71) Applicant: **Sony Mobile Communications AB,**
Lund (SE)

(72) Inventor: **Naoe Kaneta,** Tokyo (JP)

(73) Assignee: **Sony Mobile Communications AB,**
Lund (SE)

(**) Term: **14 Years**

(21) Appl. No.: **29/467,299**

(22) Filed: **Sep. 18, 2013**

(30) **Foreign Application Priority Data**

Jul. 18, 2013 (EM) 002276451

(51) **LOC (10) Cl.** **14-03**

(52) **U.S. Cl.**
USPC **D14/496**

(58) **Field of Classification Search**

CPC H04S 5/00; H04S 7/00; H04R 5/00;
H04R 2410/00

USPC D14/496, 401, 435, 474, 483, 217, 137,
D14/138, 160, 168, 356, 203.1–203.8, 507,
D14/140, 140.7; 345/156, 169, 173–179,
345/905; 715/727–729, 864; 710/1, 5, 8;
713/1, 600; 455/1.1, 1.7, 73, 344–347,
455/93, 95, 3.01–3.06, 550.1, 573.1;
370/342–344; 369/1, 2, 6–12;
463/43–47; 273/148 B

See application file for complete search history.

(56) **References Cited**

U.S. PATENT DOCUMENTS

4,811,314	A *	3/1989	Alves	369/10
5,265,023	A *	11/1993	Sokkappa	701/120
D377,648	S *	1/1997	Young	D14/501
5,719,799	A *	2/1998	Isashi	708/105
D410,464	S *	6/1999	Hakoda	D14/501
6,046,754	A *	4/2000	Stanek	345/169
6,795,381	B2 *	9/2004	Ando et al.	369/30.03
D537,808	S *	3/2007	Lee	D14/203.7
D662,488	S *	6/2012	Yeo	D14/203.7

FOREIGN PATENT DOCUMENTS

KR	300478828	2/2008
KR	300481327	2/2008

* cited by examiner

Primary Examiner — Prabhakar Deshmukh

(74) *Attorney, Agent, or Firm* — Renner, Otto, Boisselle & Sklar, LLP

(57) **CLAIM**

The ornamental design for a stereo handset, as shown and described.

DESCRIPTION

FIG. 1 is a perspective view of a stereo handset showing my new design.

FIG. 2 is a front view thereof.

FIG. 3 is a rear view thereof.

FIG. 4 is a left side view thereof

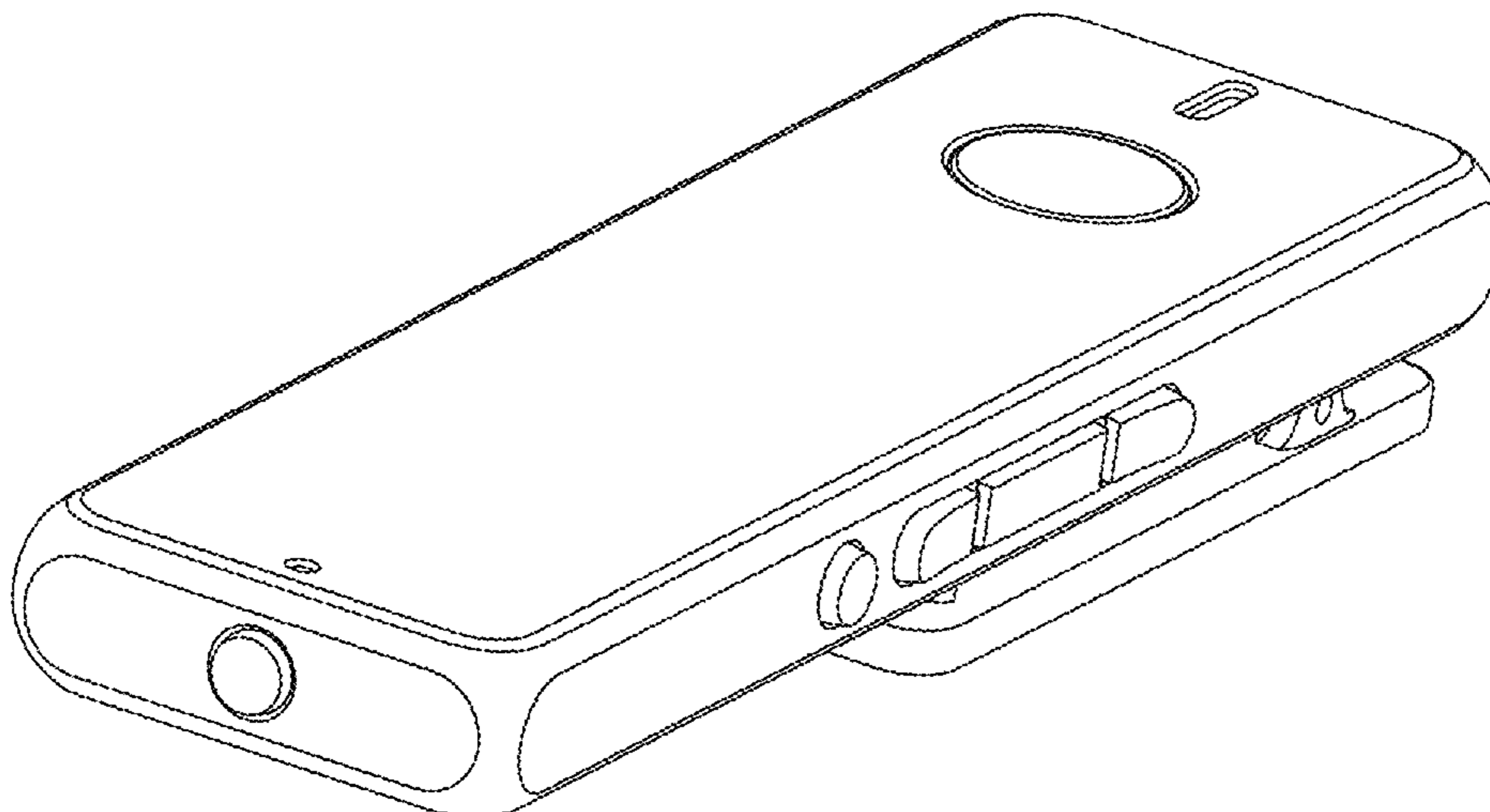
FIG. 5 is a right side view thereof.

FIG. 6 is a bottom view thereof; and,

FIG. 7 is a top view thereof.

The broken lines indicate unclaimed portions and form no part of the claimed design.

1 Claim, 4 Drawing Sheets



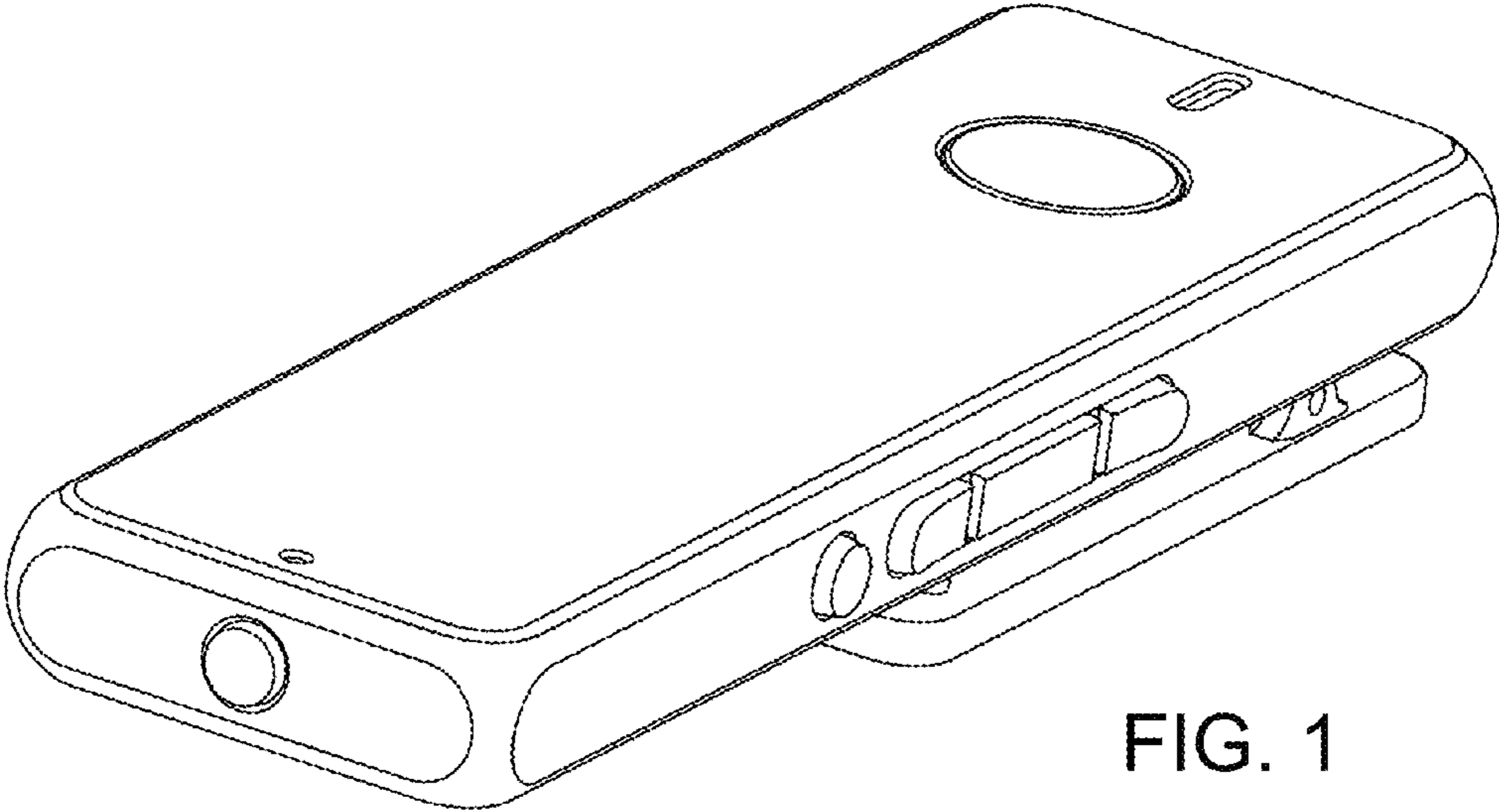


FIG. 1

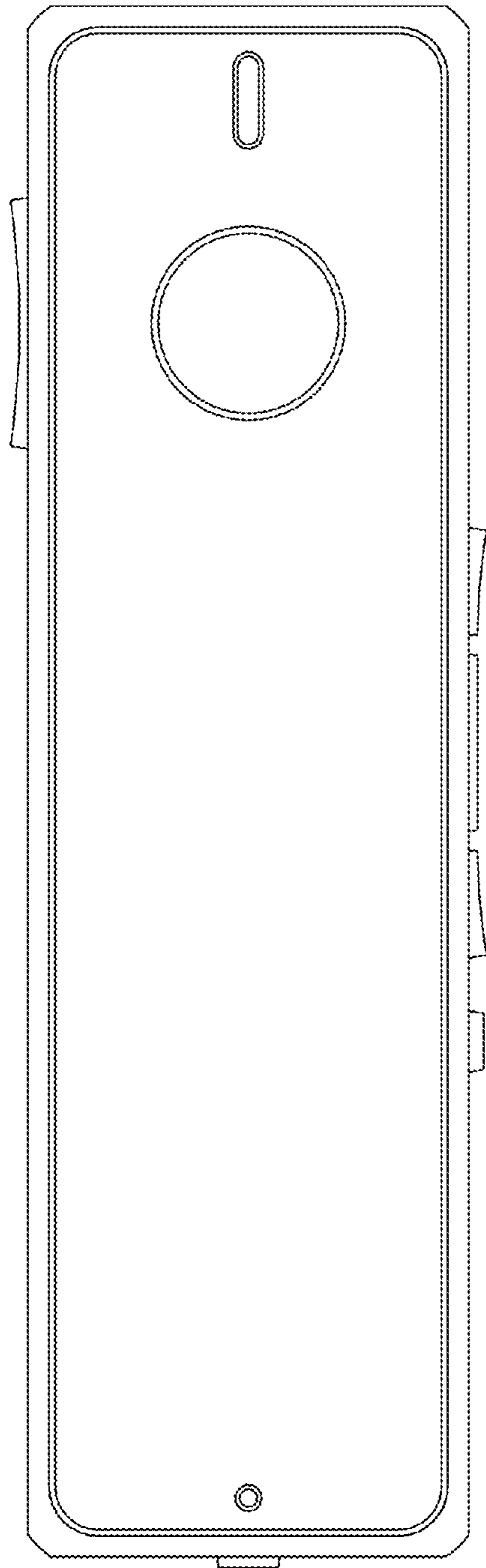


FIG. 2

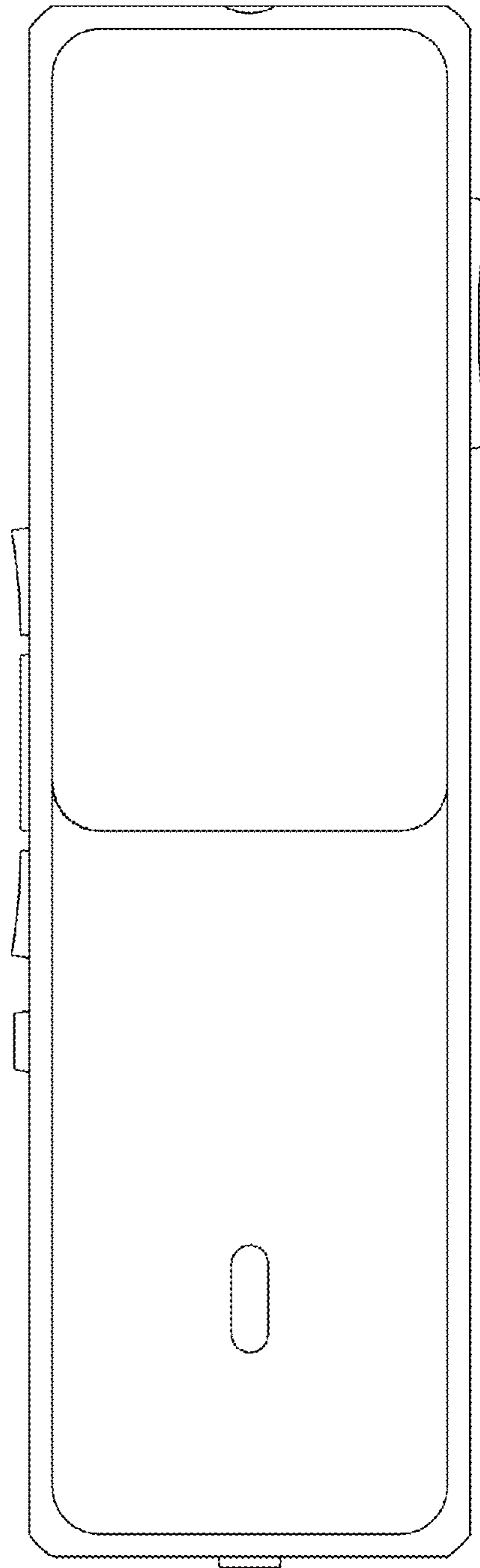


FIG. 3

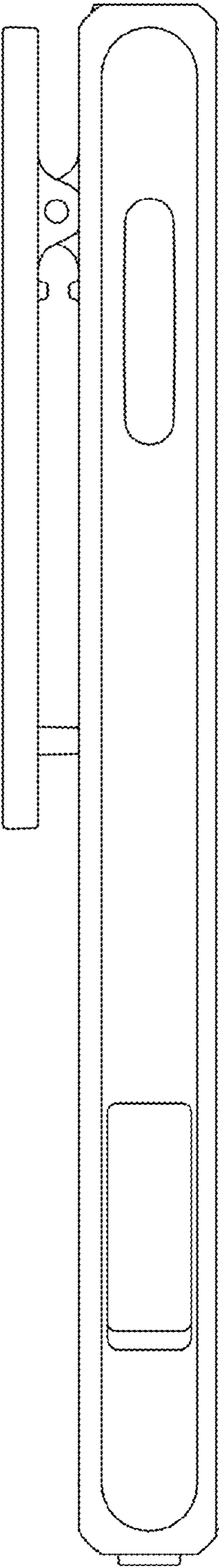


FIG. 4

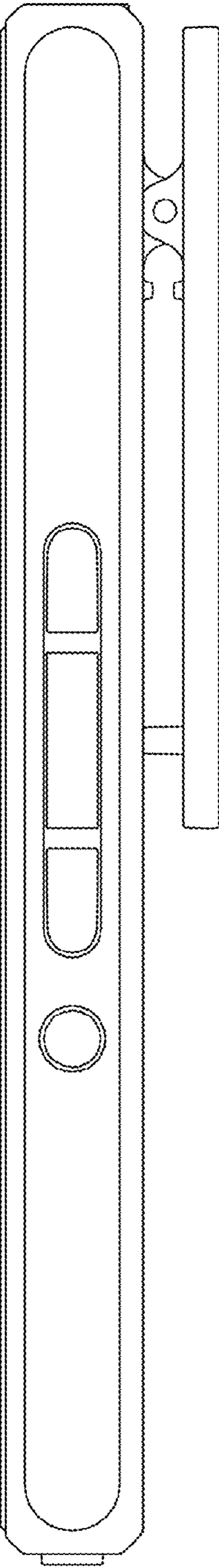


FIG. 5

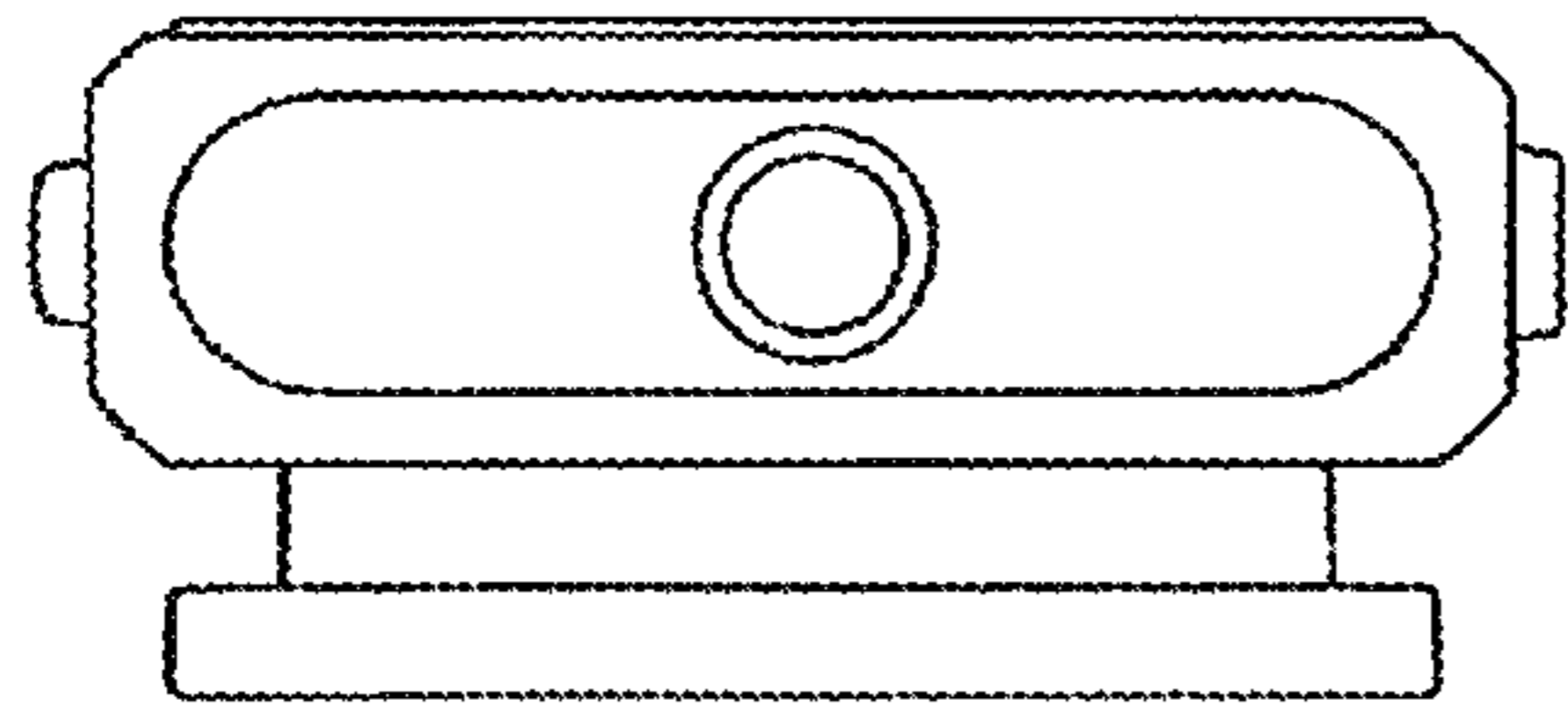


FIG. 6

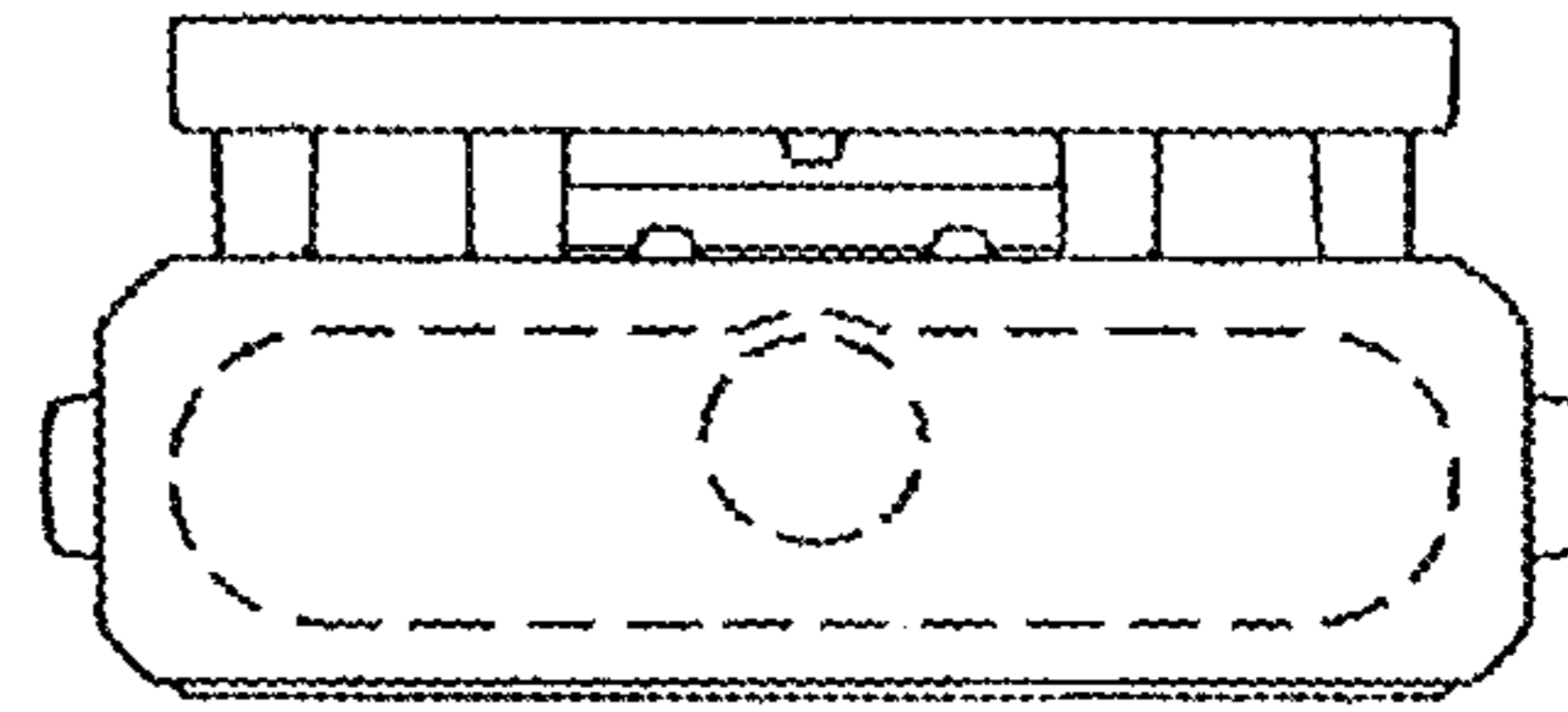


FIG. 7