



US00D713420S

(12) **United States Design Patent**
Dallmeyer et al.

(10) **Patent No.:** **US D713,420 S**
(45) **Date of Patent:** **** Sep. 16, 2014**

(54) **ELECTRONIC HOUSING**
(71) Applicant: **Microsoft Corporation**, Redmond, WA (US)
(72) Inventors: **Scott Dallmeyer**, Seattle, WA (US);
Carl J. Ledbetter, Mercer Island, WA (US); **Joel B. Jacobs**, Seattle, WA (US);
Audrey C. Louchart, Seattle, WA (US);
Saro Nalbandian, Redmond, WA (US)

D543,954 S 6/2007 Hayes et al.
D543,955 S 6/2007 Hayes et al.
D543,956 S 6/2007 Hayes et al.
D557,680 S * 12/2007 Corsini D14/168
D568,276 S * 5/2008 Ikeda et al. D14/365
D576,686 S * 9/2008 Ashida et al. D21/332
D606,094 S * 12/2009 Kimura D14/496
D647,918 S 11/2011 Ledbetter et al.
D657,788 S 4/2012 Ledbetter et al.
D665,424 S 8/2012 Ledbetter et al.
D666,680 S * 9/2012 Mercier et al. D21/333
D680,174 S * 4/2013 Mercier et al. D21/333

(73) Assignee: **Microsoft Corporation**, Redmond, WA (US)

(**) Term: **14 Years**

(21) Appl. No.: **29/449,146**

(22) Filed: **Mar. 14, 2013**

(51) **LOC (10) Cl.** **14-03**

(52) **U.S. Cl.**
USPC **D14/495**

(58) **Field of Classification Search**
USPC D14/496, 401, 435, 474, 483, 217, 137,
D14/138, 160, 168, 356, 203.1-203.8, 507;
345/156, 169, 173-179, 905;
715/727-729, 864; 710/1, 5, 8; 713/1,
713/600; 455/1.1, 1.7, 73, 344-347, 93, 95,
455/3.01-3.06, 550.1, 573.1; 370/342-344;
369/1, 2, 6-12; 463/43-47, 29-35;
273/148 B; D21/324-333
See application file for complete search history.

(56) **References Cited**

U.S. PATENT DOCUMENTS

5,914,707 A * 6/1999 Kono 345/173
D452,282 S 12/2001 Stewart et al.
6,908,387 B2 * 6/2005 Hedrick et al. 463/31
6,930,600 B1 * 8/2005 Hsieh 340/539.1
6,941,181 B1 * 9/2005 Mathurin 700/94
7,090,582 B2 * 8/2006 Danieli et al. 463/35

OTHER PUBLICATIONS

Nintendo NES [online], [retrieved on May 14, 2013]. Retrieved from internet, <http://gamesdbase.com/system-nintendo_nes.aspx/>.

* cited by examiner

Primary Examiner — Prabhakar Deshmukh

(74) *Attorney, Agent, or Firm* — Banner & Witcoff, Ltd.

(57) **CLAIM**

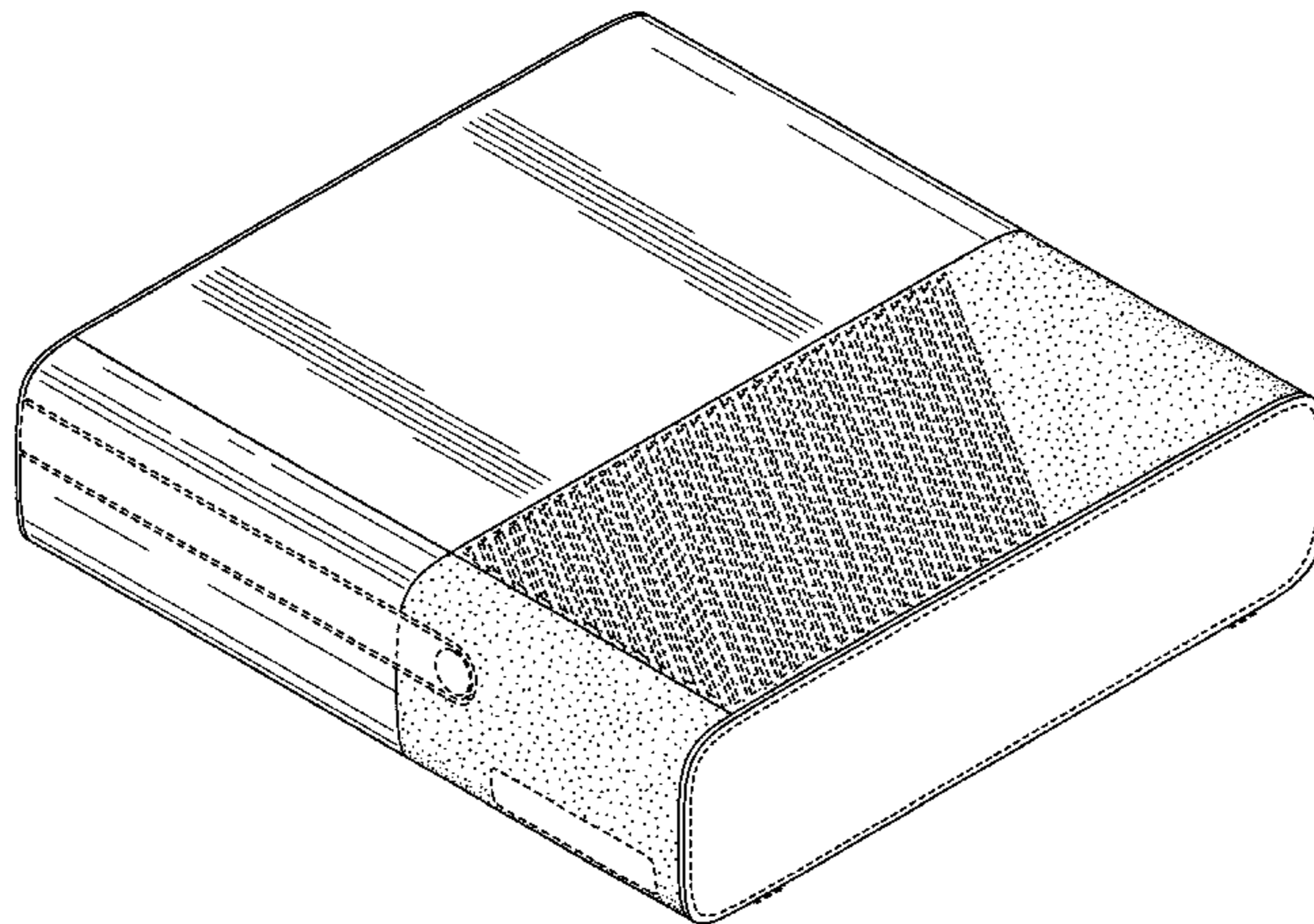
The ornamental design for an electronic housing, as shown and described.

DESCRIPTION

FIG. 1 is a perspective view of an electronic housing showing our new design;
FIG. 2 is a front view thereof;
FIG. 3 is a rear view thereof;
FIG. 4 is a right side view thereof;
FIG. 5 is a left side view thereof;
FIG. 6 is a top view thereof; and,
FIG. 7 is a bottom view thereof.

The broken line showing of the remainder of the electronic housing and the unshaded regions therein in FIGS. 1-7 is for environmental purposes only and forms no part of the claimed design. The difference in shading in FIGS. 1-7 indicates a contrast of appearance and does not depict any particular color, texture, or material.

1 Claim, 7 Drawing Sheets



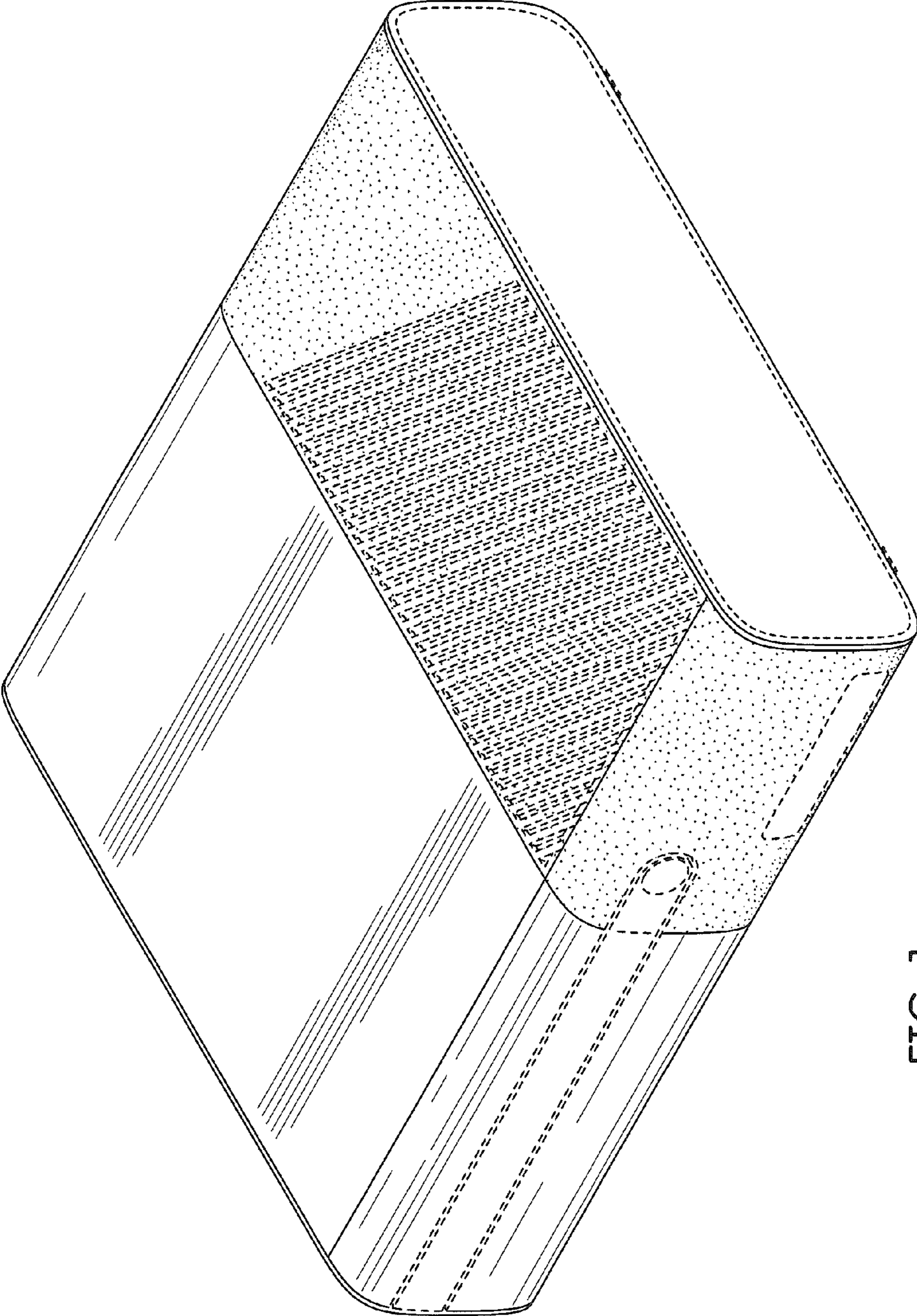


FIG. 1

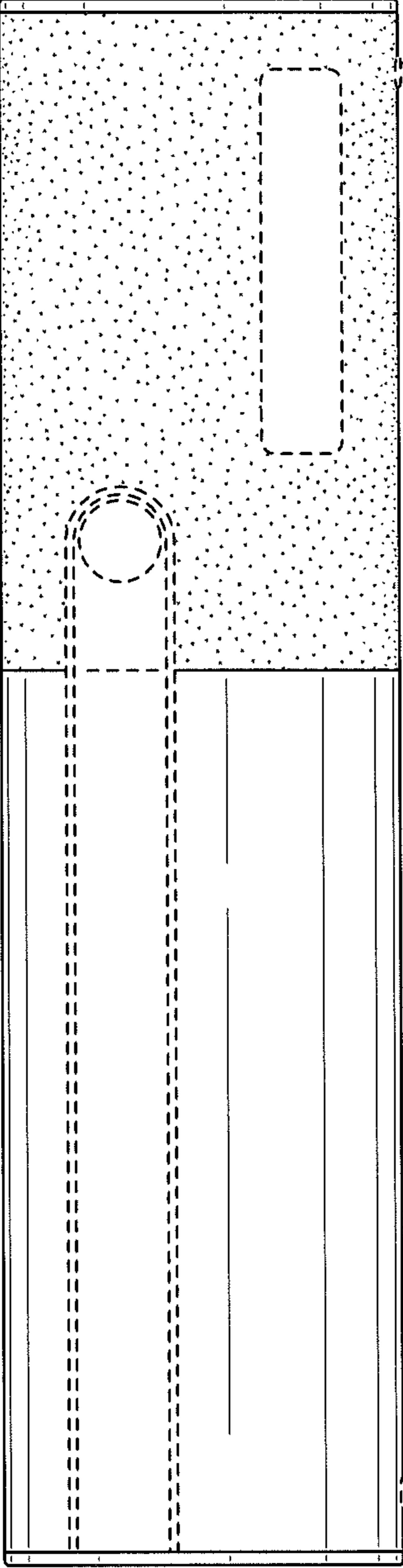


FIG. 2

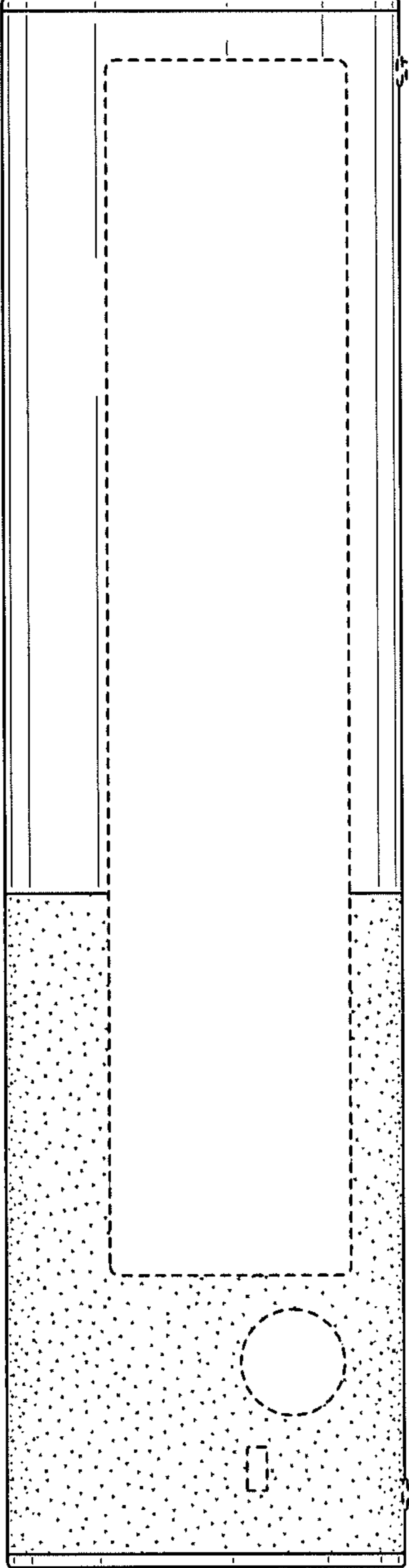


FIG. 3




FIG. 4




FIG. 5

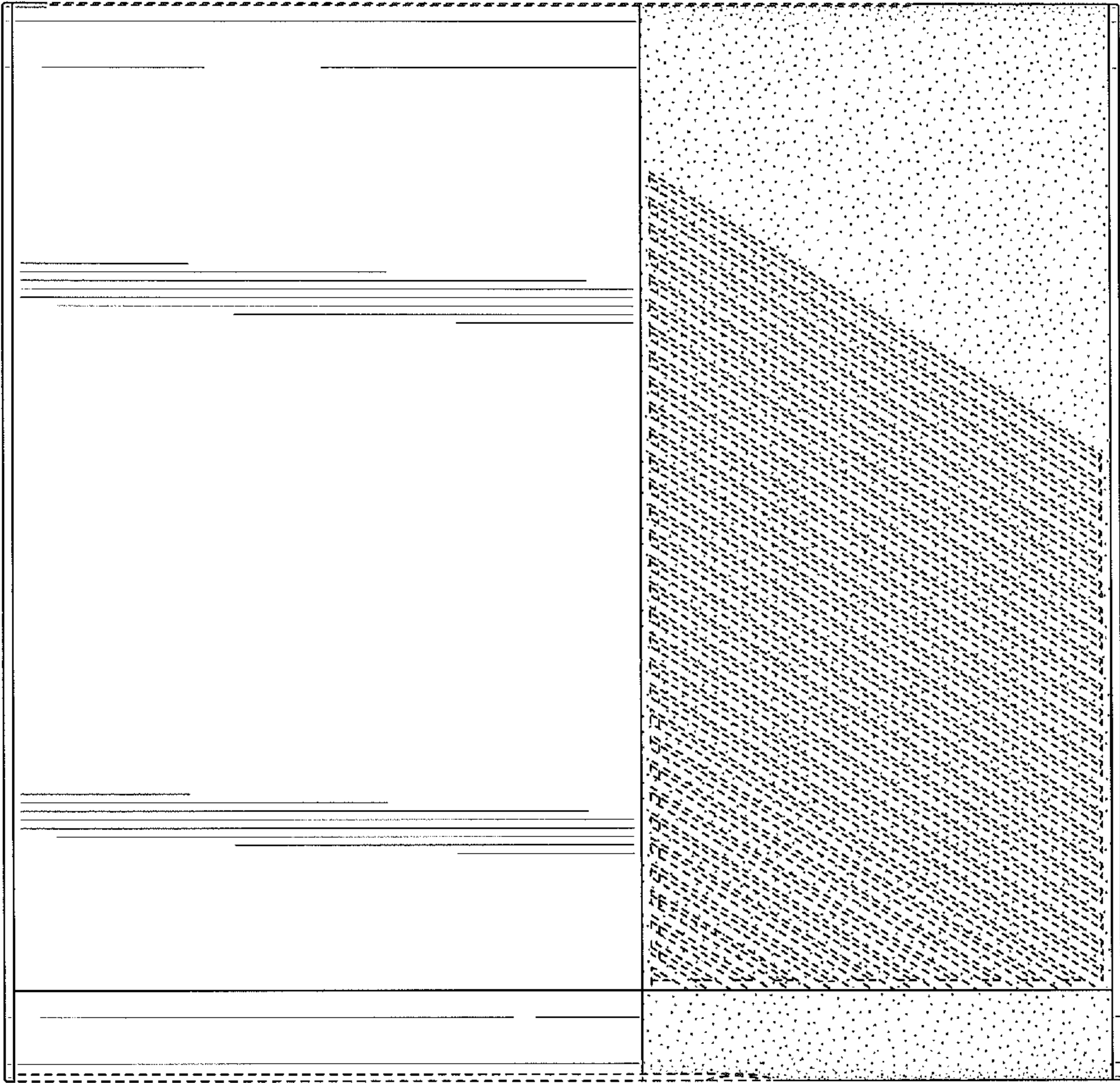


FIG. 6




FIG. 7