



US00D713408S

(12) **United States Design Patent**
Miyazoe et al.

(10) **Patent No.:** **US D713,408 S**

(45) **Date of Patent:** **** Sep. 16, 2014**

(54) **CASE FOR A RECORDING MEDIUM**

5,944,182 A * 8/1999 Williams et al. 206/308.3
5,988,375 A 11/1999 Chang
D420,240 S 2/2000 Sorenson et al.

(75) Inventors: **Daisuke Miyazoe**, Tokyo (JP); **Mayumi Marumoto**, Tokyo (JP); **Shinjiro Komatani**, Tokyo (JP); **Yuhei Yabe**, Tokyo (JP)

(Continued)

(73) Assignee: **Sony Computer Entertainment Inc.**, Tokyo (JP)

FOREIGN PATENT DOCUMENTS

(**) Term: **14 Years**

GB 2093108 1/2000
GB 2097766 5/2000

(Continued)

(21) Appl. No.: **29/371,845**

OTHER PUBLICATIONS

(22) Filed: **Oct. 21, 2011**

Office Action in Taiwanese Design Patent No. 100305849. issued Apr. 18, 2012.

(30) **Foreign Application Priority Data**

(Continued)

Jun. 3, 2011 (JP) D2011-012679

Primary Examiner — Austin Murphy

(51) **LOC (10) Cl.** **14-02**

(74) *Attorney, Agent, or Firm* — Rader, Fishman & Grauer PLLC

(52) **U.S. Cl.**

(57) **CLAIM**

USPC **D14/479**

The ornamental design for a case for a recording medium, as shown.

(58) **Field of Classification Search**

DESCRIPTION

USPC D14/167, 154, 168, 188, 496, 156, 160, D14/161, 162, 163, 164, 165, 158, 203.1, D14/341, 346, 342, 345, 225, 226, 228, 227, D14/214, 424, 432, 505; 455/351, 350; D10/67; D12/400; 369/44.14, 44.32; 700/94; 361/679.01; 244/1 R

FIG. 1 is a front, bottom, right perspective view of a case for a recording medium showing our new design; FIG. 2 is a rear, bottom, left perspective view thereof; FIG. 3 is a front elevational view thereof; FIG. 4 is a rear elevational view thereof; FIG. 5 is a left side elevational view thereof; FIG. 6 is a right side elevational view thereof; FIG. 7 is a top plan view thereof; and FIG. 8 is a bottom plan view thereof. FIG. 9 is a front elevational view thereof in a closed state; FIG. 10 is a rear elevational view thereof; FIG. 11 is a left side elevational view thereof; FIG. 12 is a right side elevational view thereof; and FIG. 13 is a top plan view thereof, a bottom plan view thereof being a mirror image.



See application file for complete search history.

(56) **References Cited**

1 Claim, 8 Drawing Sheets

U.S. PATENT DOCUMENTS

D289,874 S * 5/1987 Sutoh et al. D14/479
D301,341 S * 5/1989 Miyashita D14/479
D350,115 S * 8/1994 Iftikar et al. D14/479
D363,926 S * 11/1995 Iftikar et al. D14/479
D394,050 S * 5/1998 Funawatari D14/479
D396,228 S * 7/1998 Yao D14/479



(56)

References Cited

U.S. PATENT DOCUMENTS

D429,733 S * 8/2000 Jones et al. D14/479
D437,171 S 2/2001 Cuadrado-Serena
D437,520 S 2/2001 Choi
6,206,186 B1 3/2001 Cerda-Vilaplana et al.
D450,973 S 11/2001 Bieda
D451,747 S 12/2001 Tang
D456,251 S * 4/2002 Beeks D9/418
D470,498 S * 2/2003 Argumedo et al. D14/435
D477,143 S 7/2003 Nagata et al.
D506,207 S * 6/2005 Kitaoka D14/479
D519,772 S 5/2006 Jun
D522,302 S 6/2006 Goto
D543,067 S 5/2007 Ng
D564,822 S 3/2008 Goto
D605,887 S 12/2009 Lau

D614,904 S 5/2010 Lau
2007/0012583 A1 1/2007 Choi et al.
2013/0299369 A1* 11/2013 Komatani et al. 206/307

FOREIGN PATENT DOCUMENTS

GB 2097798 5/2000
GB 2097613 11/2000
GB 3005120 7/2002
KR 30-0379201 S 4/2005
RU 59025 S 5/2006

OTHER PUBLICATIONS

Office Action in Russian Patent Application No. 2011503500, dated Aug. 8, 2012.

Office Action issued in Chilean Patent Application No. 2614-11.

* cited by examiner

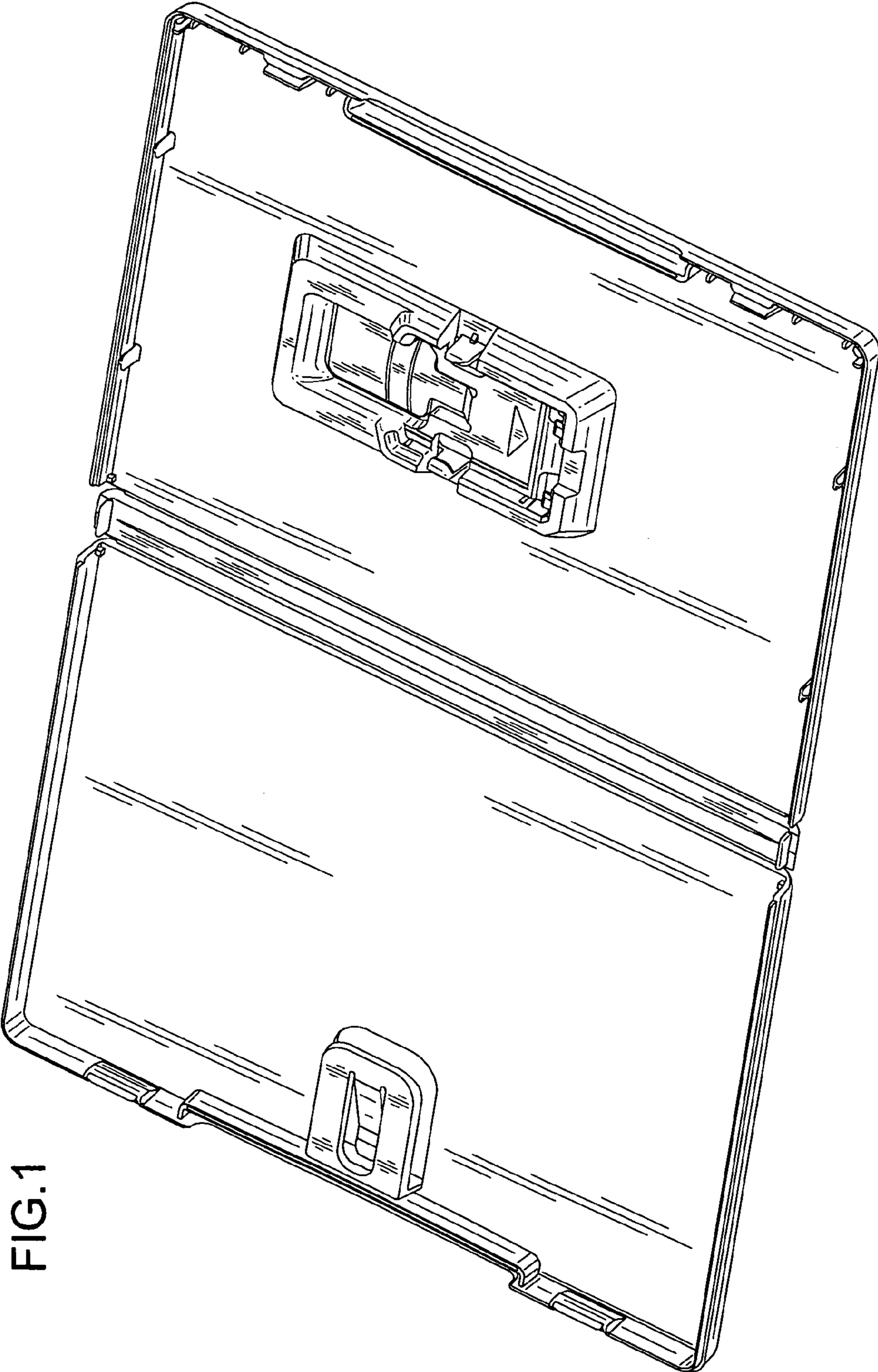


FIG.1




FIG.2

FIG.3

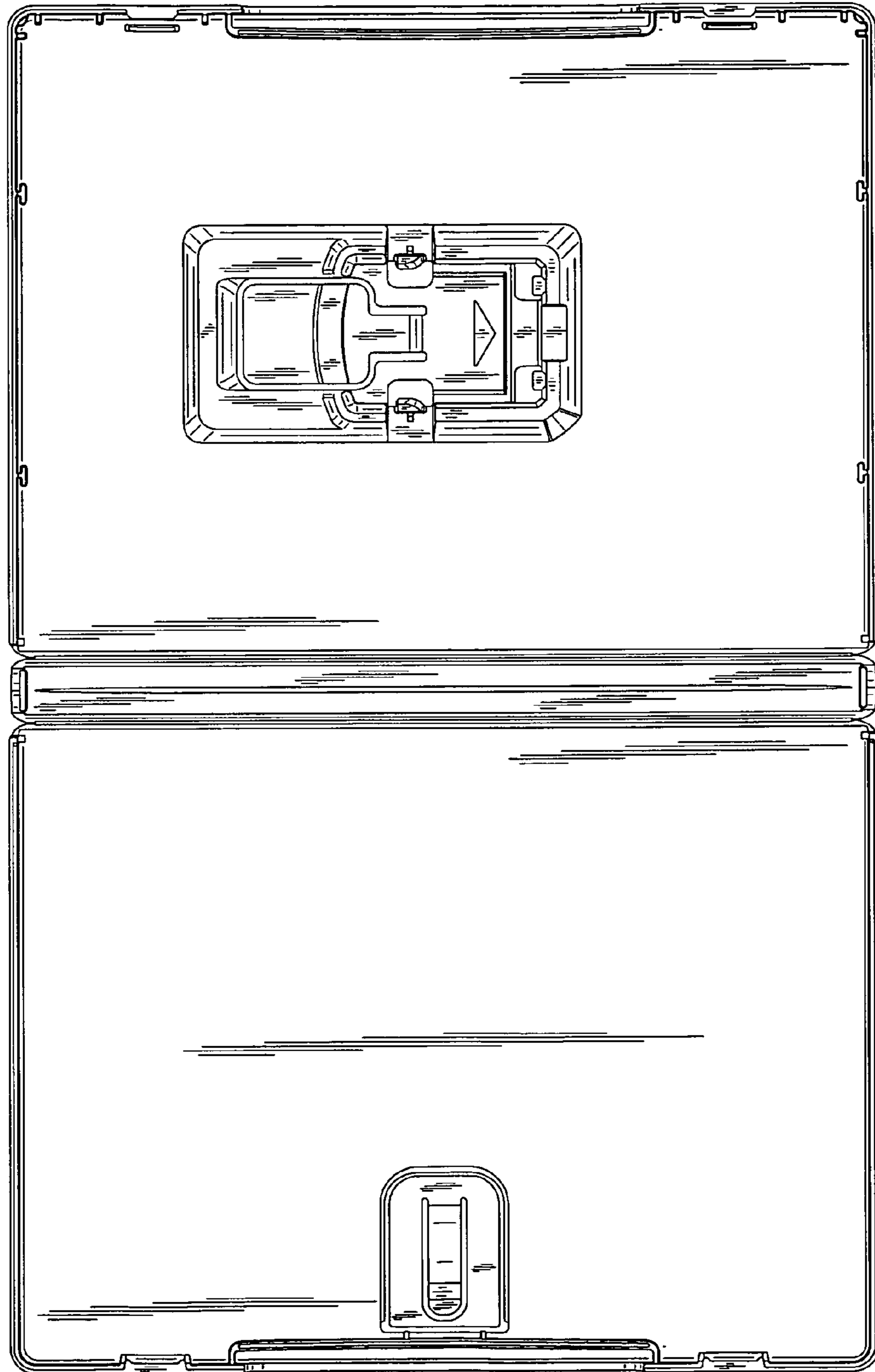


FIG.4

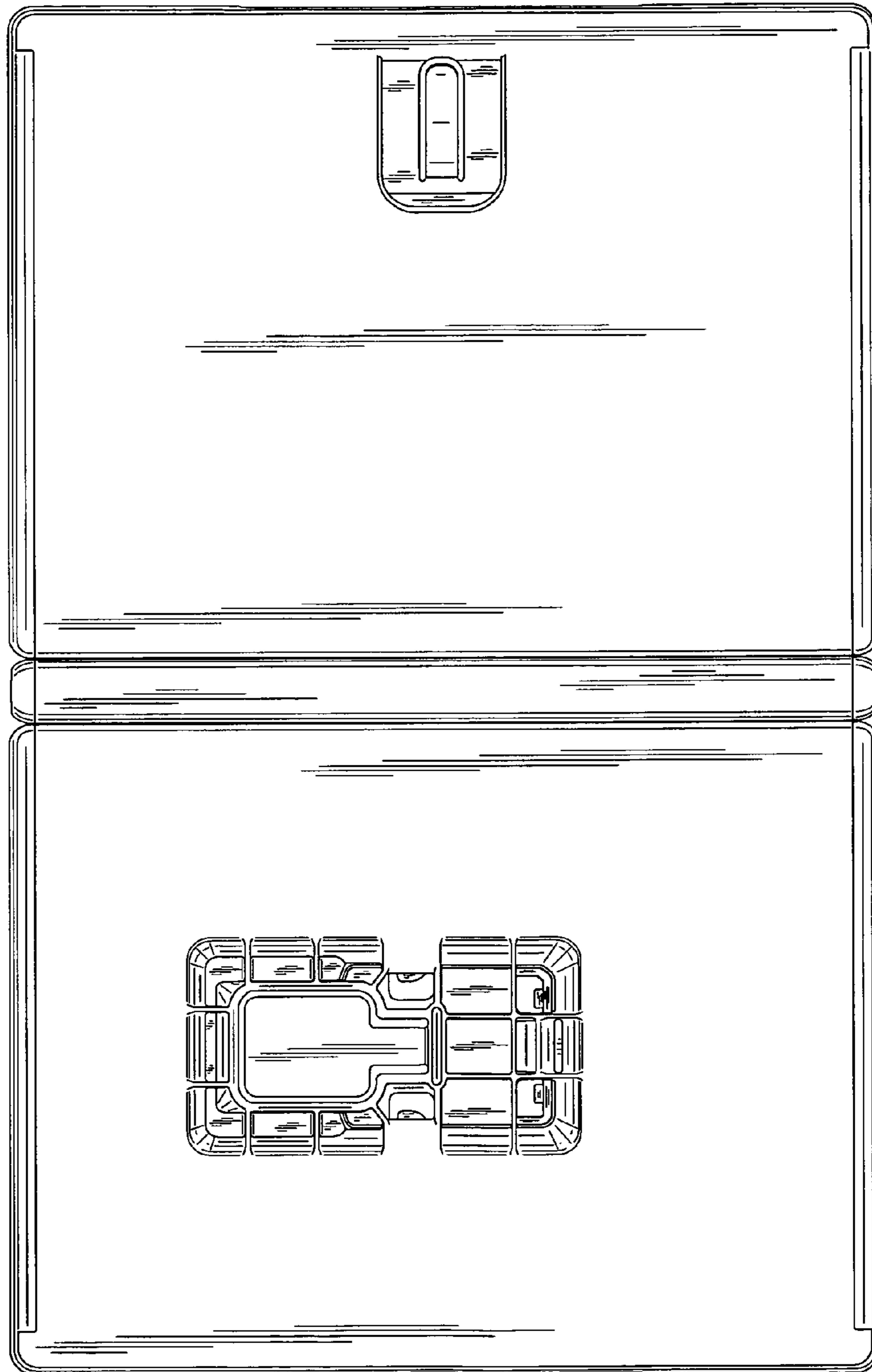


FIG.5

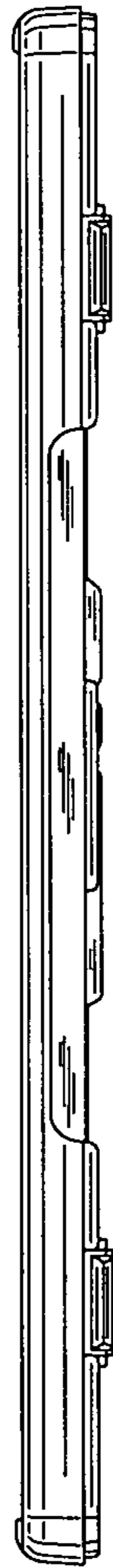


FIG.6



FIG.7



FIG.8



FIG.10

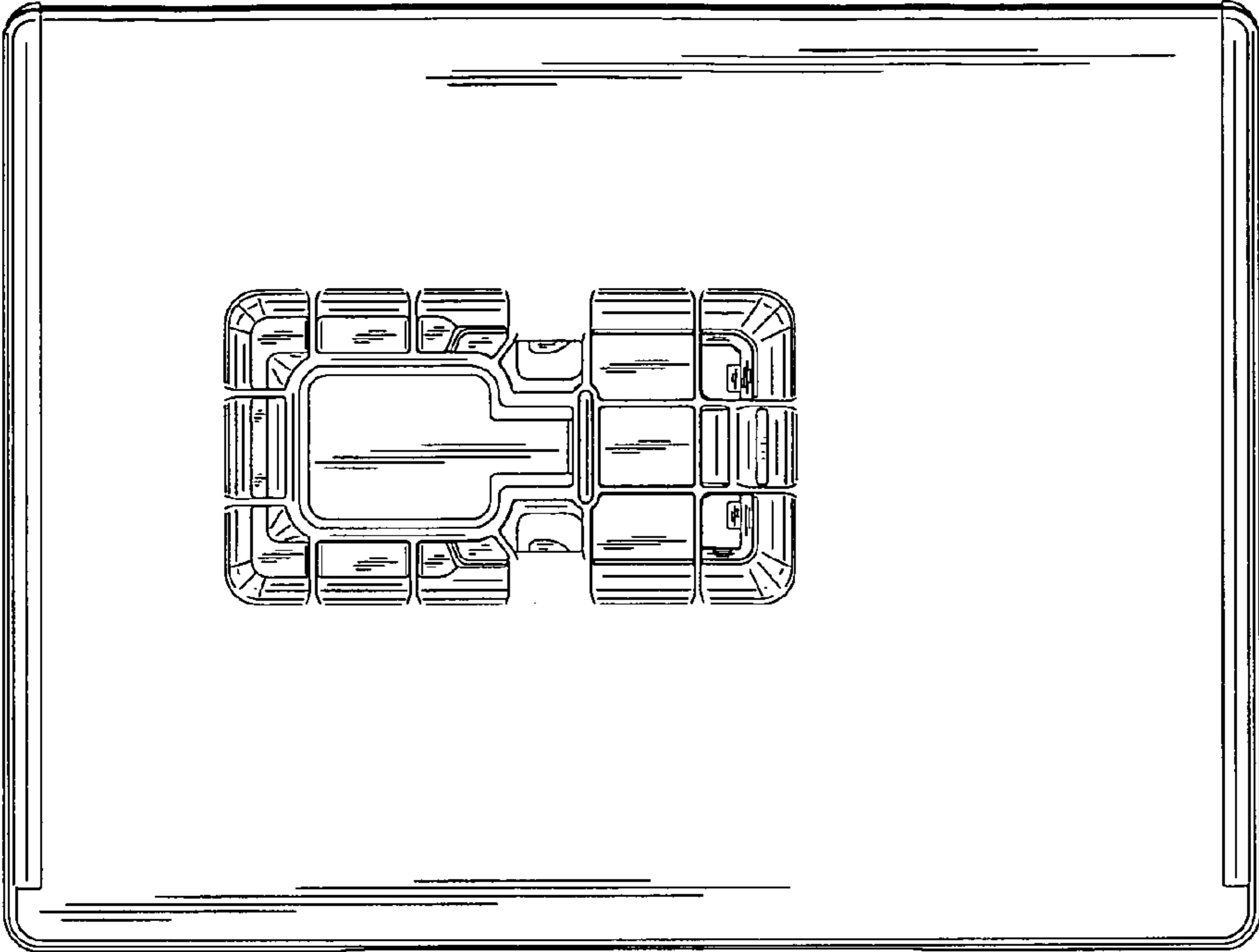


FIG.9

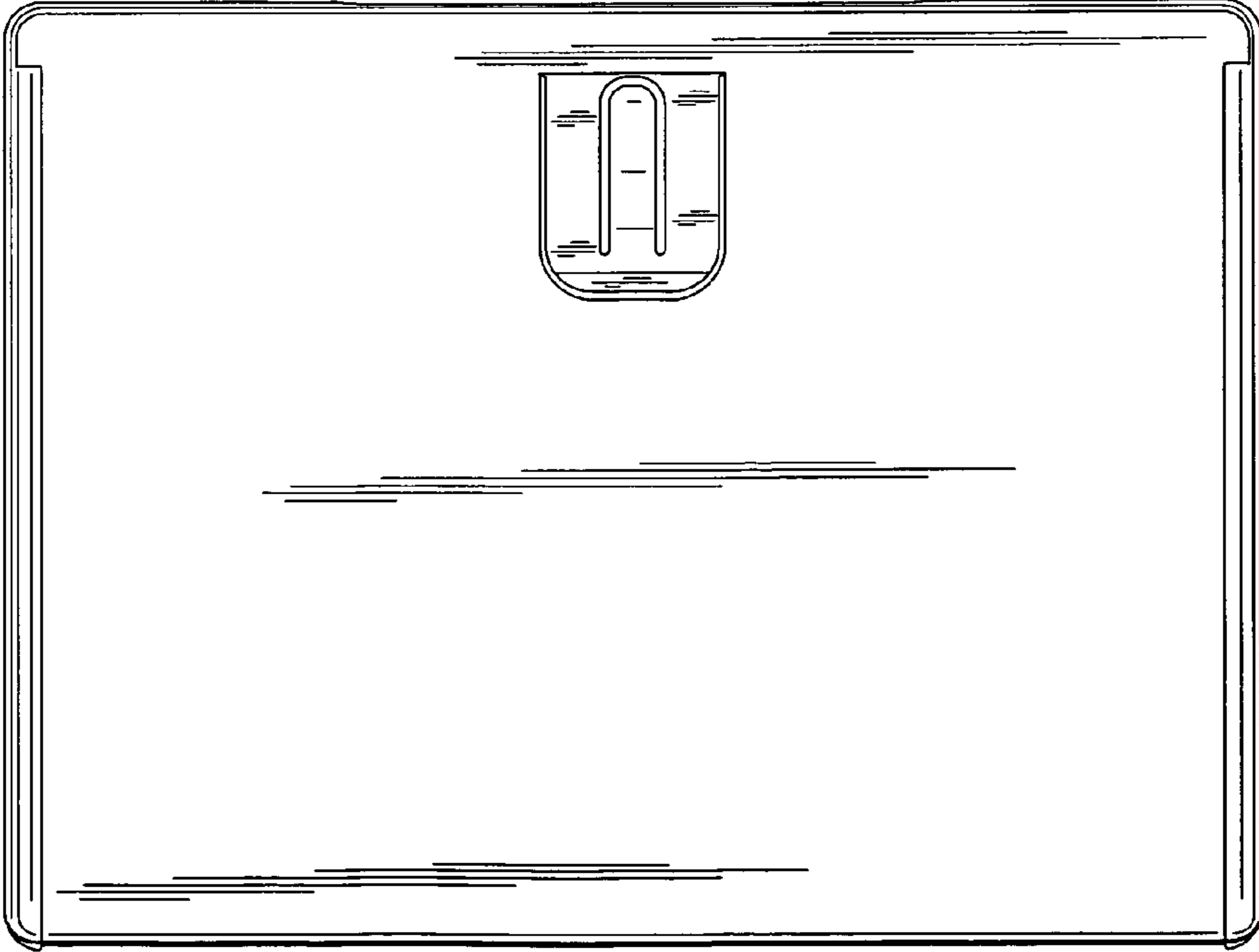


FIG.12




FIG.11

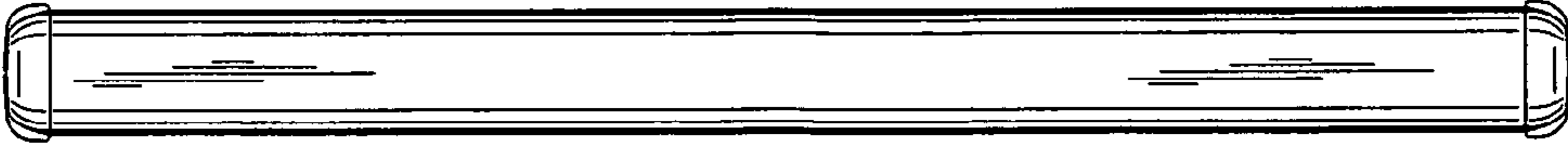


FIG.13

