



US00D713404S

(12) **United States Design Patent**  
**Green**

(10) **Patent No.:** **US D713,404 S**

(45) **Date of Patent:** **\*\* Sep. 16, 2014**

- (54) **TABLET PERSONAL COMPUTER**
- (71) Applicant: **Eric Devine Green**, Gresham, OR (US)
- (72) Inventor: **Eric Devine Green**, Gresham, OR (US)
- (\*\*) Term: **14 Years**
- (21) Appl. No.: **29/437,037**
- (22) Filed: **Nov. 12, 2012**
- (51) **LOC (10) Cl.** ..... **14-02**
- (52) **U.S. Cl.**  
USPC ..... **D14/344**
- (58) **Field of Classification Search**  
USPC ..... D14/341–347, 137, 138 R, 138 AA,  
D14/138 C, 138 G, 496, 203.1, 203.3, 203.4,  
D14/203.7, 129, 130, 147, 218, 248, 389,  
D14/388, 426, 420; D10/65, 104.1;  
D18/6–7; D21/324, 329, 330;  
455/556.1, 556.2, 566, 575.1, 90.3;  
379/433.04, 433.01, 433.06, 916;  
345/173, 901, 905; 361/679.26, 679.3,  
361/679.55, 679.56  
See application file for complete search history.

(56) **References Cited**

**U.S. PATENT DOCUMENTS**

- 1,452,250 A \* 4/1923 Moore et al. .... 40/673
- 5,103,581 A \* 4/1992 Novak ..... 40/547

- D365,371 S \* 12/1995 Dunlap ..... D20/28
- D463,104 S \* 9/2002 Ames ..... D3/207
- D500,808 S \* 1/2005 Howard ..... D20/28
- D517,513 S \* 3/2006 Peng ..... D14/129
- D574,607 S \* 8/2008 Kelleghan ..... D3/207
- D590,802 S \* 4/2009 Shin et al. .... D14/138 AD
- D613,737 S \* 4/2010 Ahlstrom ..... D14/344
- D621,399 S \* 8/2010 Ahlstrom ..... D14/344
- D660,370 S \* 5/2012 Podd ..... D20/42
- D683,350 S \* 5/2013 Jarosinski et al. .... D14/480.5
- D693,269 S \* 11/2013 Bertken ..... D11/221
- 2002/0157295 A1 \* 10/2002 Bush ..... 40/661.05
- 2006/0006998 A1 \* 1/2006 Carlson ..... 340/539.12
- 2011/0239502 A1 \* 10/2011 Gladman ..... 40/541

\* cited by examiner

*Primary Examiner* — Barbara Fox

(74) *Attorney, Agent, or Firm* — Mark S. Hubert


(57) **CLAIM**

The ornamental design for the tablet personal computer, as shown and described.

**DESCRIPTION**

FIG. 1 is a front perspective view of a tablet personal computer showing the new design;  
 FIG. 2 is a top view of the tablet personal computer;  
 FIG. 3 is front view of the tablet personal computer;  
 FIG. 4 is a left-side view of tablet personal computer;  
 FIG. 5 is a right-side view of the tablet personal computer;  
 FIG. 6 is a bottom view of the tablet personal computer; and,  
 FIG. 7 is a back view of the tablet personal computer.

**1 Claim, 4 Drawing Sheets**



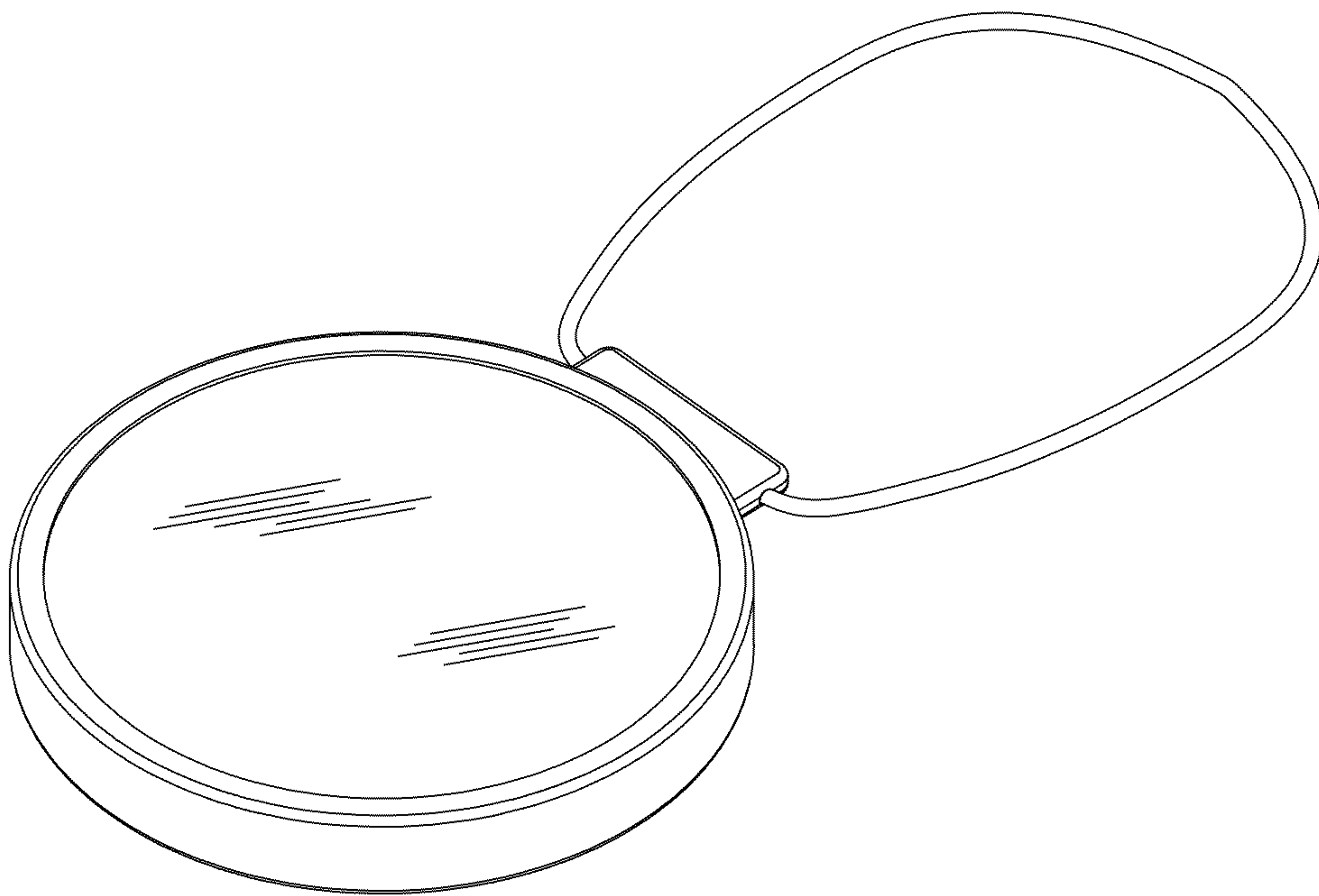


FIG. 1

FIG. 2





FIG. 3



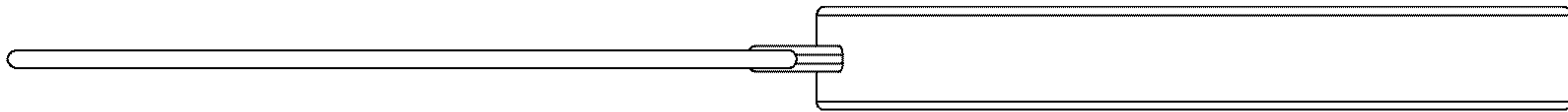


FIG. 4

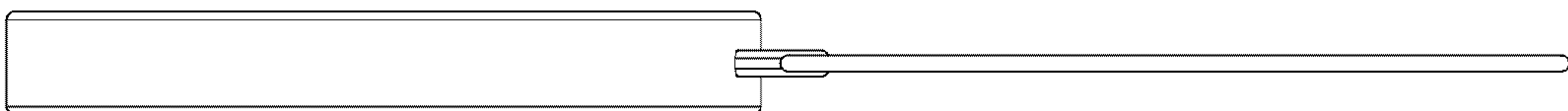


FIG. 5

FIG. 6

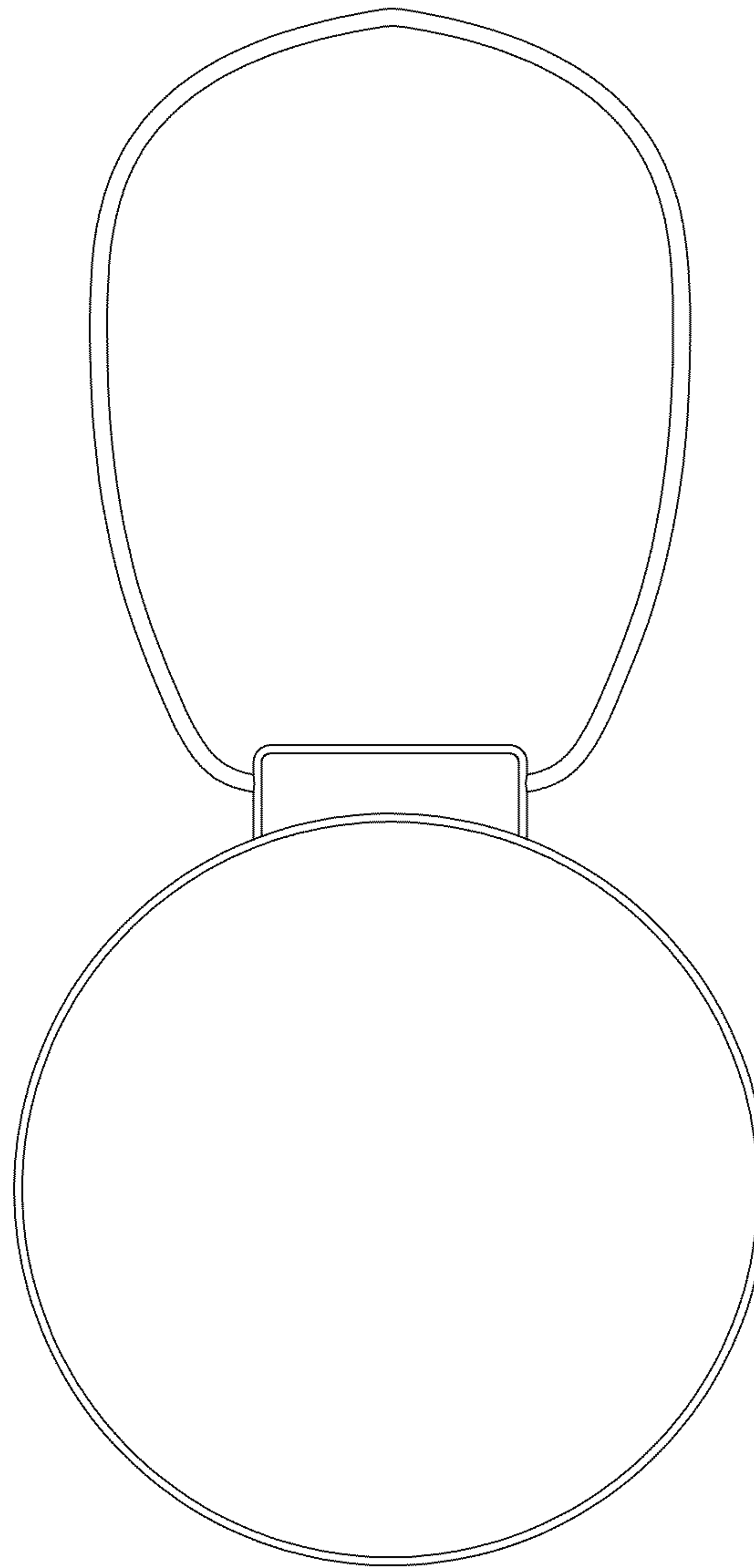


FIG. 7

