



US00D713379S

(12) **United States Design Patent**  
**Kim**

(10) **Patent No.:** **US D713,379 S**  
(45) **Date of Patent:** **\*\* Sep. 16, 2014**

(54) **AUDIO PLAYER**

(56) **References Cited**

(71) Applicant: **Samsung Electronics Co., Ltd.**,  
Suwon-si (KR)

U.S. PATENT DOCUMENTS

(72) Inventor: **Ji-Gwang Kim**, Seoul (KR)

4,966,164	A *	10/1990	Colsen et al.	607/72
6,285,867	B1 *	9/2001	Boling et al.	455/404.1
6,668,407	B1 *	12/2003	Reitzel	5/656
D514,122	S *	1/2006	Rodarte	D14/203.6
D527,704	S *	9/2006	Rodarte	D13/108
D560,211	S *	1/2008	Kim et al.	D14/216
7,395,090	B2 *	7/2008	Alden	455/557
D582,394	S *	12/2008	Hong et al.	D14/216
D595,734	S *	7/2009	Son	D14/496
D596,159	S *	7/2009	Yamaji et al.	D14/216
D612,361	S *	3/2010	Wright	D14/203.2
D642,157	S *	7/2011	Holzer	D14/209.1
D699,217	S *	2/2014	McCoy	D14/207

(73) Assignee: **Samsung Electronics Co., Ltd.**,  
Suwon-si (KR)

(\*\*) Term: **14 Years**

(21) Appl. No.: **29/449,558**

\* cited by examiner

(22) Filed: **Mar. 15, 2013**

*Primary Examiner* — Prabhakar Deshmukh

(30) **Foreign Application Priority Data**

(74) *Attorney, Agent, or Firm* — NSIP Law

Oct. 23, 2012 (KR) ..... 30-2012-0050270

(51) **LOC (10) Cl.** ..... **14-01**

(57) **CLAIM**

I claim the ornamental design for an audio player, as shown and described.

(52) **U.S. Cl.**

**DESCRIPTION**

USPC ..... **D14/209.1**; D14/203.1; D14/496

(58) **Field of Classification Search**

USPC ..... D14/496, 401, 435, 474, 483, 217, 137,  
D14/138, 160, 168, 356, 203.1–203.8, 507,  
D14/209.1, 204, 210–216; 345/156, 169,  
345/173–179, 905; 715/727–729, 864;  
710/1, 5, 8; 713/1, 600; 455/1.1, 1.7,  
455/73, 344–347, 93, 95, 3.01–3.06, 550.1,  
455/573.1; 370/342–344; 369/1, 2, 6–12;  
463/43–47; 273/148 B; 181/143, 144,  
181/147, 148, 150–153, 157, 198, 199;  
381/300–303, 306, 332, 333, 336, 345,  
381/361–354, 386–388

FIG. 1 is a front perspective view of an audio player showing my new design;  
FIG. 2 is a front view thereof;  
FIG. 3 is a rear view thereof;  
FIG. 4 is a left-side view thereof;  
FIG. 5 is a right-side view thereof;  
FIG. 6 is a top plan view thereof;  
FIG. 7 is a bottom plan view thereof; and,  
FIG. 8 is a partial enlarged view of the audio player of FIG. 6 that is included to more clearly depict the design as viewed from the front perspective view of FIG. 6.  
The broken lines indicate unclaimed portions of the audio player and form no part of the claimed design.  
The dot-dash broken lines encircling portions of the claimed design that are illustrated in an enlargement form no part of the claimed design.

See application file for complete search history.

**1 Claim, 8 Drawing Sheets**

Detail - 8

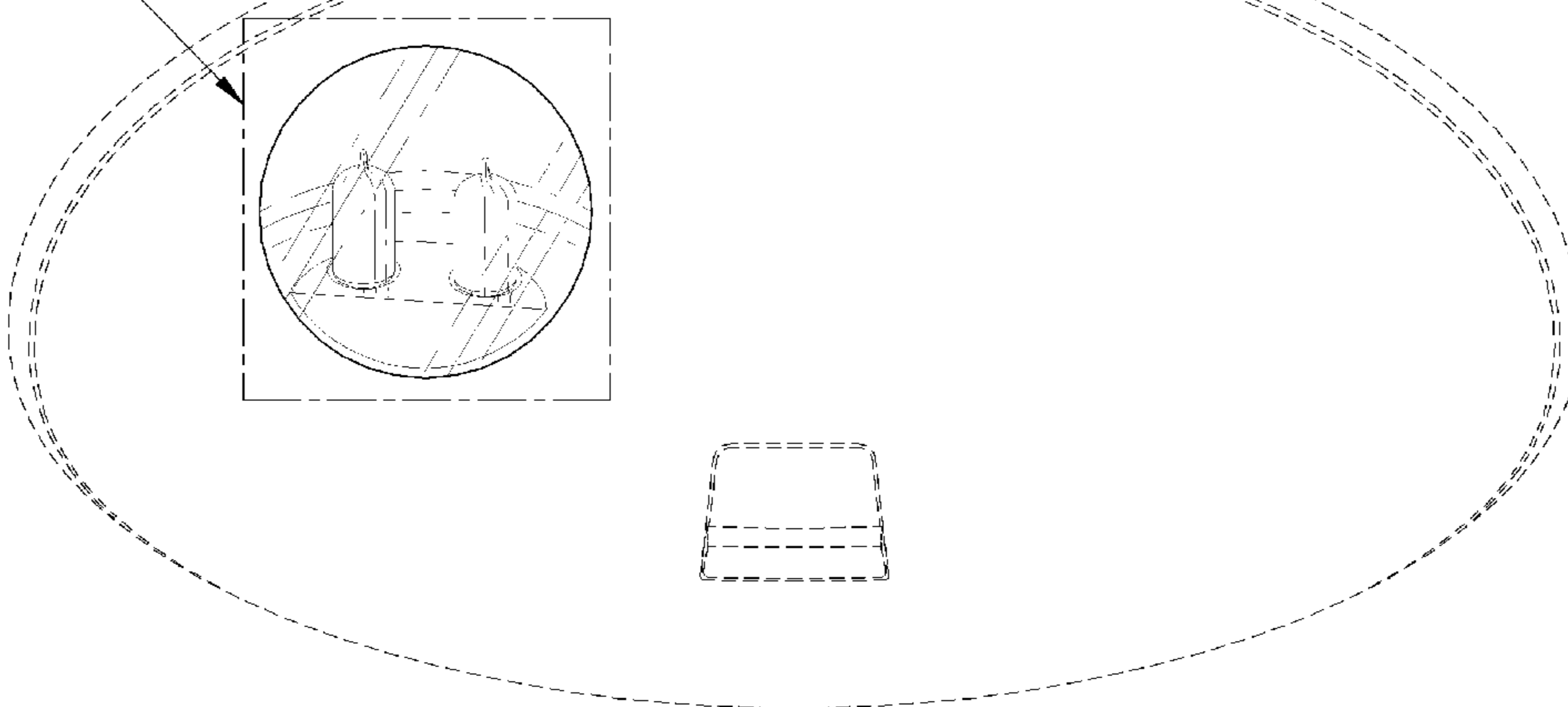


FIG. 1

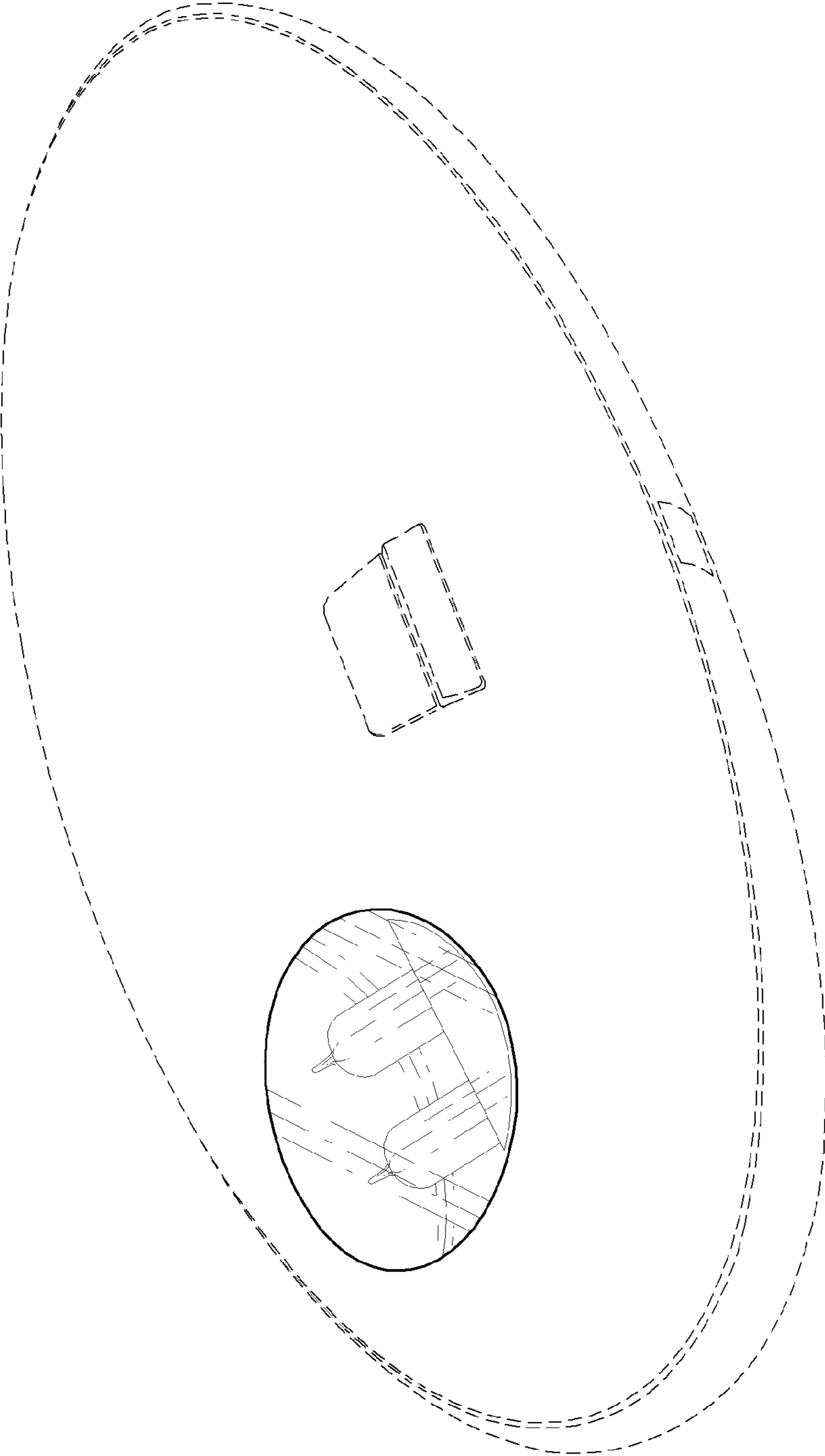


FIG. 2

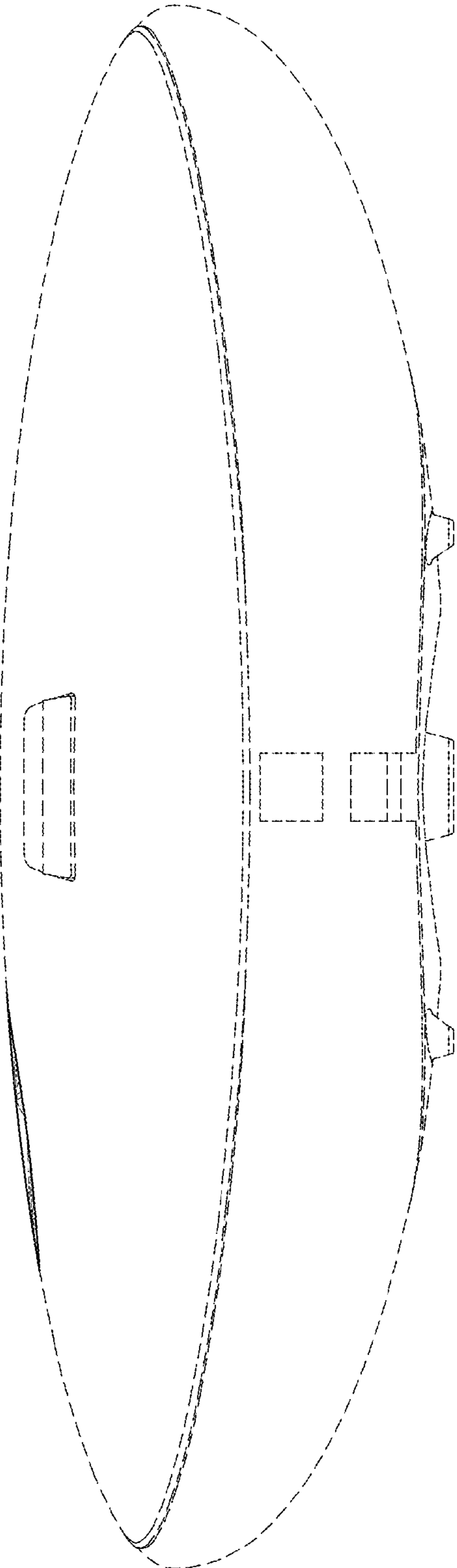


FIG. 3

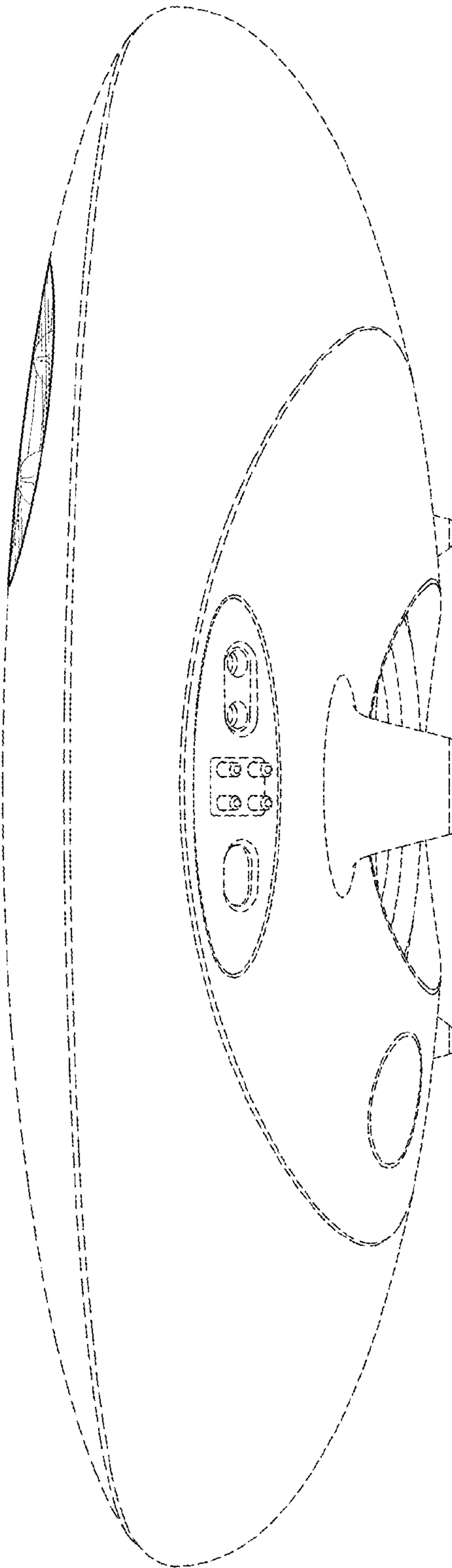


FIG. 4




FIG. 5

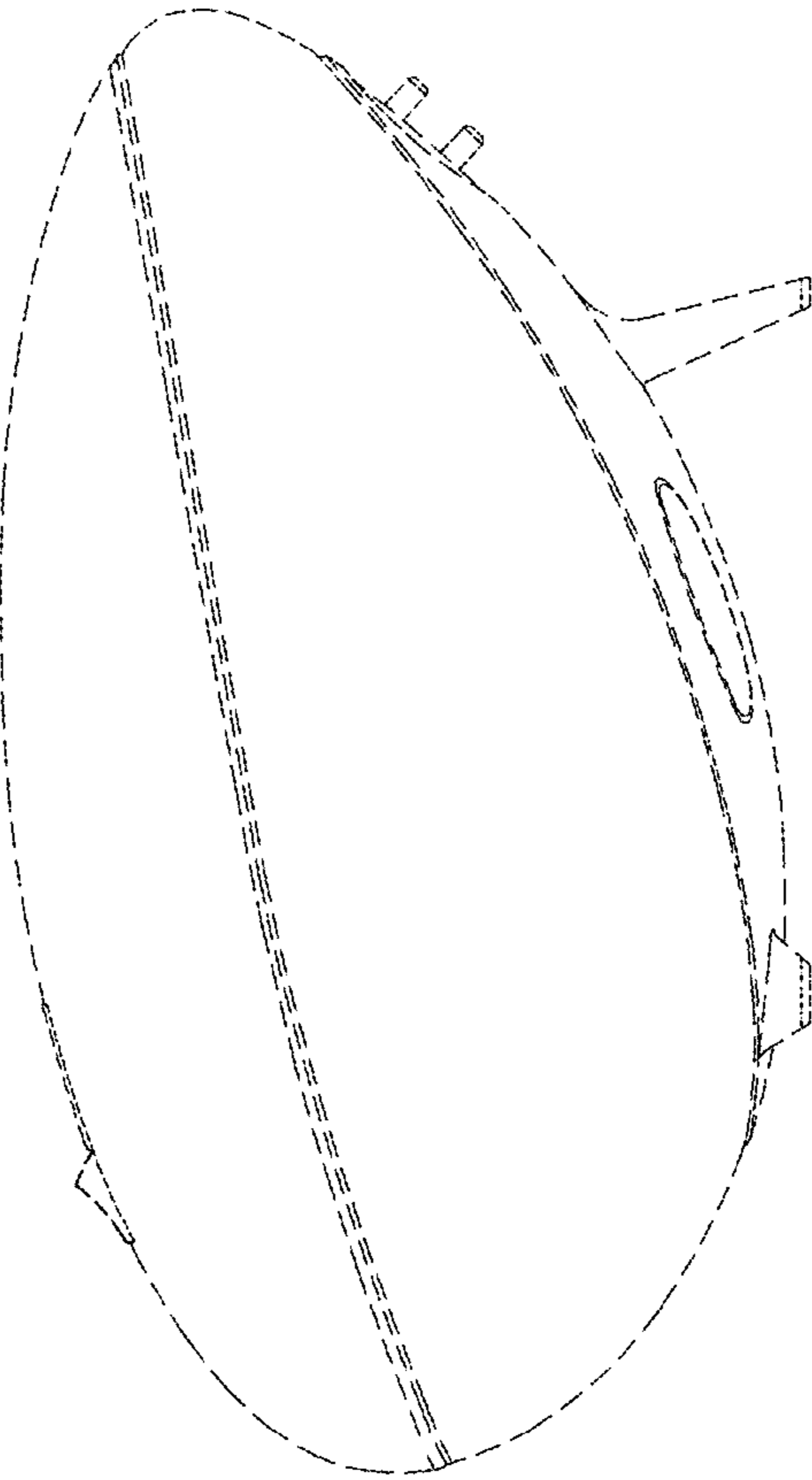
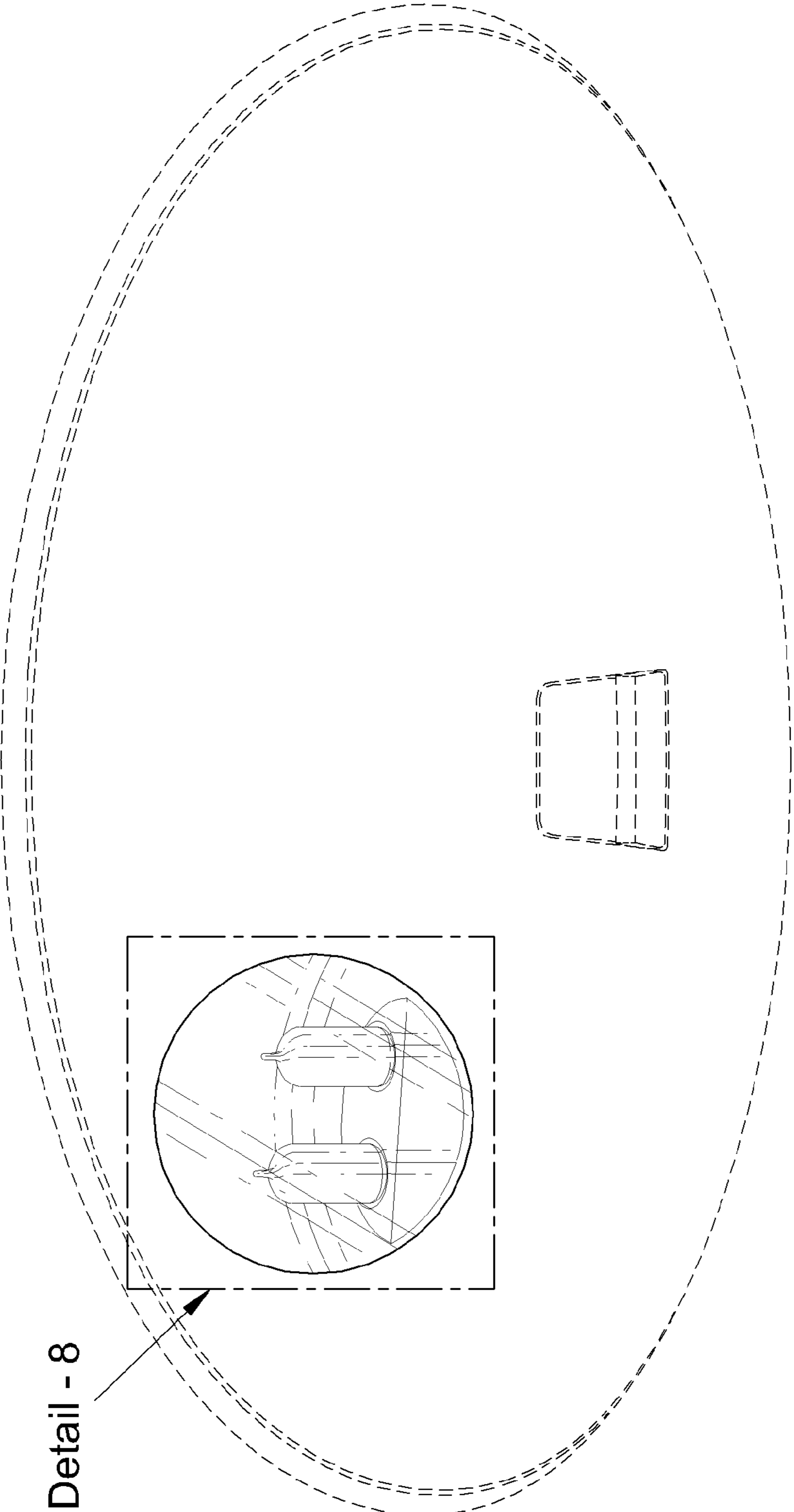


FIG. 6



Detail - 8



FIG. 7

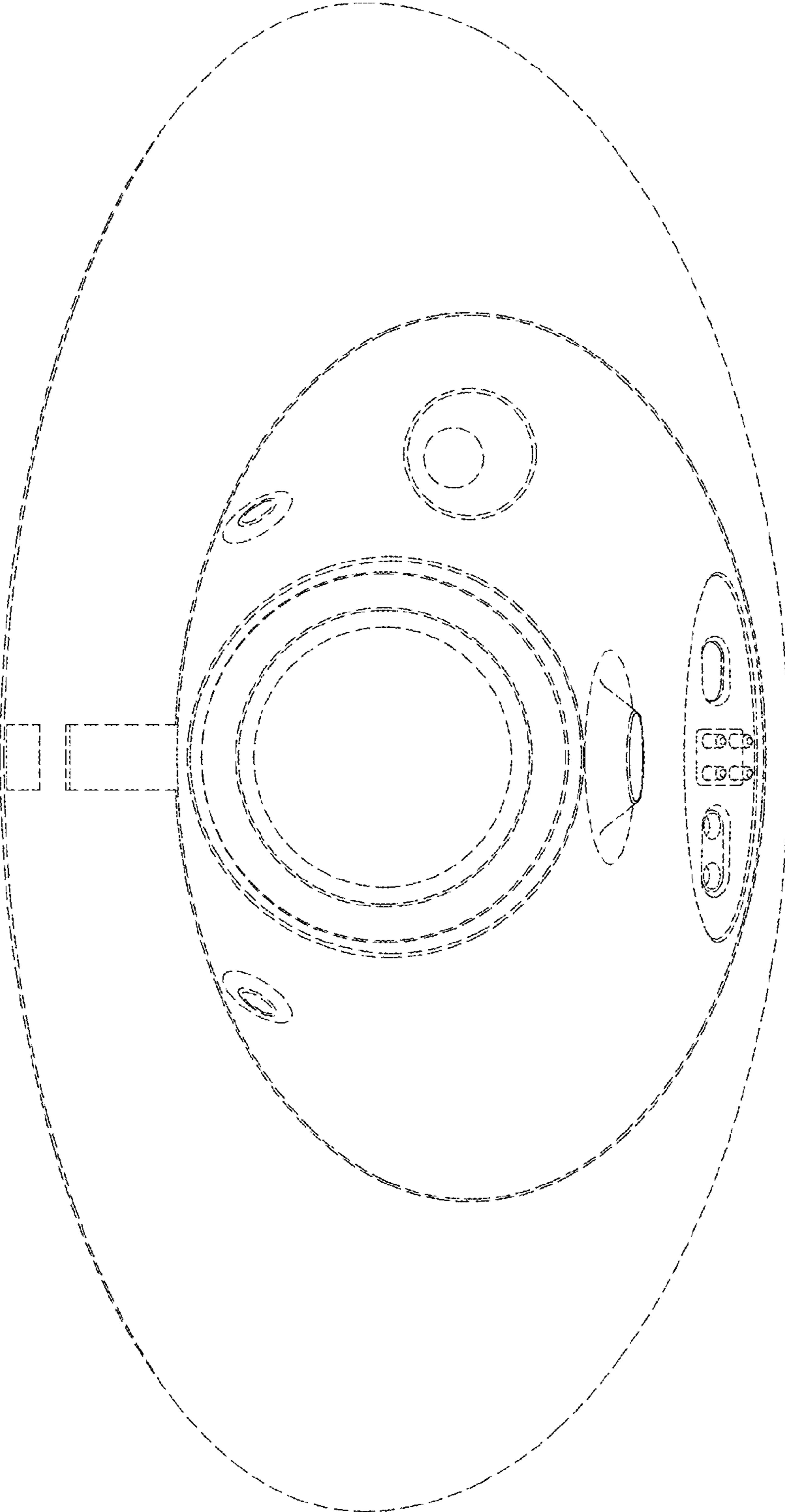




FIG. 8

