



US00D713327S

(12) **United States Design Patent**  
**Larregain et al.**

(10) **Patent No.:** **US D713,327 S**  
(45) **Date of Patent:** **\*\* Sep. 16, 2014**

(54) **PNEUMATIC TIRE**

(56) **References Cited**

(71) Applicants: **Arnaud Larregain**, Clermont-Ferrand -  
Cedex (FR); **Rudy Megevand**,  
Clermont-Ferrand - Cedex (FR)

U.S. PATENT DOCUMENTS

D332,766	S	*	1/1993	Marui	.....	D12/536
D355,150	S	*	2/1995	Detzner et al.	.....	D12/536
D415,077	S	*	10/1999	Tsai-Jen	.....	D12/536
D579,406	S	*	10/2008	Sueishi	.....	D12/536
D581,348	S	*	11/2008	Sueishi	.....	D12/536
D583,303	S	*	12/2008	Sueishi	.....	D12/536
D584,678	S	*	1/2009	Sueishi	.....	D12/536
D593,933	S	*	6/2009	Sueishi	.....	D12/536
D595,637	S	*	7/2009	Sueishi	.....	D12/536
D597,927	S	*	8/2009	Sueishi	.....	D12/536
D613,672	S	*	4/2010	Larregain	.....	D12/536
D626,498	S	*	11/2010	Rossignaud et al.	.....	D12/536
D648,260	S	*	11/2011	Ishida	.....	D12/571
D670,233	S	*	11/2012	Hikita	.....	D12/536
D678,180	S	*	3/2013	Hikita	.....	D12/536
D685,317	S	*	7/2013	Lo	.....	D12/536

(72) Inventors: **Arnaud Larregain**, Clermont-Ferrand -  
Cedex (FR); **Rudy Megevand**,  
Clermont-Ferrand - Cedex (FR)

(73) Assignees: **Compagnie Generale des**  
**Ettablissement Michelin** (FR);  
**Michelin Recherche et Technique S.A.**  
(CH)

\* cited by examiner

(\*\*) Term: **14 Years**

*Primary Examiner* — Stacia Cadmus

(21) Appl. No.: **29/475,268**

(74) *Attorney, Agent, or Firm* — Dickinson Wright PLLC

(22) Filed: **Dec. 2, 2013**

(57) **CLAIM**

(30) **Foreign Application Priority Data**

The ornamental design for a pneumatic tire, as shown and described.

Jun. 2, 2013 (FR) ..... 13 2638

**DESCRIPTION**

(51) **LOC (10) Cl.** ..... **12-15**

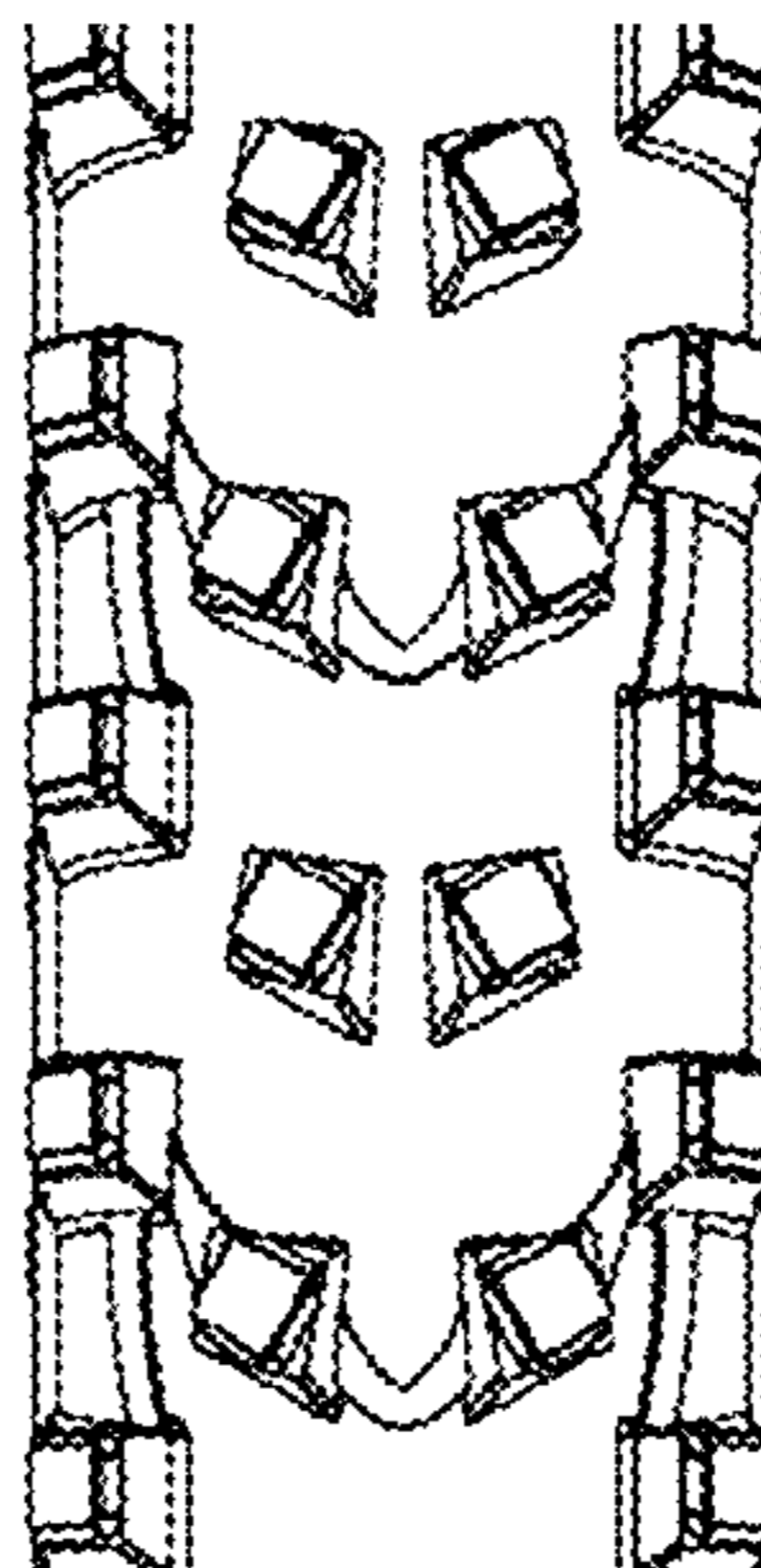
FIG. 1 is a front view of the pneumatic tire of our design;  
FIG. 2 is a rear view of the pneumatic tire of our design;  
FIG. 3 is a perspective view of the pneumatic tire of our design;  
FIG. 4 is a right side view of the pneumatic tire of our design;  
FIG. 5 is a left side view of the pneumatic tire of our design;  
and,  
FIG. 6 is a detailed front view of a section of the pneumatic tire of our design.

(52) **U.S. Cl.**  
USPC ..... **D12/536**

(58) **Field of Classification Search**  
USPC ..... D12/507, 510-512, 534, 536, 539,  
D12/542-544, 569, 571, 574, 577-579,  
D12/900-901; 152/209.1-209.9,  
152/209.11-209.19, 209.21-209.28, 455

See application file for complete search history.

**1 Claim, 6 Drawing Sheets**






FIG. 1




FIG. 2



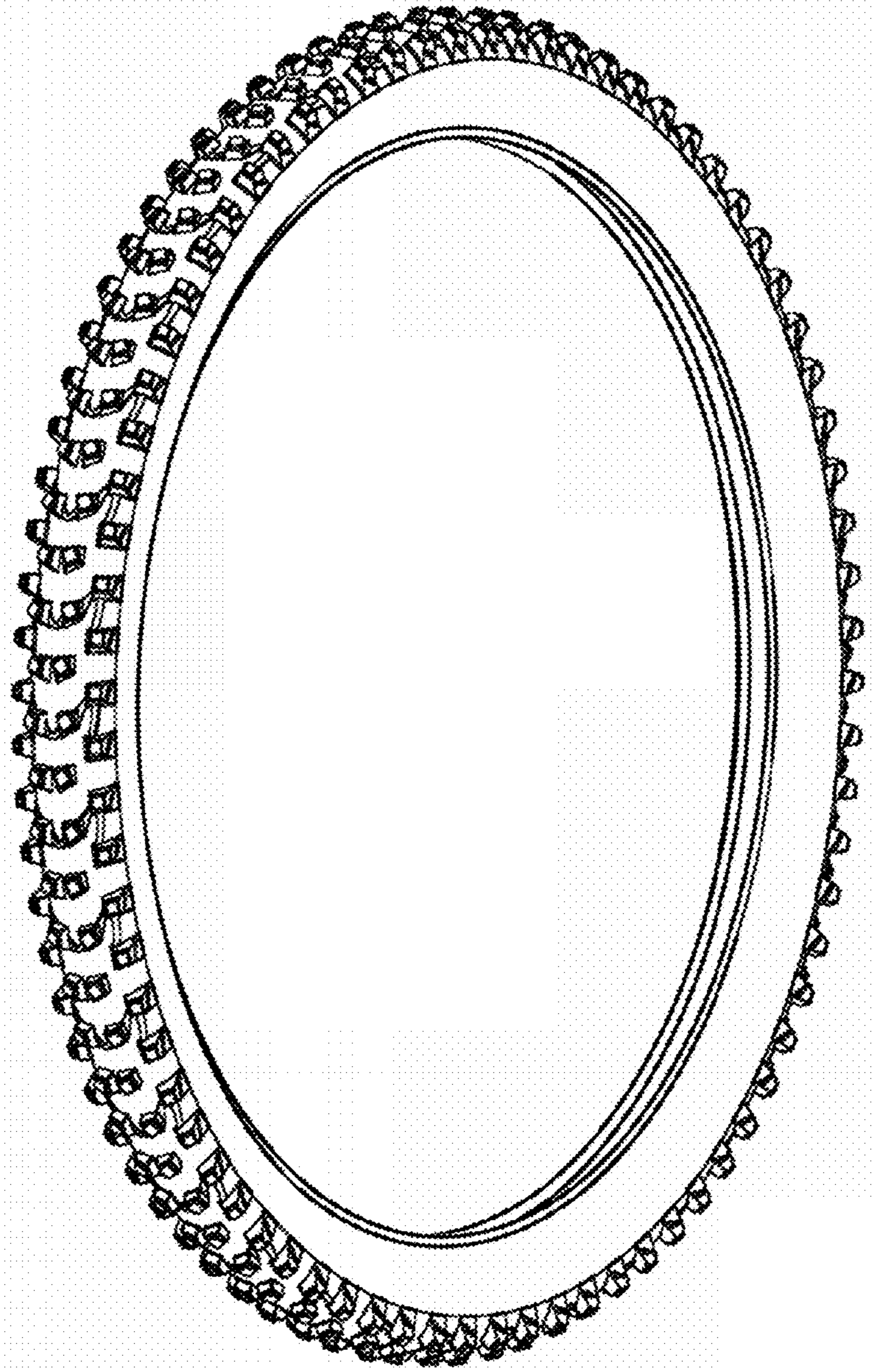


FIG. 3




FIG. 4


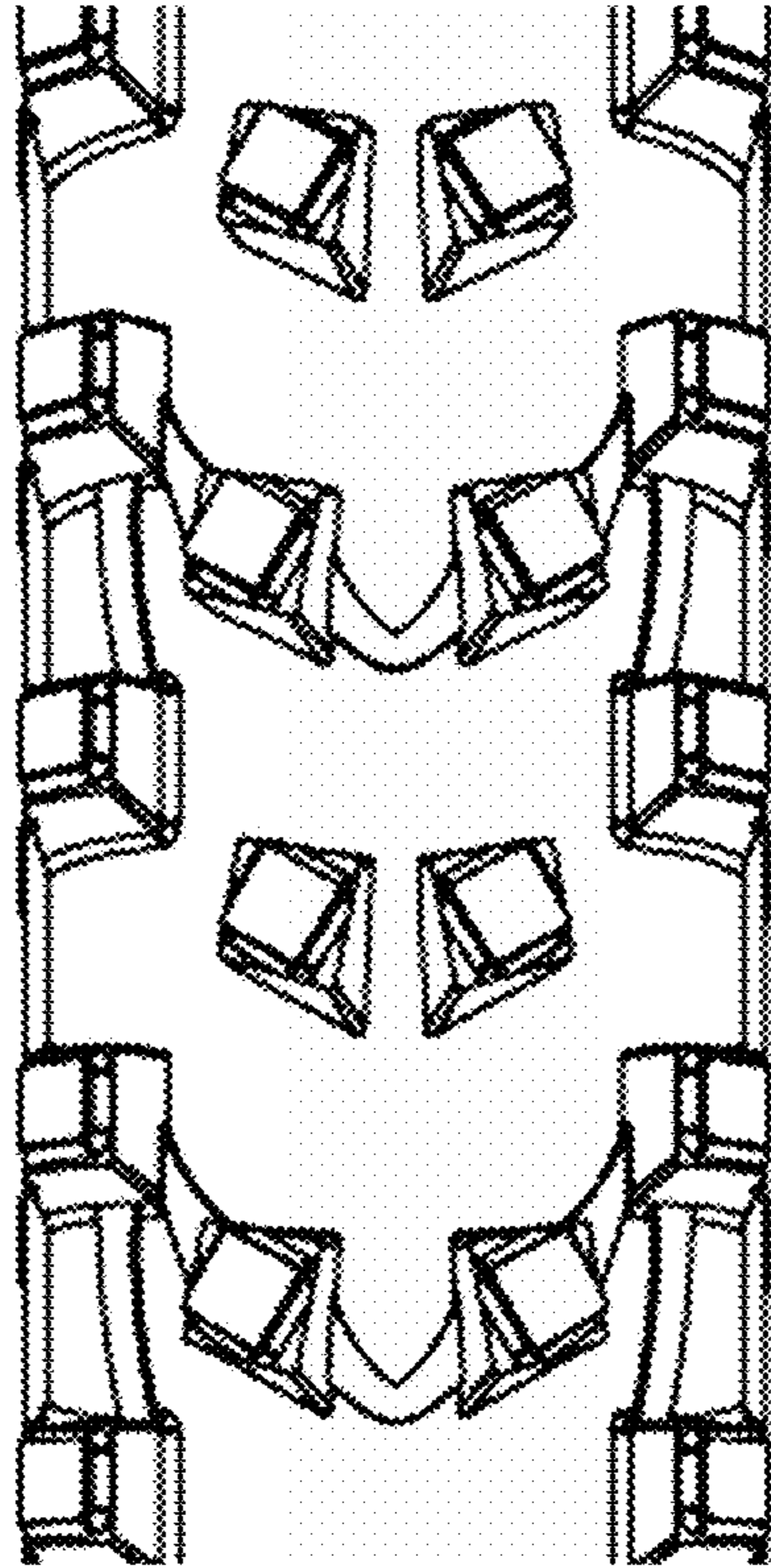


FIG. 5





**FIG. 6**