



US00D713326S

(12) **United States Design Patent**  
**Fontaine et al.**

(10) **Patent No.:** **US D713,326 S**

(45) **Date of Patent:** **\*\* Sep. 16, 2014**

- (54) **TIRE**
- (75) Inventors: **Sebastien Willy Fontaine**, Vichten (LU); **Pierre Bernard Raoul Brochet**, Itzig (LU); **Ralf Reinardt**, Perl-Besch (DE); **Jean-Philippe Ska**, Sainte-Ode (BE)
- (73) Assignee: **The Goodyear Tire & Rubber Company**, Akron, OH (US)
- (\*\*) Term: **14 Years**
- (21) Appl. No.: **29/423,528**
- (22) Filed: **Jun. 1, 2012**
- (51) **LOC (10) Cl.** ..... **12-15**
- (52) **U.S. Cl.**  
USPC ..... **D12/532**
- (58) **Field of Classification Search**  
USPC ..... D12/505-532, 900-901;  
152/209.1-209.9, 209.11-209.19,  
152/209.21-209.28, 455  
See application file for complete search history.

D579,855 S	11/2008	Fontaine et al.	.....	D12/521
D586,725 S	2/2009	Fontaine et al.	.....	D12/519
D586,726 S	2/2009	Baumard et al.	.....	D12/521
D599,276 S	9/2009	Fontaine et al.	.....	D12/519
D600,193 S	9/2009	Nukala et al.	.....	D12/521
D601,939 S	10/2009	Fontaine et al.	.....	D12/519
D607,809 S	1/2010	Fontaine et al.	.....	D12/523
D609,161 S	2/2010	Fontaine et al.	.....	D12/517
D610,962 S *	3/2010	Allison et al.	.....	D12/532
D633,433 S	3/2011	Sieber et al.	.....	D12/519
D634,699 S	3/2011	Fontaine et al.	.....	D12/517
D635,911 S	4/2011	Sieber et al.	.....	D12/521
D645,392 S *	9/2011	Hutz et al.	.....	D12/532

(Continued)

*Primary Examiner* — Stacia Cadmus

(74) *Attorney, Agent, or Firm* — Richard B. O'Planick

(57) **CLAIM**

The ornamental design for a tire, as shown and described.

**DESCRIPTION**

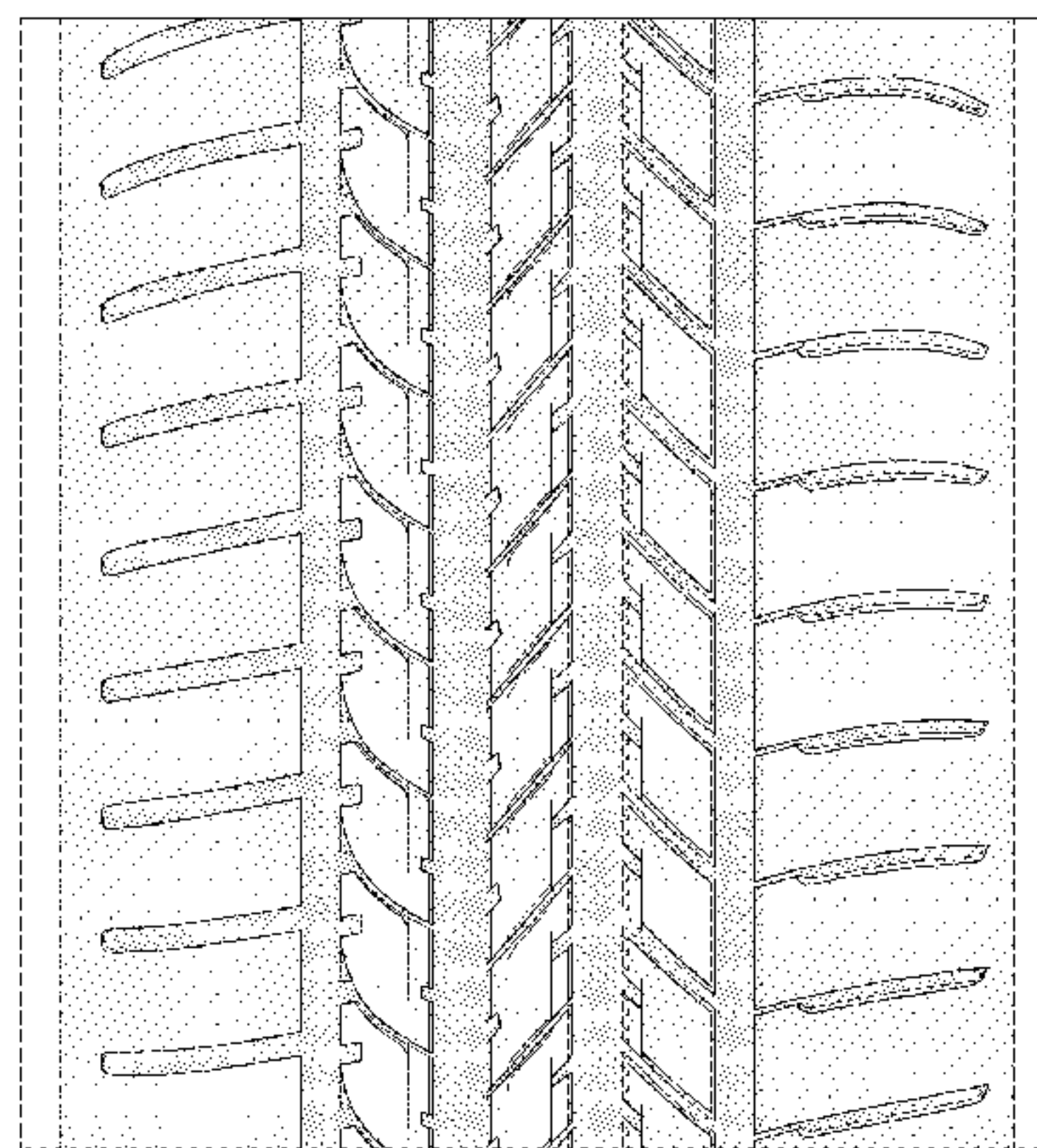
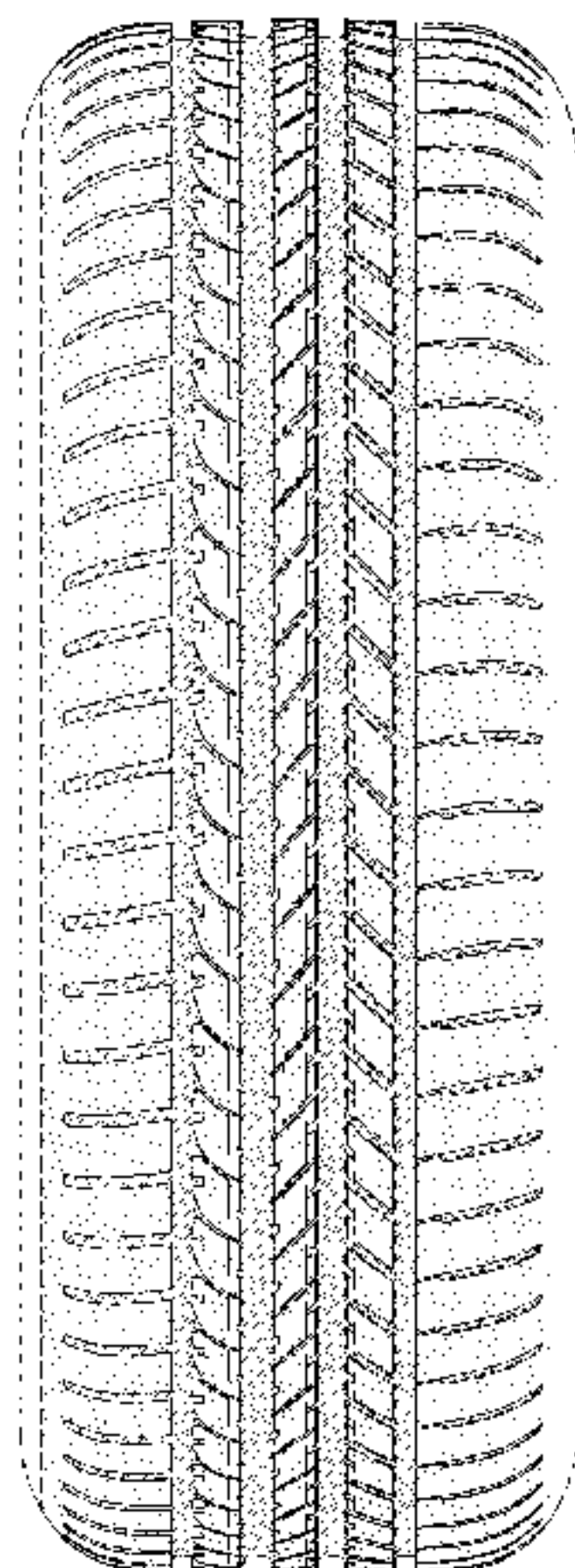
FIG. 1 is a perspective view of a tire showing our new design, it being understood that the pattern repeats uniformly throughout the circumference of the tread;  
 FIG. 2 is a front elevational view thereof;  
 FIG. 3 is a right side elevational view thereof;  
 FIG. 4 is a left side elevational view thereof;  
 FIG. 5 is an enlarged fragmentary front elevational view thereof;  
 FIG. 6 is a perspective view of a second embodiment of a tire showing our new design, it being understood that the pattern repeats uniformly throughout the circumference of the tread; and,  
 FIG. 7 is a front elevational view of a second embodiment, it being understood that an enlarged fragmentary view thereof would be substantially identical to that shown in FIG. 5, with the exception of the inclusion of the sidewall in solid lines.  
 In the drawings, the broken lines showing of the sidewall, inner bead and the peripheral boundary between the tire tread and the sidewall in FIGS. 1 through 5 depict environmental subject matter and form no part of the claimed design.

**1 Claim, 7 Drawing Sheets**

(56) **References Cited**

**U.S. PATENT DOCUMENTS**

D312,062 S *	11/1990	Convert et al.	.....	D12/532
D334,360 S	3/1993	Graas et al.	.....	D12/146
D432,956 S	10/2000	Ricquet	.....	D12/141
D451,441 S	12/2001	Weber	.....	D12/146
D453,729 S	2/2002	Demagall et al.	.....	D12/523
D470,101 S	2/2003	Heinen	.....	D12/584
D482,323 S	11/2003	Corbin et al.	.....	D12/584
D490,045 S	5/2004	Delu et al.	.....	D12/519
D490,046 S	5/2004	Fukunaga	.....	D12/521
D512,013 S	11/2005	Delu et al.	.....	D12/521
D524,232 S	7/2006	Heinen et al.	.....	D12/521
D551,156 S	9/2007	Shinohara et al.	.....	D12/521
D558,127 S	12/2007	Shavers et al.	.....	D12/519
D558,128 S	12/2007	Delu et al.	.....	D12/521
D559,767 S	1/2008	Graas et al.	.....	D12/521
D577,655 S	9/2008	Heinen	.....	D12/521
D578,955 S	10/2008	Fontaine et al.	.....	D12/524



# US D713,326 S

Page 2

---

(56)

## References Cited

### U.S. PATENT DOCUMENTS

D647,459 S *	10/2011	Bervas et al. ....	D12/532
D678,176 S *	3/2013	Park et al. ....	D12/531
D684,520 S *	6/2013	Fu .....	D12/532
D647,457 S *	10/2011	Miyazaki .....	D12/531

\* cited by examiner



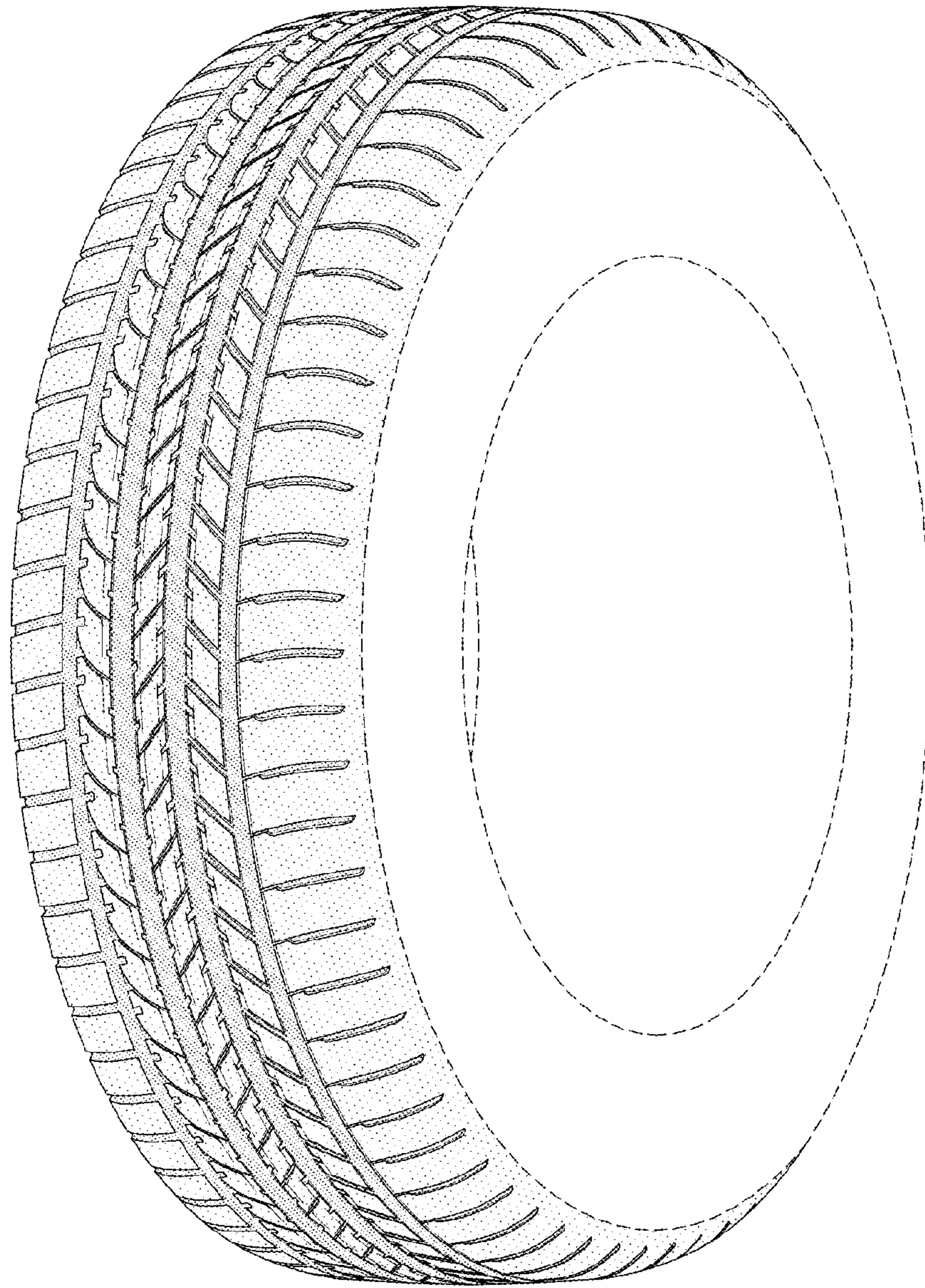


FIG-1

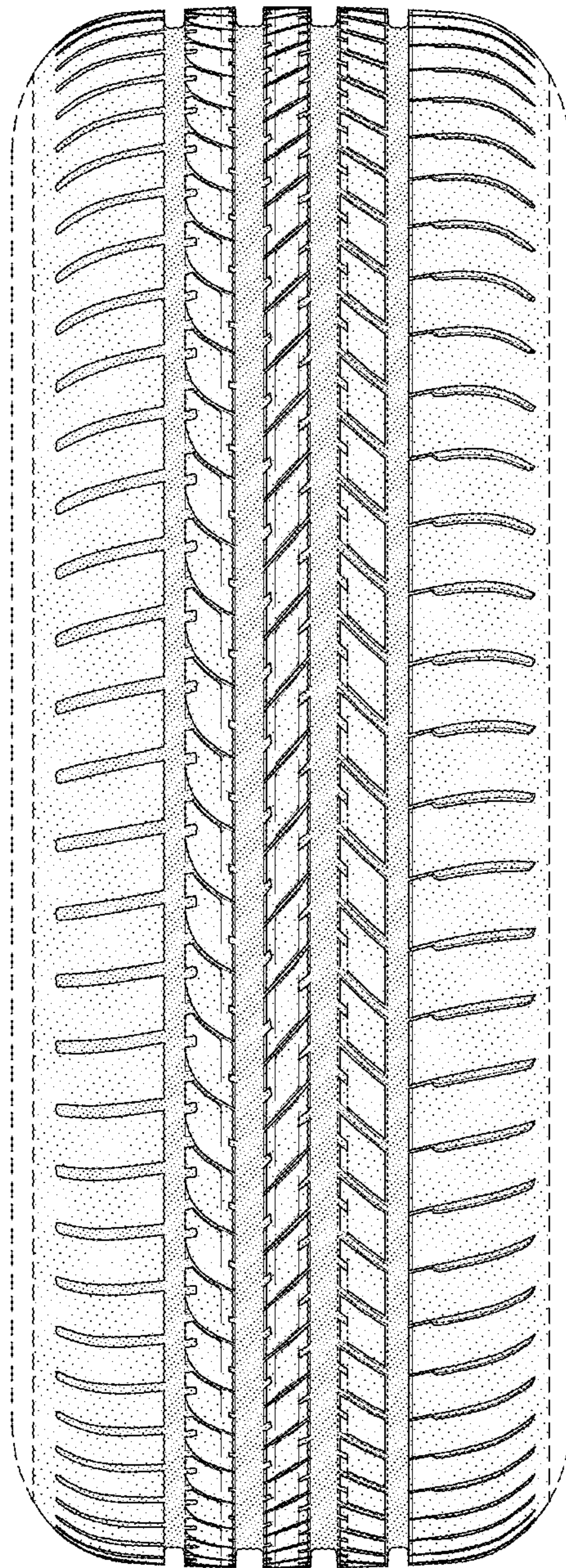


FIG-2

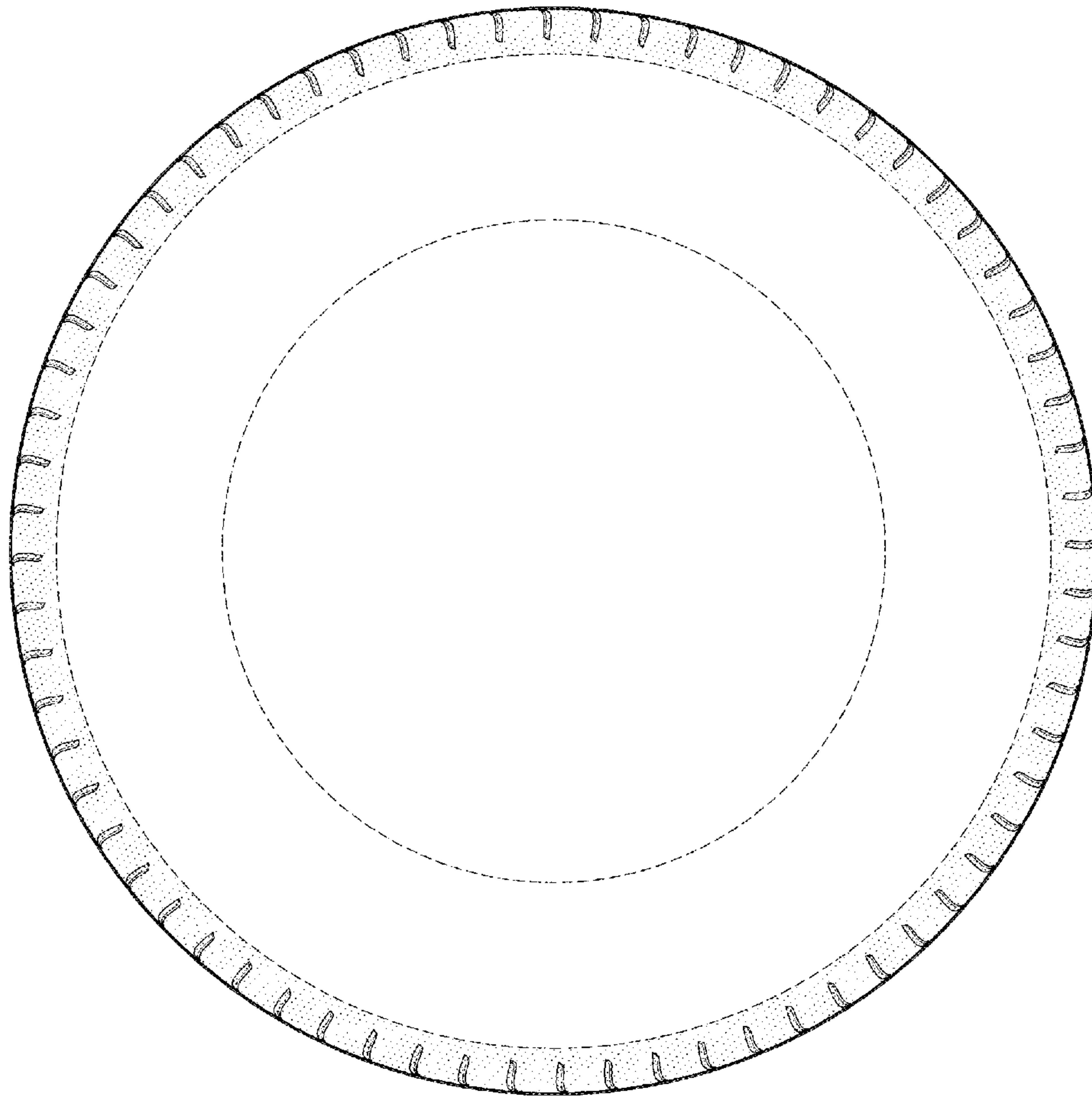


FIG-3



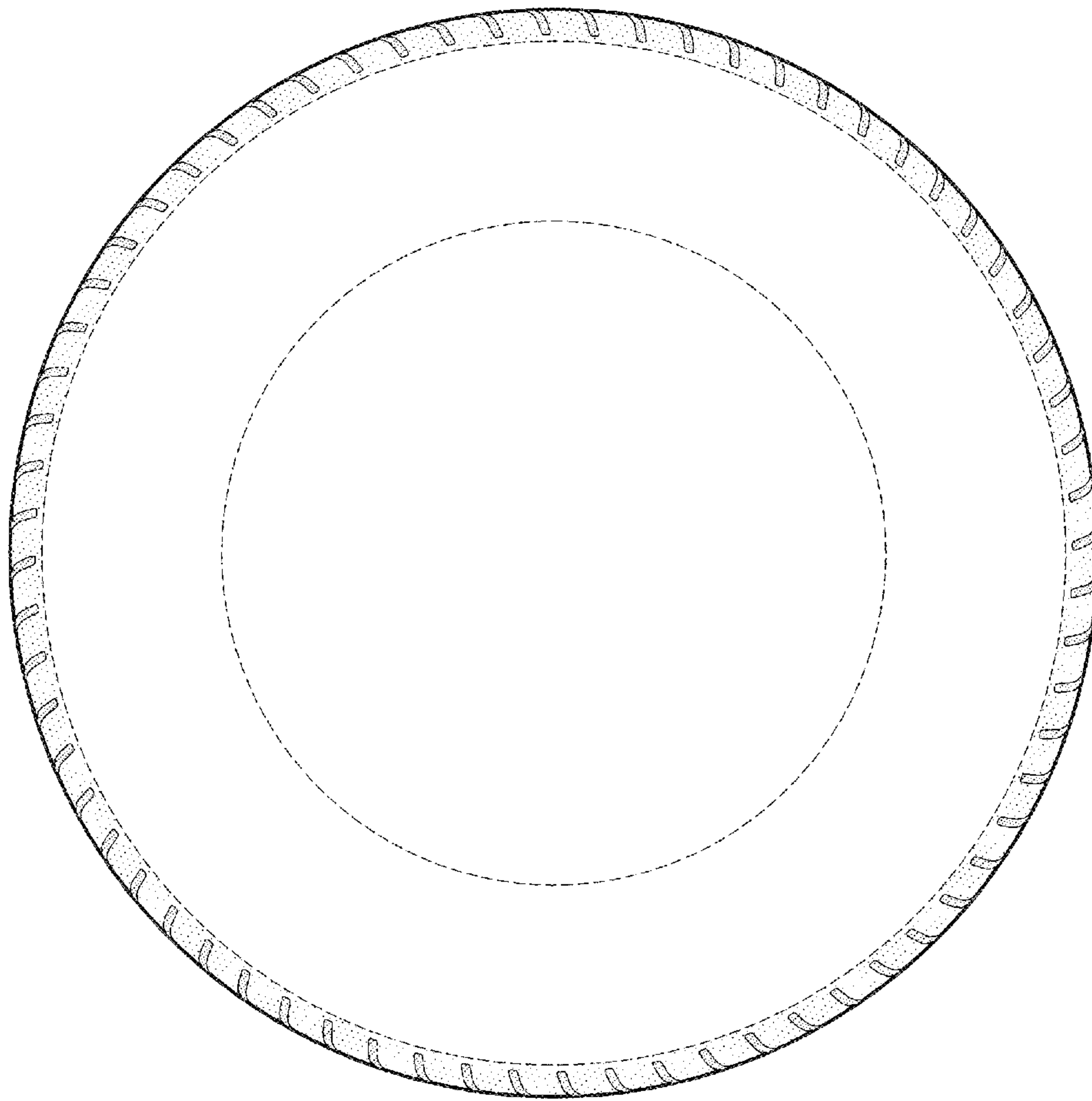


FIG-4

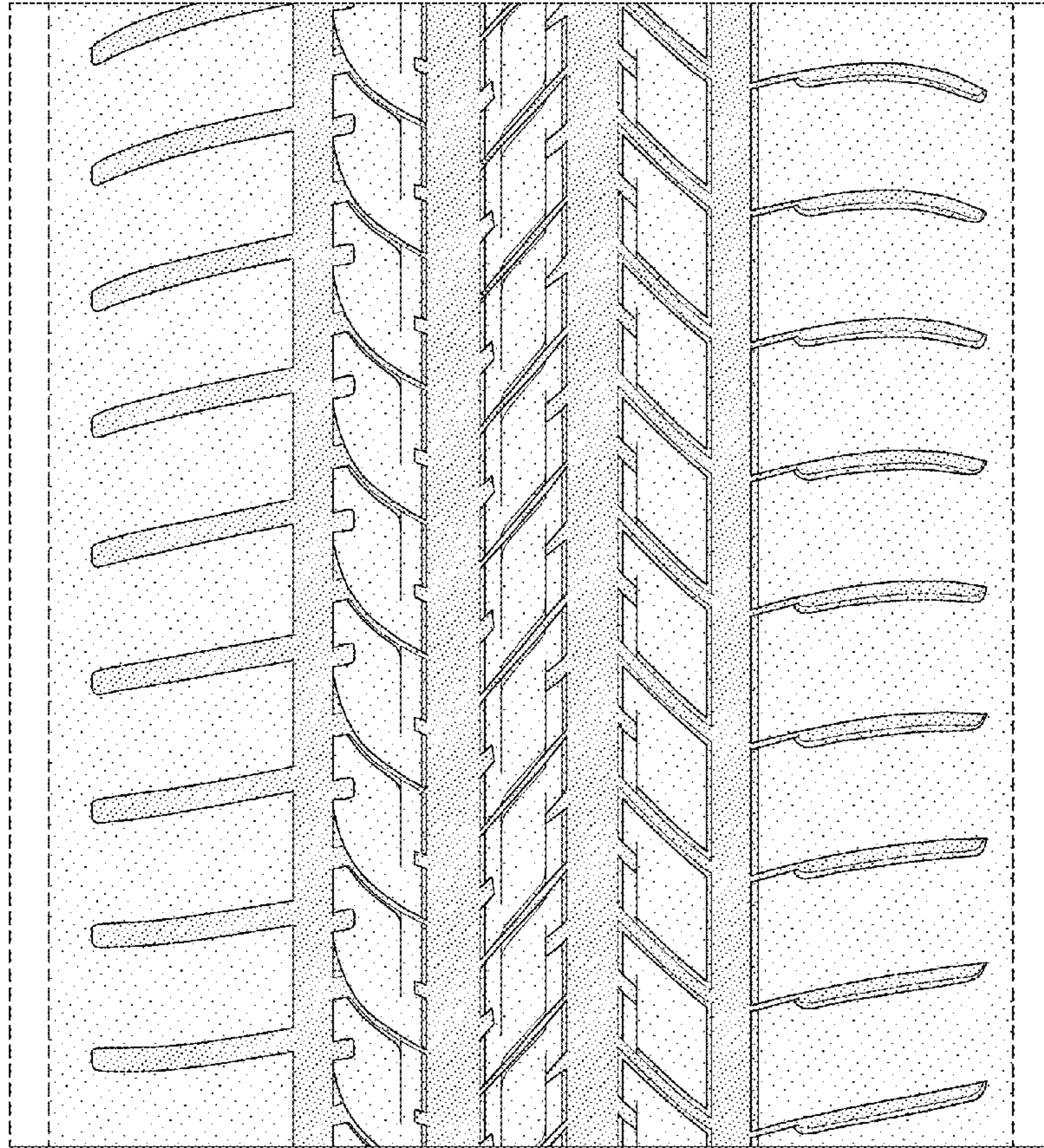


FIG-5

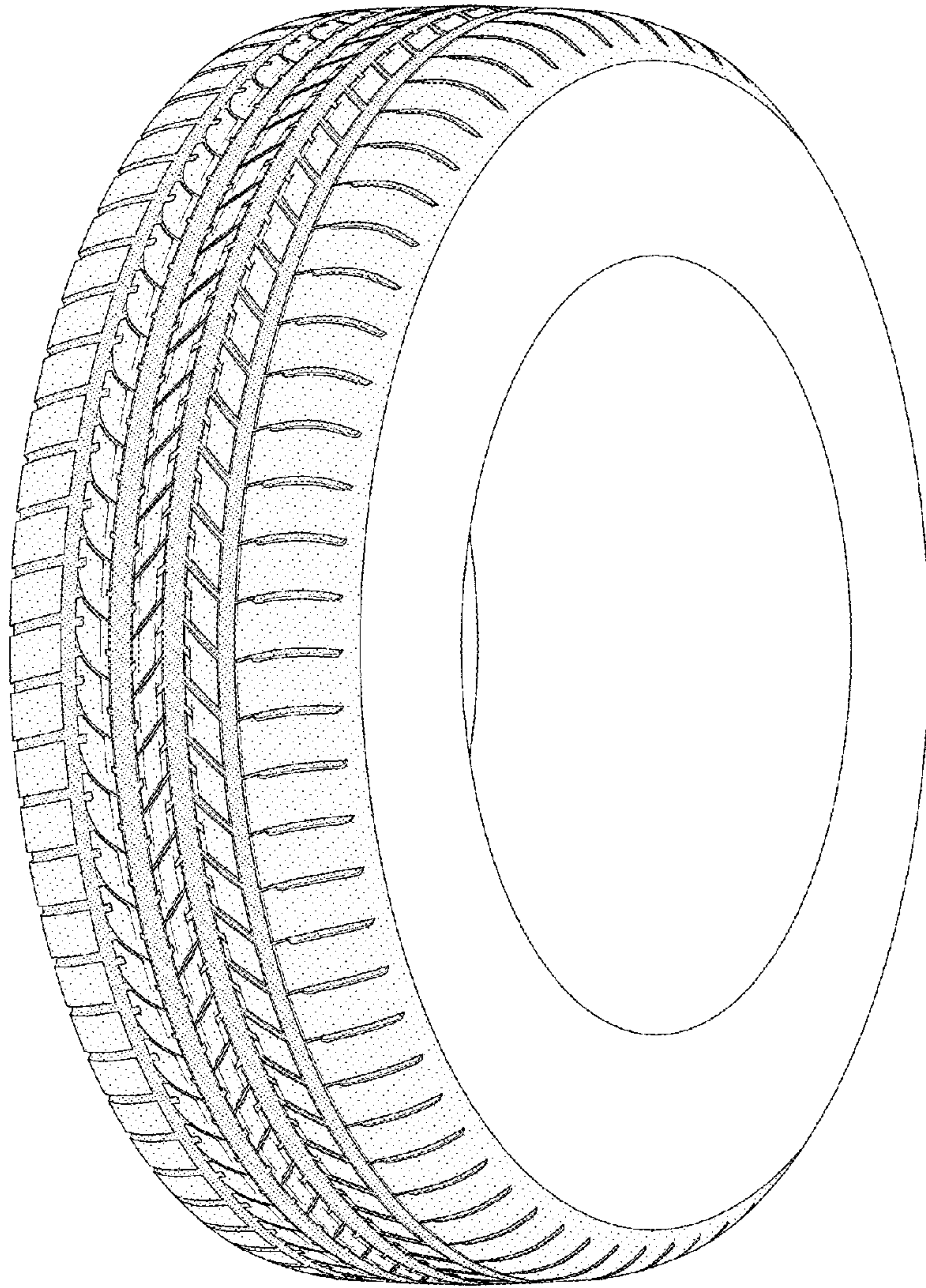


FIG-6



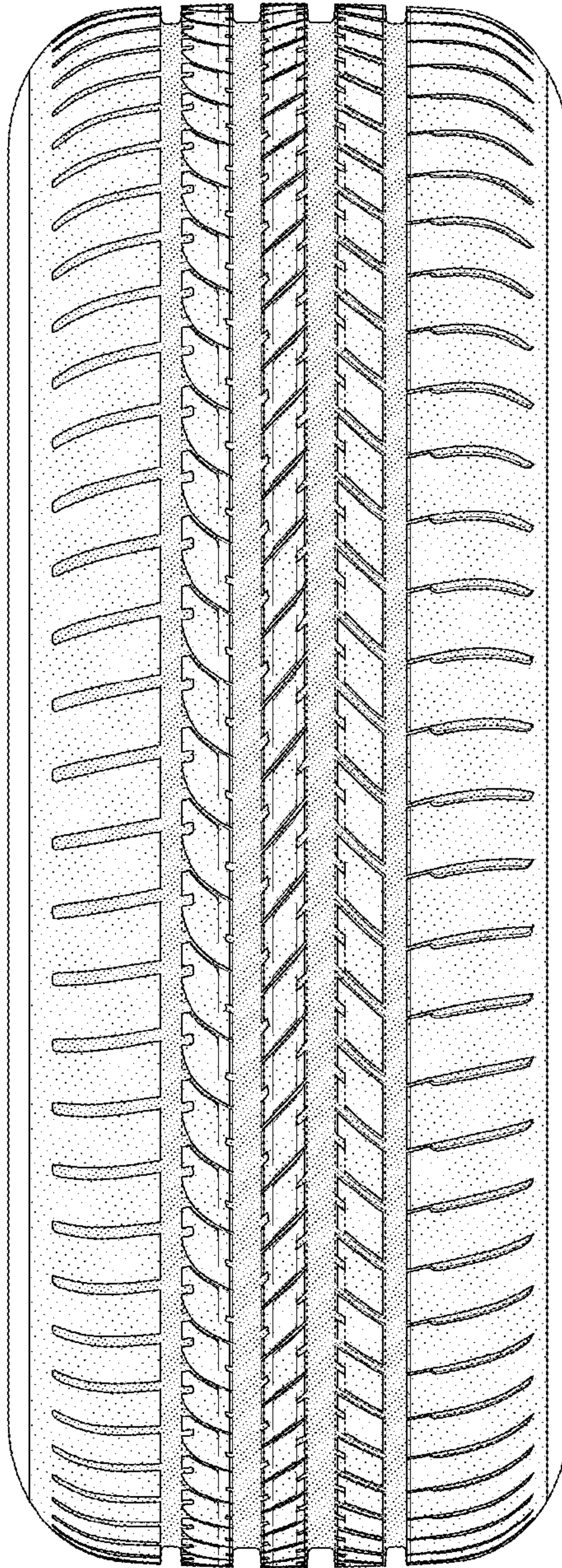


FIG-7