



US00D713320S

(12) **United States Design Patent**
Egan et al.

(10) **Patent No.:** **US D713,320 S**

(45) **Date of Patent:** **** Sep. 16, 2014**

(54) **HYBRID VTOL VEHICLE**

(71) Applicant: **Plimp, Inc.**, Seattle, WA (US)

(72) Inventors: **James C. Egan**, Seattle, WA (US); **Joel D. Egan**, Seattle, WA (US)

(73) Assignee: **Plimp, Inc.**, Seattle, WA (US)

(**) Term: **14 Years**

(21) Appl. No.: **29/459,261**

(22) Filed: **Jun. 27, 2013**

(51) **LOC (10) Cl.** **12-07**

(52) **U.S. Cl.**
USPC **D12/319; D12/323; D12/326**

(58) **Field of Classification Search**
USPC D12/1, 2, 3, 4, 319, 323, 326, 327, 328,
D12/335, 339, 341, 344, 345; D21/436,
D21/441, 442, 447, 450, 453; 244/2, 5, 6,
244/17.2, 17.23, 23, 26, 29, 30, 96, 117 R,
244/119, 125-128; 446/57, 58, 454
See application file for complete search history.

(56) **References Cited**

U.S. PATENT DOCUMENTS

1,019,579	A *	3/1912	Zells	244/5
1,838,248	A *	12/1931	Bourland	244/17.23
1,901,173	A *	3/1933	Kuhn	244/5
1,957,149	A *	5/1934	Ochmichen	244/26
3,807,661	A *	4/1974	Ikeda	244/5
3,971,533	A	7/1976	Slater		
4,364,532	A	12/1982	Stark		
4,402,475	A	9/1983	Pavlecka		
4,591,112	A *	5/1986	Piasecki et al.	244/26

4,889,297	A *	12/1989	Ikeda	244/5
4,891,029	A *	1/1990	Hutchinson	446/58
6,311,925	B1	11/2001	Rist		
6,609,945	B2 *	8/2003	Jimenez et al.	446/454
6,925,949	B1 *	8/2005	Phillips	114/102.1
7,866,601	B2 *	1/2011	Balaskovic	244/96
8,109,462	B2 *	2/2012	Balaskovic	244/29
8,113,459	B2 *	2/2012	Capuani	244/5
8,177,159	B2	5/2012	Khakimov et al.		
D670,638	S *	11/2012	Goelet	D12/319
2005/0263642	A1	12/2005	Geery		
2008/0179454	A1 *	7/2008	Balaskovic	244/30
2012/0018571	A1 *	1/2012	Goelet	244/30
2012/0248241	A1 *	10/2012	Goelet	244/30
2012/0273608	A1 *	11/2012	Jess et al.	244/26

* cited by examiner

Primary Examiner — Martie K Holtje

(74) *Attorney, Agent, or Firm* — Seed IP Law Group PLLC

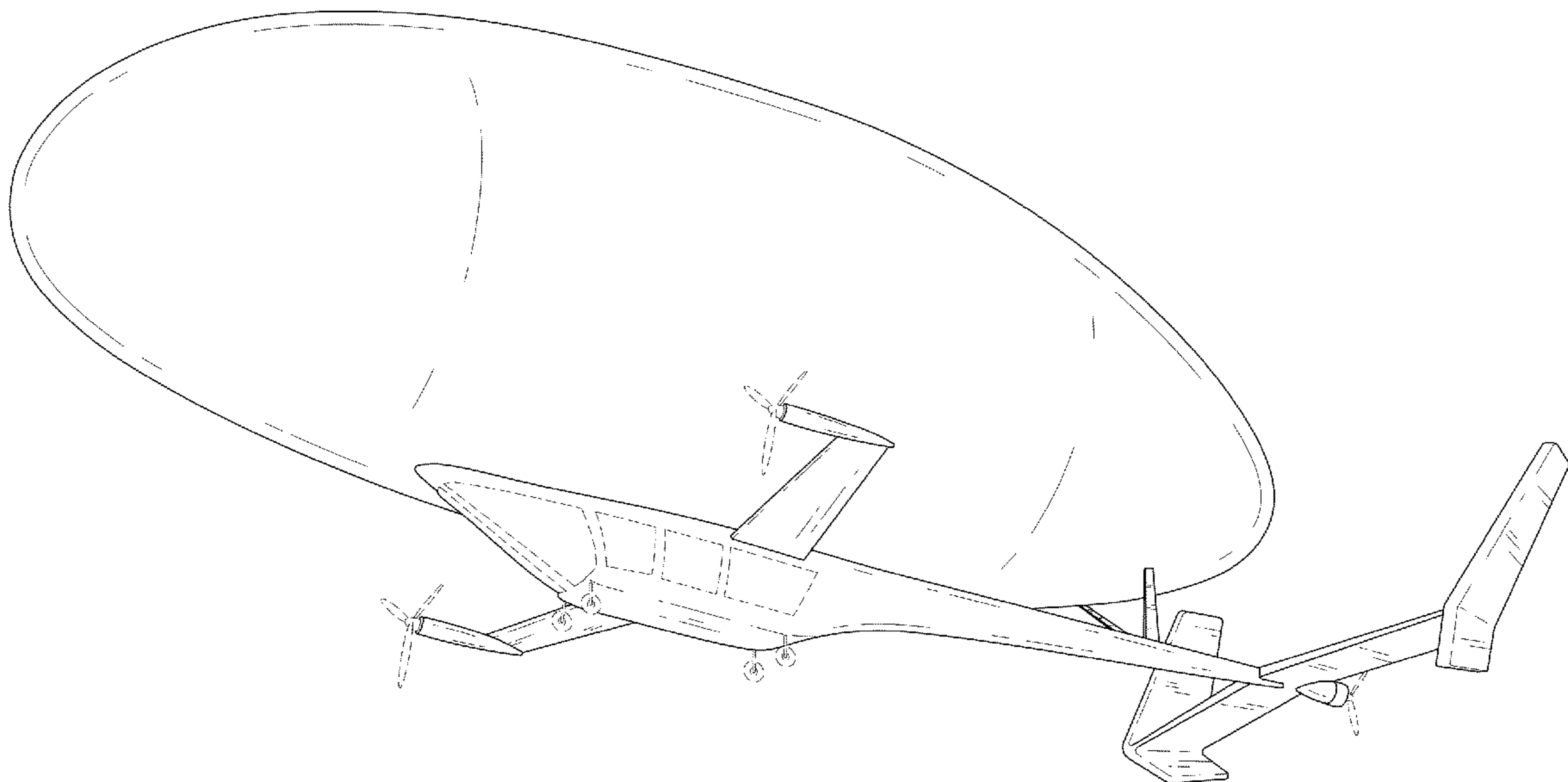
(57) **CLAIM**

The ornamental design for a hybrid VTOL vehicle, as shown and described.

DESCRIPTION

FIG. 1 is a right front perspective view of a hybrid VTOL vehicle showing our new design;
FIG. 2 is a front view thereof;
FIG. 3 is a rear view thereof;
FIG. 4 is a right side view thereof;
FIG. 5 is a left side view thereof;
FIG. 6 is a top plan view thereof; and,
FIG. 7 is a bottom plan view thereof.
The structural elements depicted by broken lines have been shown for the purpose of illustrating portions of the hybrid VTOL vehicle that form no part of the claimed design.

1 Claim, 6 Drawing Sheets



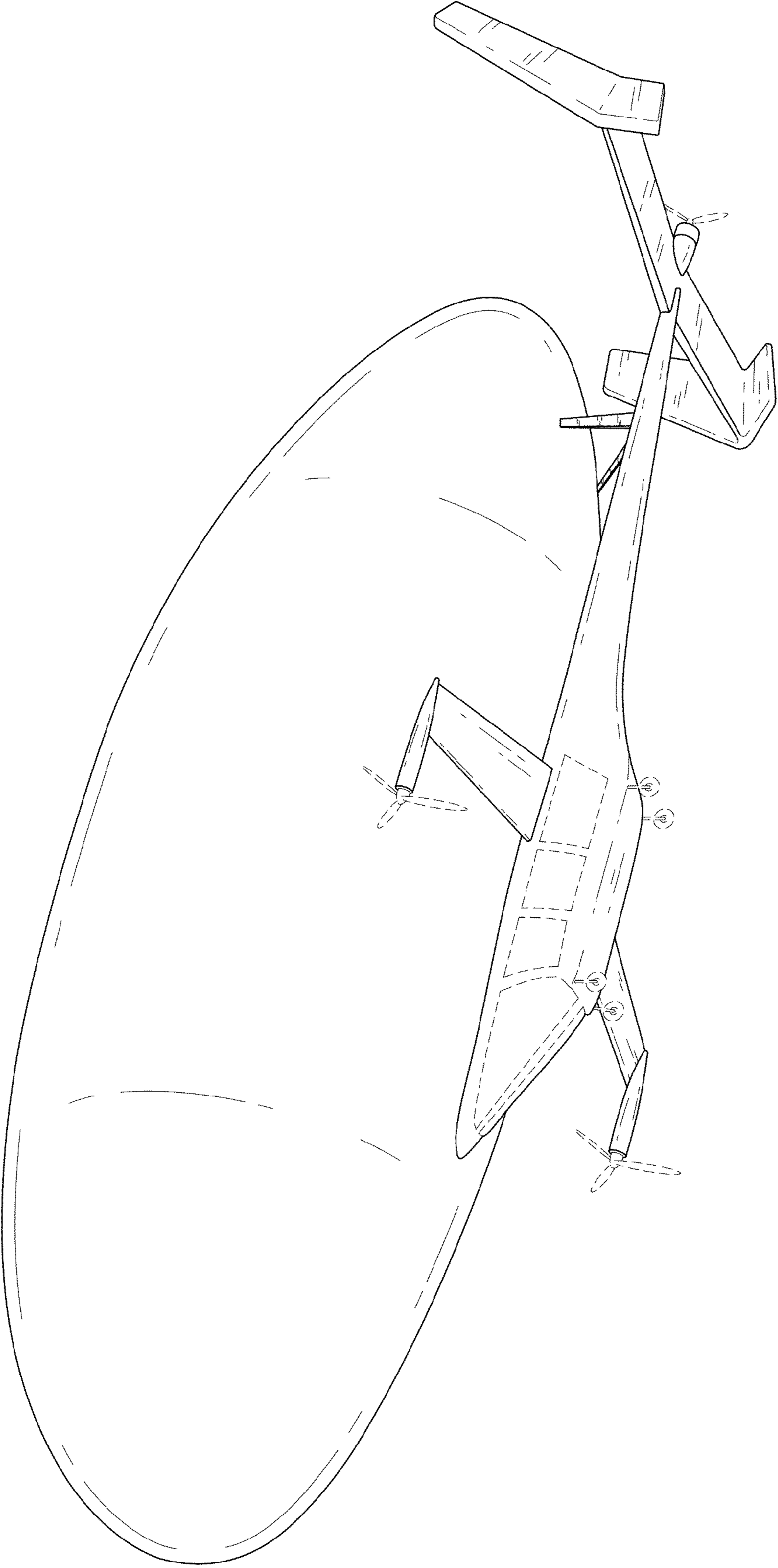


FIG. 1

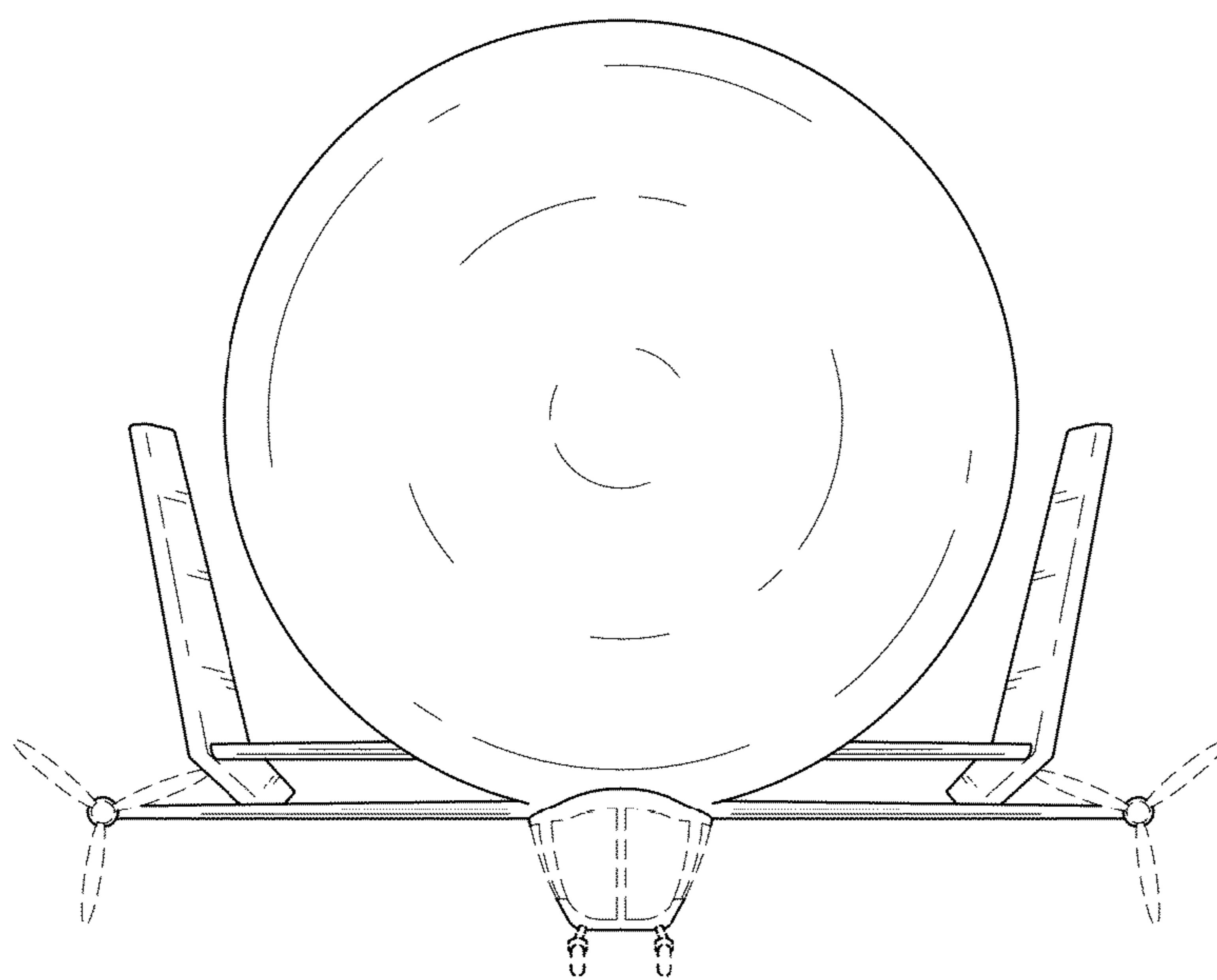


FIG. 2

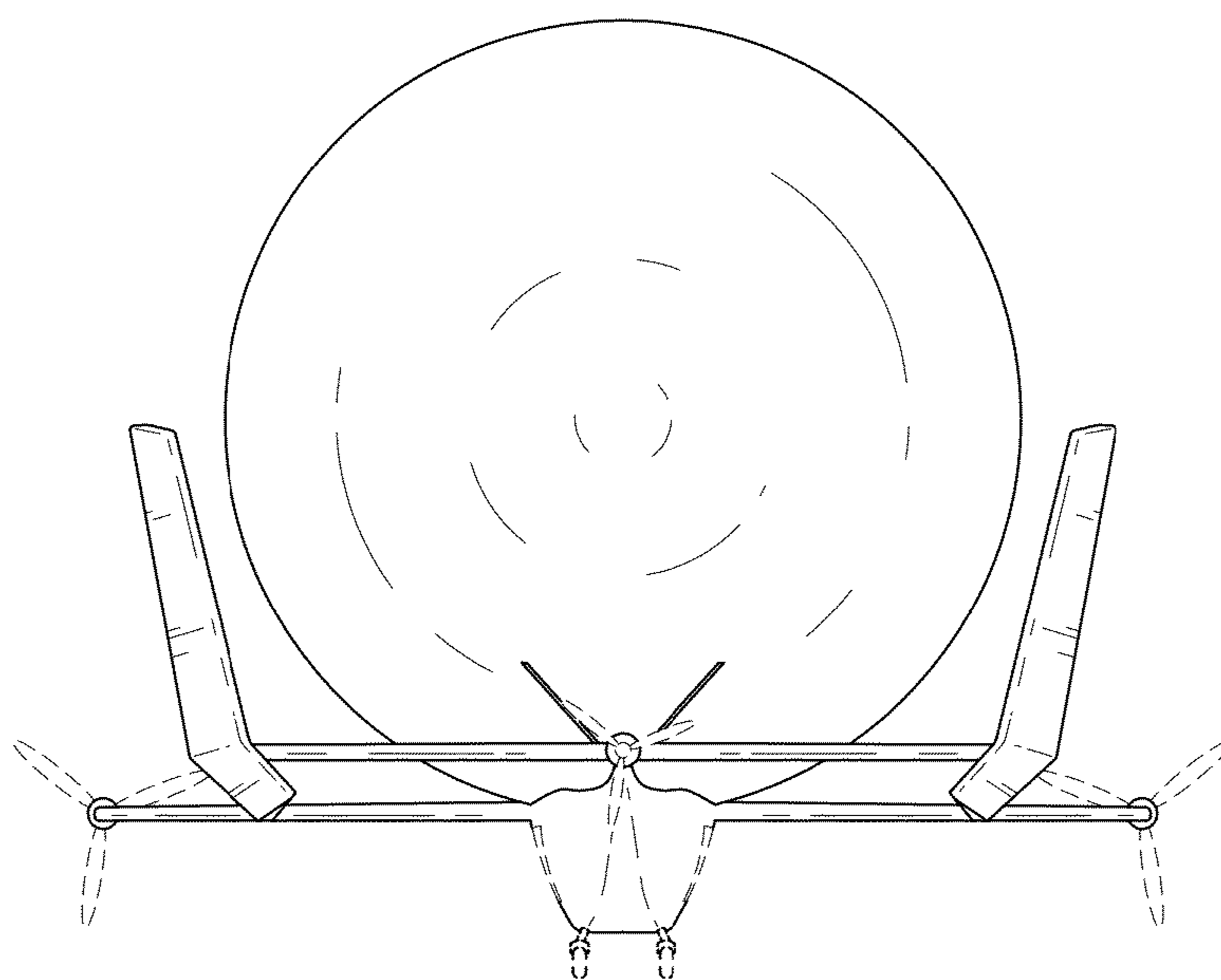


FIG. 3

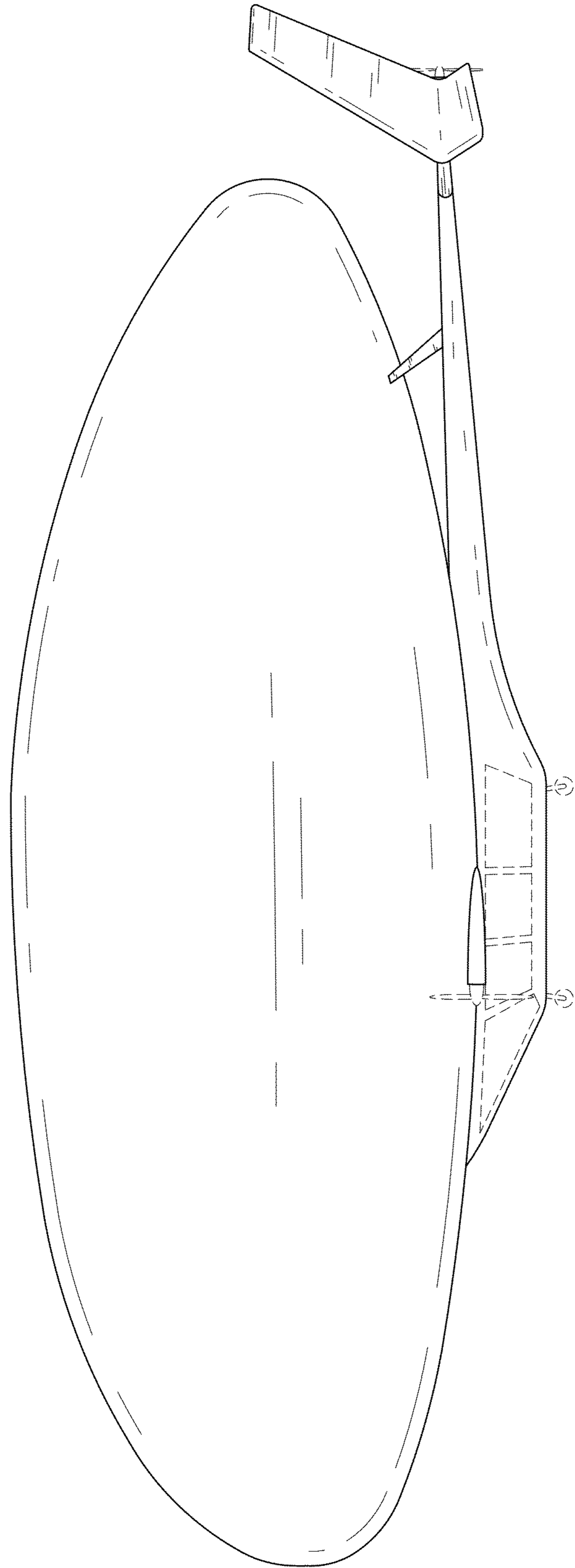


FIG. 4

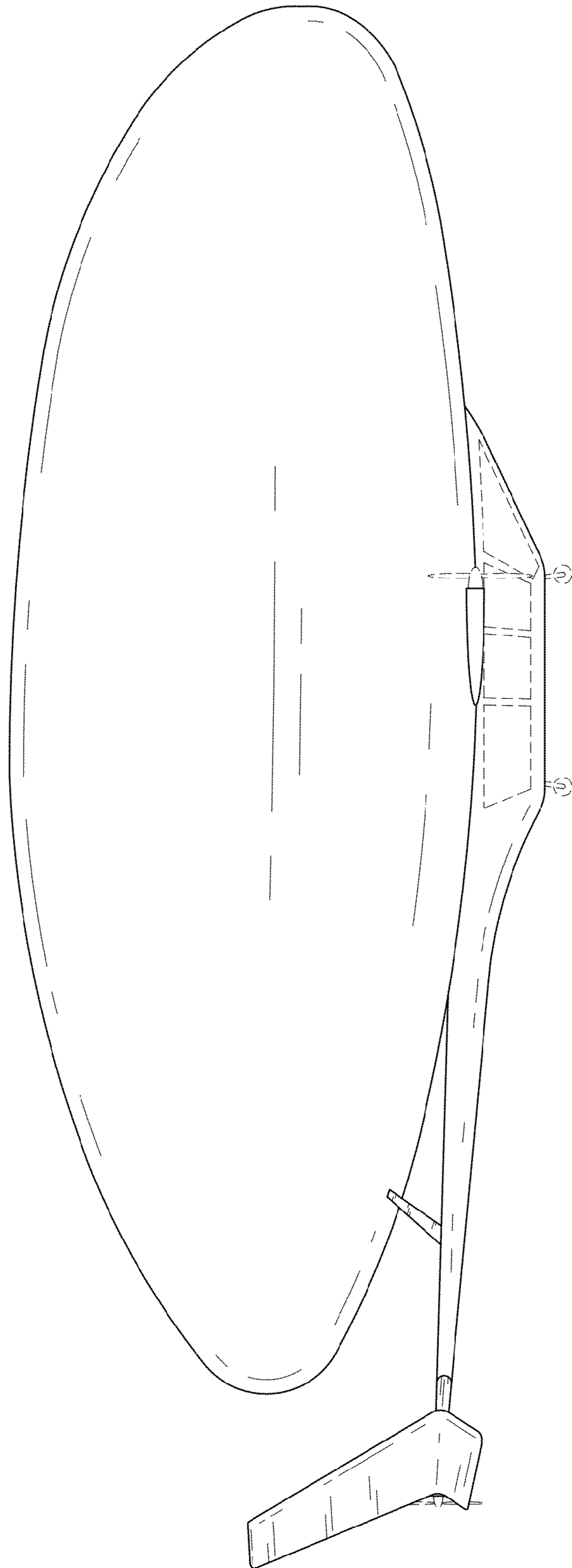


FIG. 5

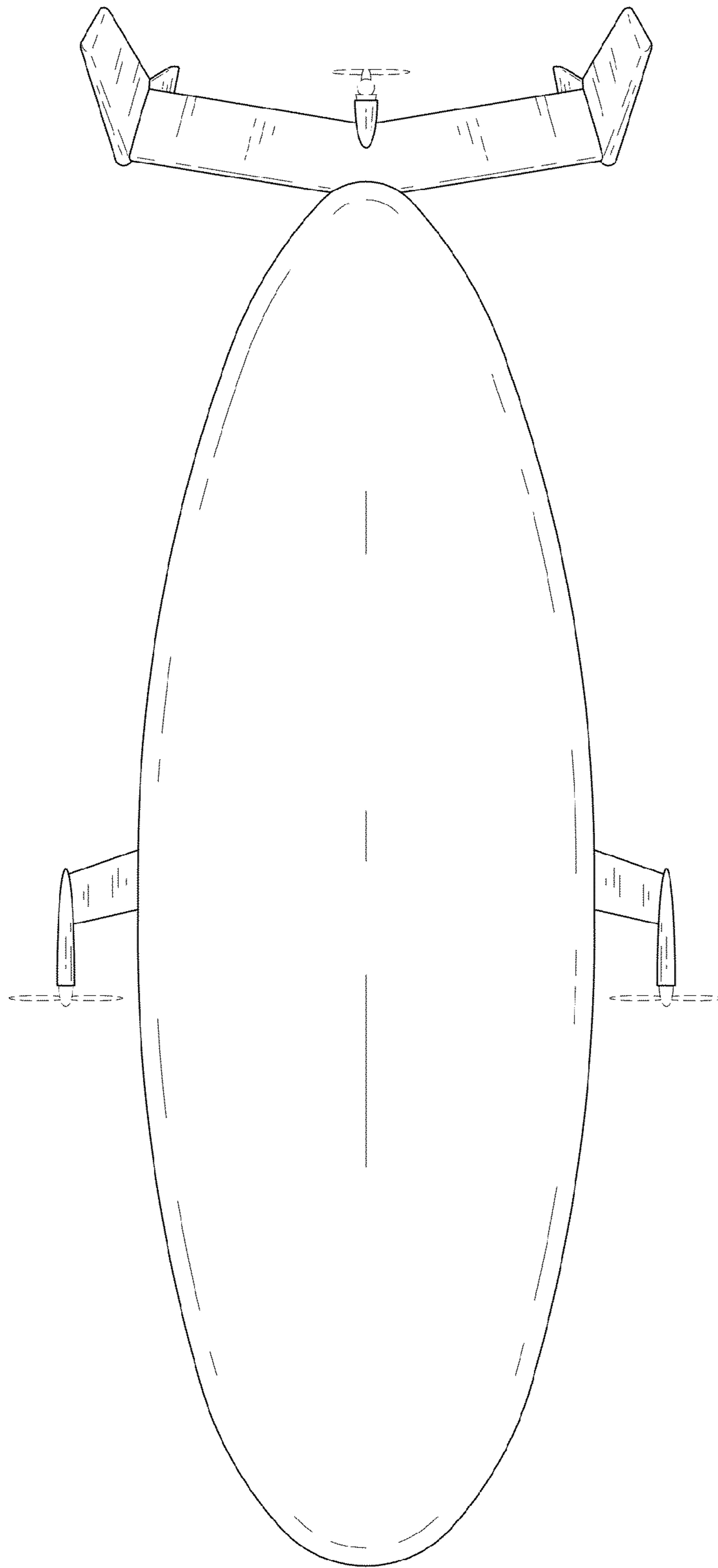


FIG. 6

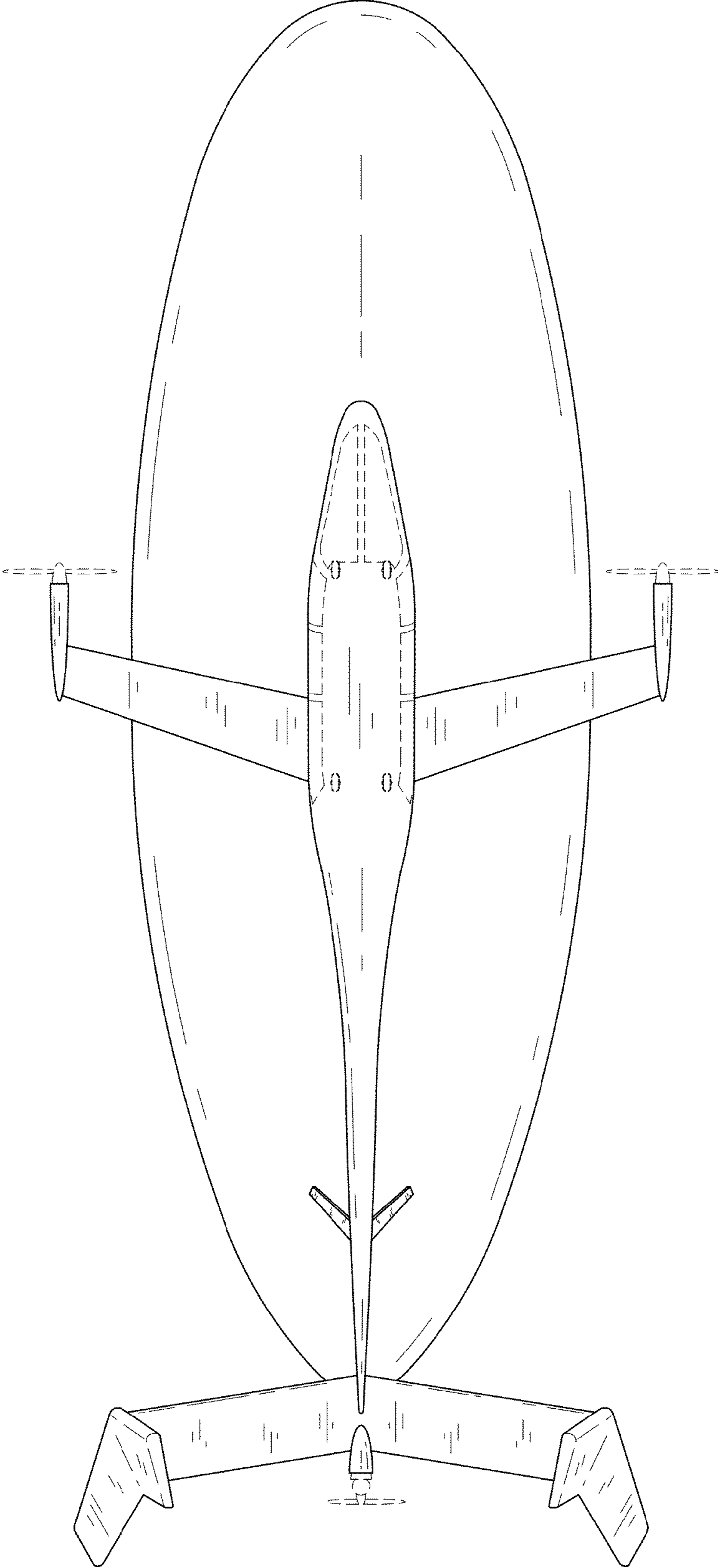


FIG. 7