



US00D713300S

(12) **United States Design Patent**
Tateishi et al.

(10) **Patent No.:** **US D713,300 S**
(45) **Date of Patent:** **** Sep. 16, 2014**

(54) **FRONT COVER FOR MOTOR SCOOTER**

(71) Applicant: **Honda Motor Co., Ltd.**, Tokyo (JP)

(72) Inventors: **Yasushi Tateishi**, Wako (JP); **Genichi Kito**, Wako (JP)

(73) Assignee: **Honda Motor Co., Ltd.**, Tokyo (JP)

(**) Term: **14 Years**

(21) Appl. No.: **29/479,196**

(22) Filed: **Jan. 13, 2014**

(30) **Foreign Application Priority Data**

Jul. 18, 2013 (JP) 2013-016372

(51) **LOC (10) Cl.** **12-11**

(52) **U.S. Cl.**
USPC **D12/114**

(58) **Field of Classification Search**

USPC 280/304.3, 835, 288.4, 291, 166, 304.4,
280/770, 850; D12/126, 186, 114, 218,
D12/182, 110, 196, 402, 117, 107, 125, 432,
D12/538; D6/354; 248/284.1, 354.3;
180/309, 68.1, 229, 219, 68.4, 288,
180/230, 228; 297/195.1, 215.12, 383,
297/423.42; 224/413; 296/78.1, 66, 37.12,
296/75; 403/4, 234; 123/195 A; 362/473;
182/91; 293/105; 23/184.21, 184.36,
23/198 E; 192/48.9, 83

See application file for complete search history.

(56) **References Cited**

U.S. PATENT DOCUMENTS

D269,171 S * 5/1983 Ikeda et al. D12/110
D271,865 S * 12/1983 Morioka et al. D12/110

D271,956 S * 12/1983 Morioka et al. D12/110
D273,851 S * 5/1984 Nagashima D12/110
D274,713 S * 7/1984 Morioka et al. D12/110
D281,962 S * 12/1985 Abe et al. D12/110
D283,605 S * 4/1986 Abe D12/110
D299,016 S * 12/1988 Kitagawa et al. D12/110
D299,447 S * 1/1989 Sakuma et al. D12/110
D321,849 S * 11/1991 Abe et al. D12/110
D538,204 S * 3/2007 Tako et al. D12/110
D642,497 S * 8/2011 Lin D12/110
D651,137 S * 12/2011 Lai et al. D12/110

* cited by examiner

Primary Examiner — Eric Goodman

Assistant Examiner — Ryan Harvey

(74) *Attorney, Agent, or Firm* — Birch, Stewart, Kolasch & Birch, LLP

(57) **CLAIM**

The ornamental design for a front cover for motor scooter, as shown and described.

DESCRIPTION

FIG. 1 is a perspective view from the front side of a front cover for motor scooter.

FIG. 2 is a perspective view from the front side thereof.

FIG. 3 is a front elevation view thereof.

FIG. 4 is a right side elevation view thereof.

FIG. 5 is a left side elevation view thereof.

FIG. 6 is a top plan view thereof; and,

FIG. 7 is a perspective view from the front side showing use thereof.

The portions of the front cover for motor scooter shown in broken lines are for the purpose of showing environmental structure only and form no part of the claimed design. The broken lines in FIG. 7 depicting a motor scooter are for the purpose of environmental subject matter and form no part of the claimed design.

1 Claim, 7 Drawing Sheets

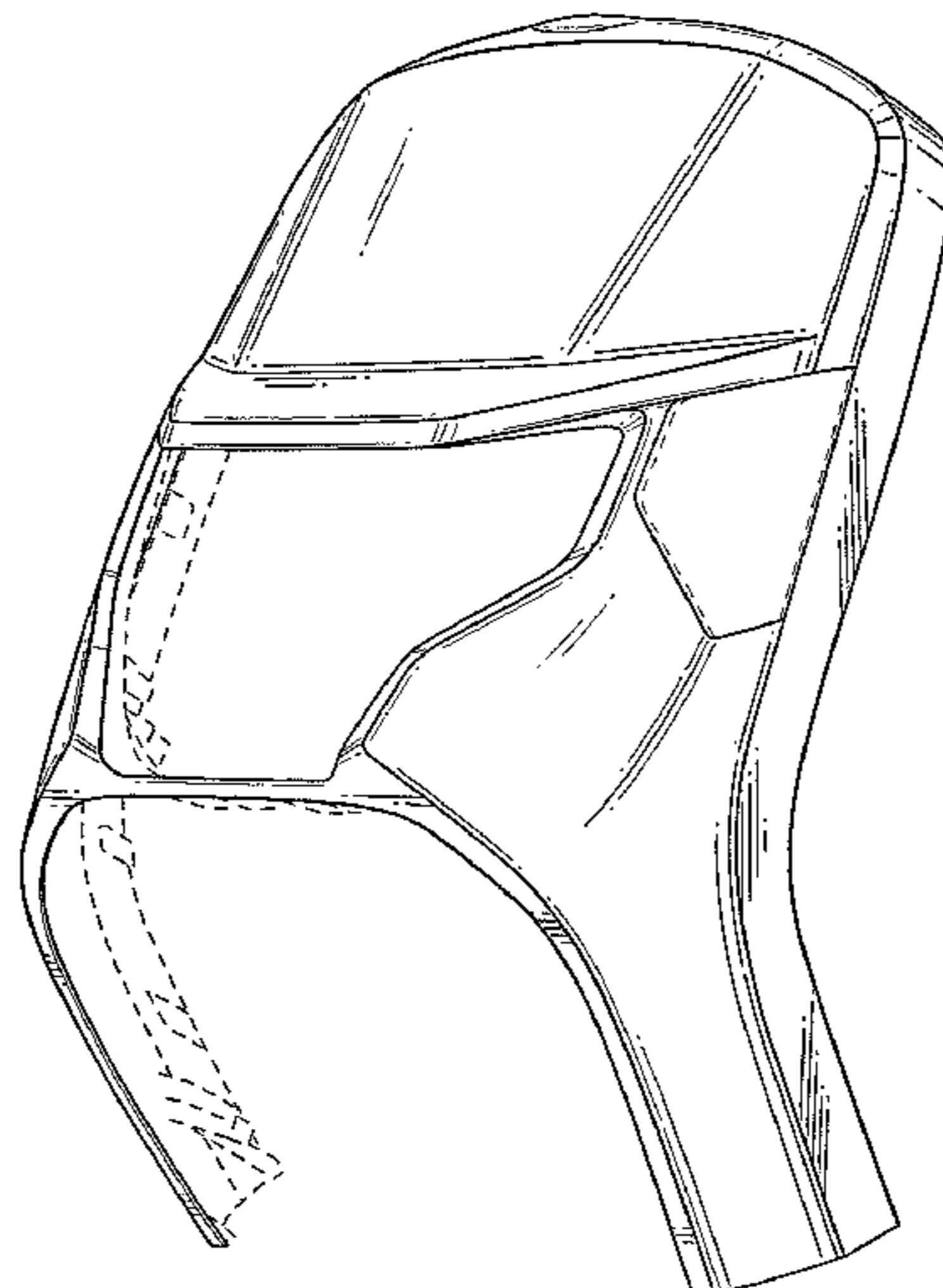


FIG. 1

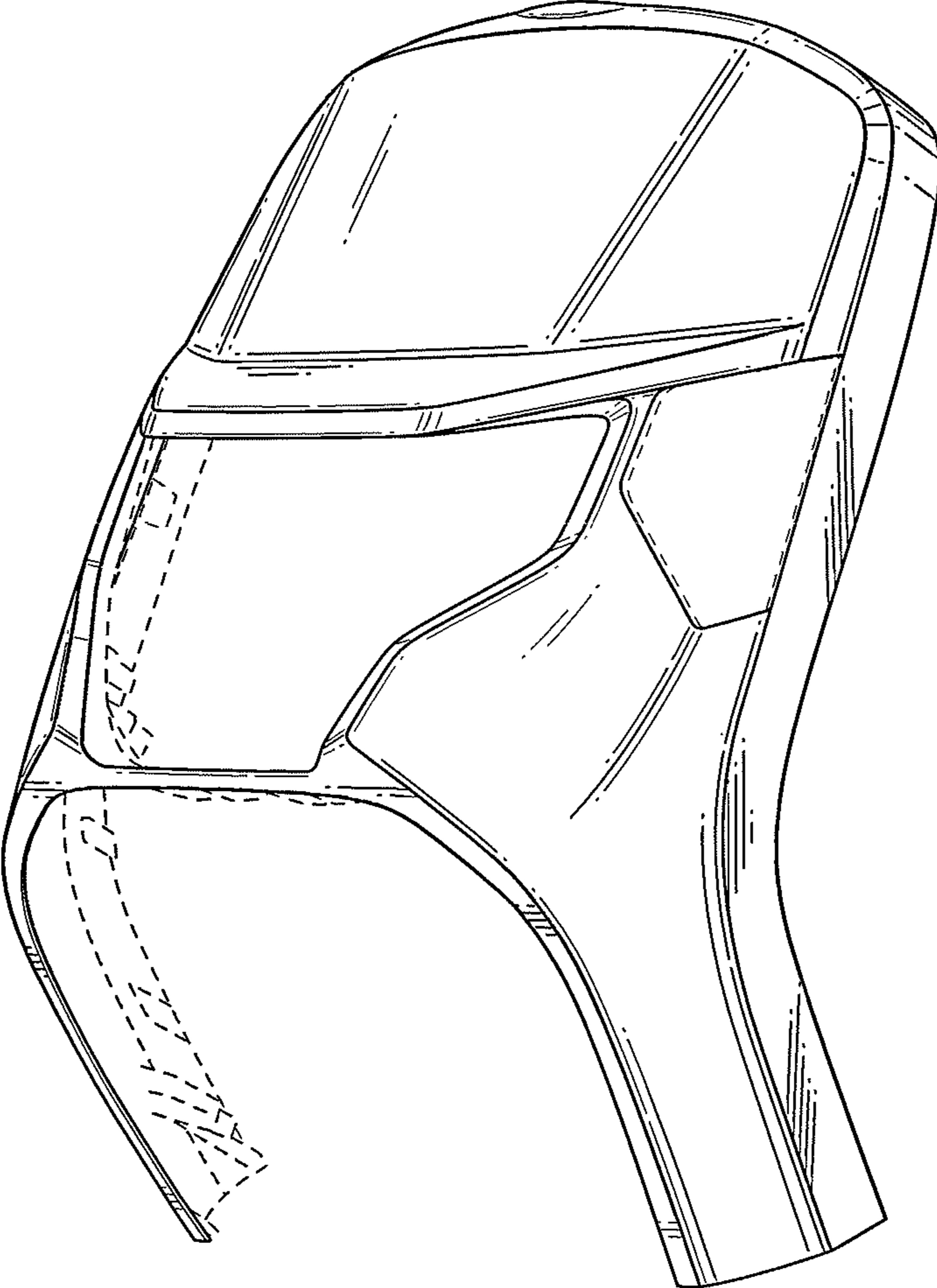


FIG. 2

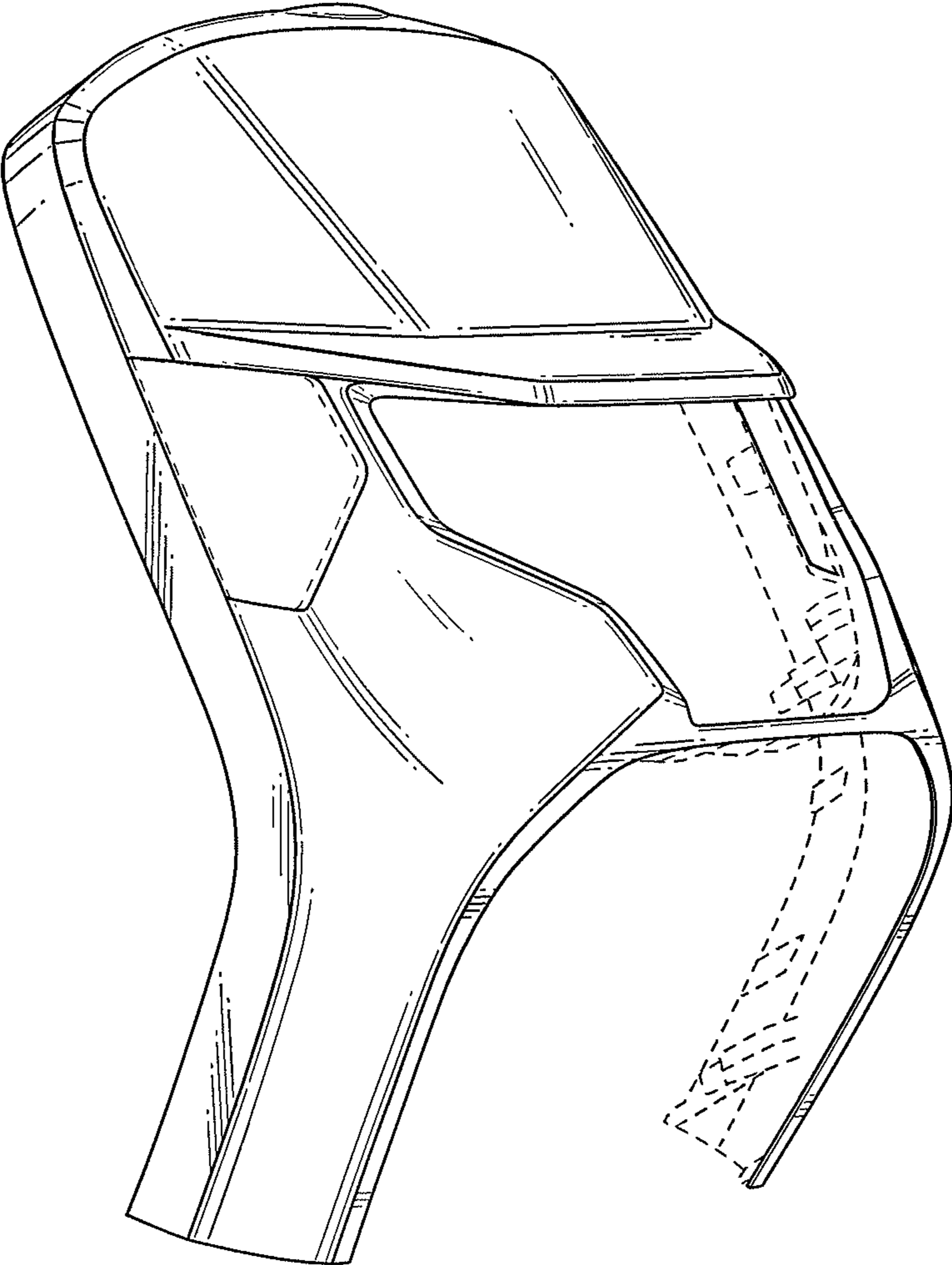


FIG. 3

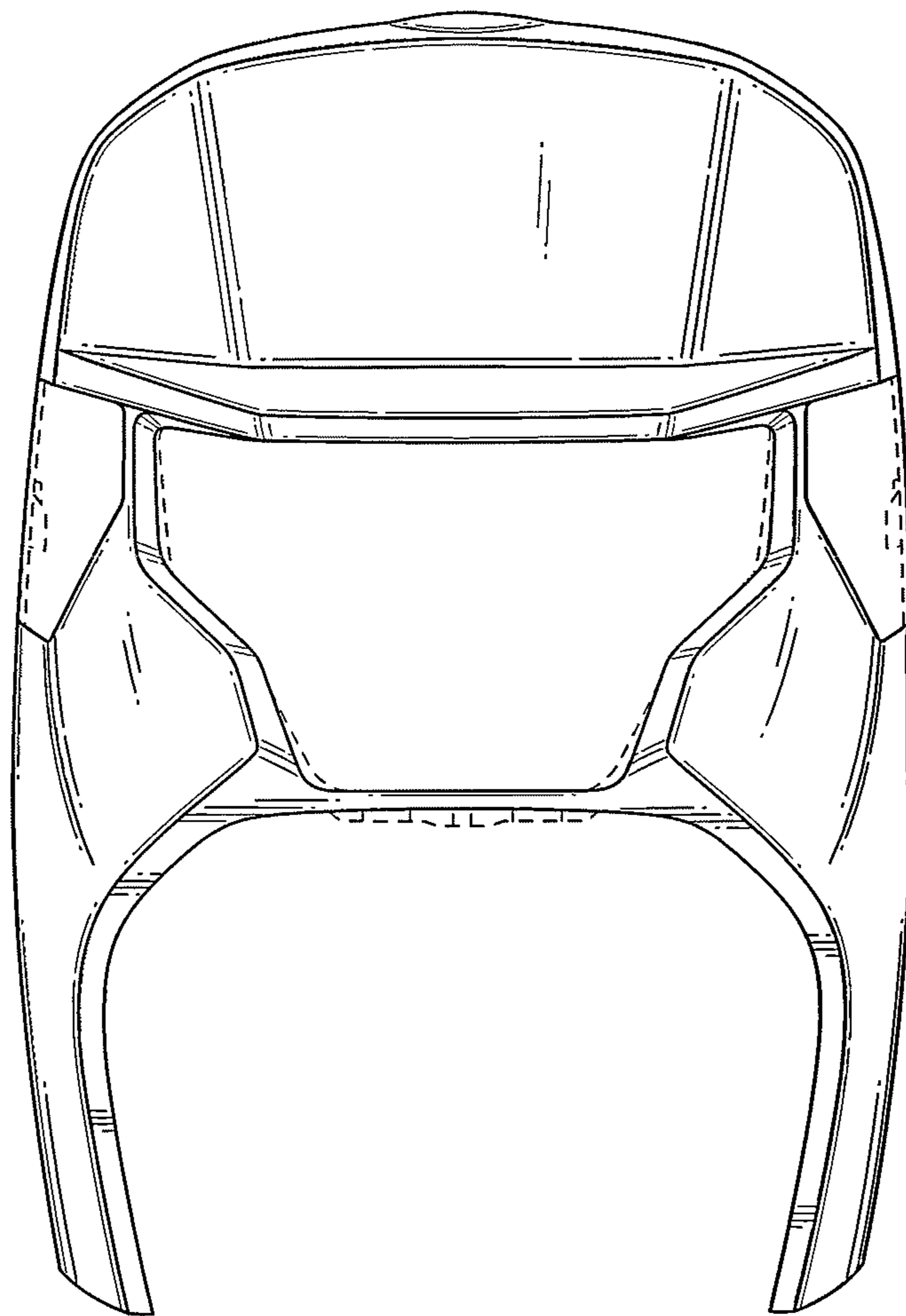


FIG. 4

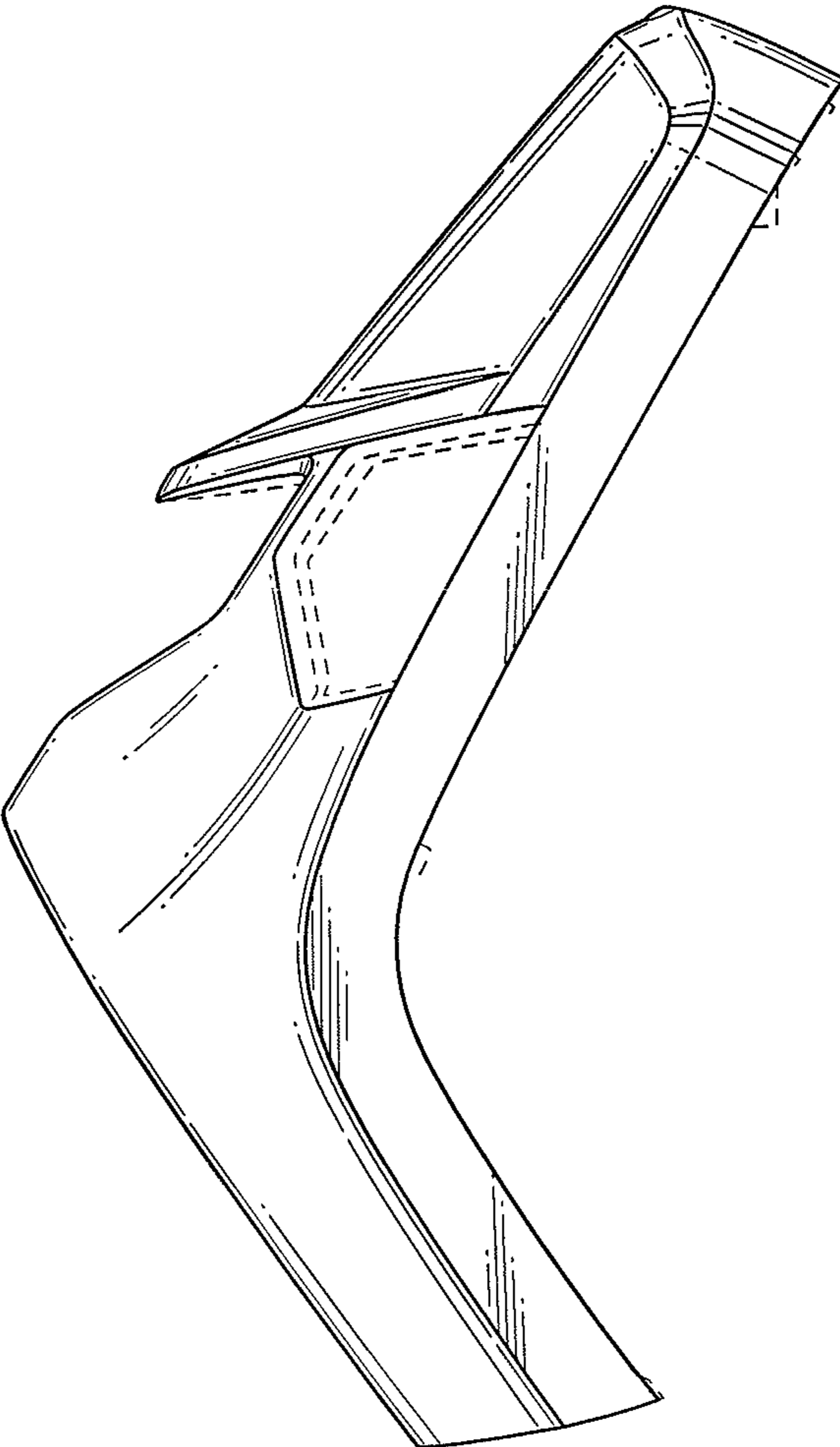


FIG. 5

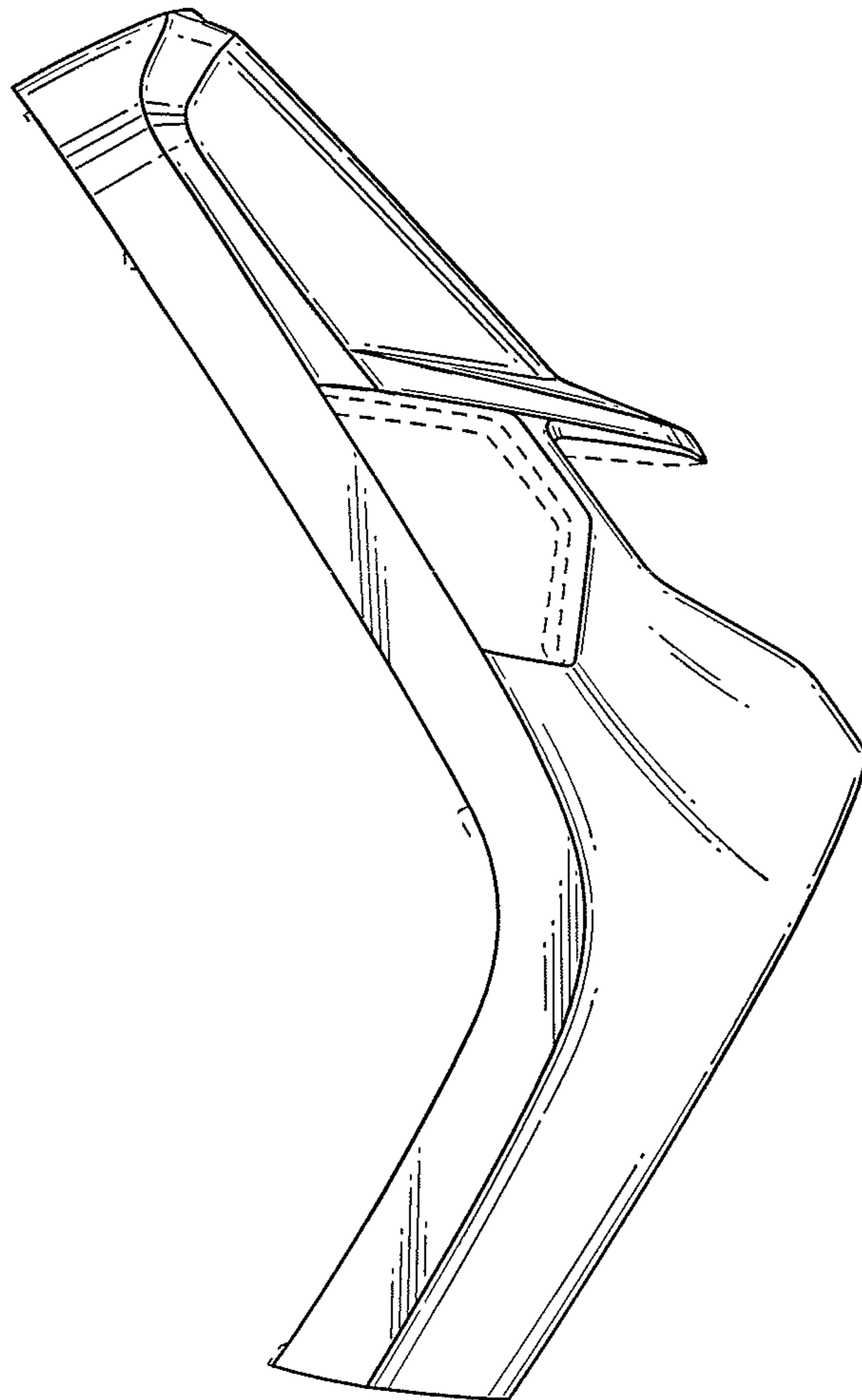


FIG. 6

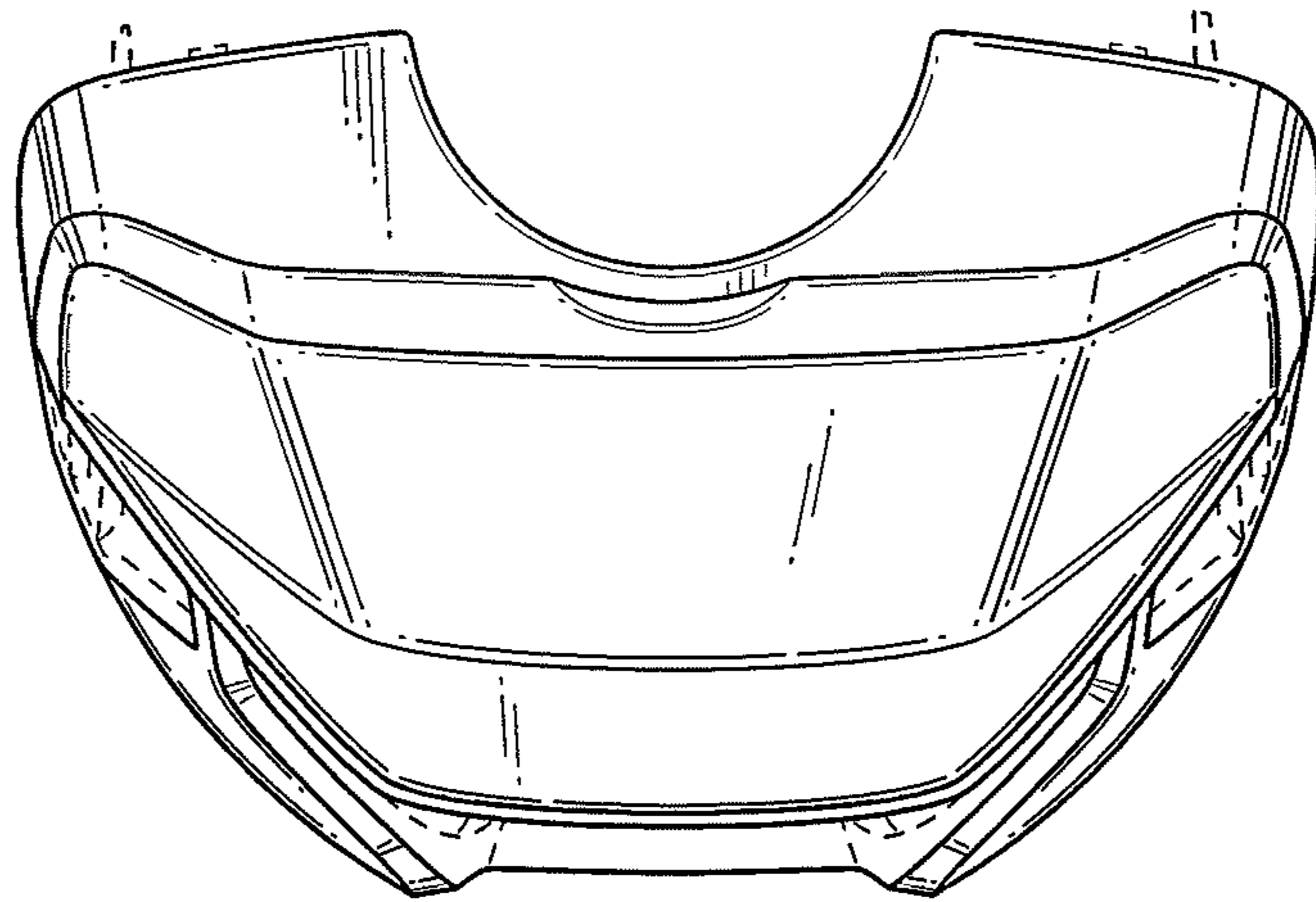


FIG. 7

