



US00D713295S

(12) **United States Design Patent**  
**Mouquet**

(10) **Patent No.:** **US D713,295 S**

(45) **Date of Patent:** **\*\* Sep. 16, 2014**

- (54) **BUCKLE FOR BELT**
- (71) Applicant: **Hermes Sellier (Societe par Actions Simplifree)**, Paris (FR)
- (72) Inventor: **Philippe Mouquet**, Paris (FR)
- (73) Assignee: **Hermes Sellier (Societe par Actions Simplifree)**, Paris (FR)

D396,661 S *	8/1998	Bates .....	D11/232
D479,812 S *	9/2003	Calvani .....	D11/234
D538,199 S *	3/2007	Mouquet .....	D11/231
D571,550 S *	6/2008	Valle .....	D2/976
D572,627 S *	7/2008	Censi et al. ....	D11/231
D585,181 S *	1/2009	Mouquet .....	D2/627
D632,216 S *	2/2011	Shani et al. ....	D11/216
D632,612 S *	2/2011	Shani et al. ....	D11/216

(\*\*) Term: **14 Years**

(21) Appl. No.: **29/442,337**

(22) Filed: **Feb. 7, 2013**

(30) **Foreign Application Priority Data**

Aug. 8, 2012 (WO) ..... DM/079 109

(51) **LOC (10) Cl.** ..... **02-07**

(52) **U.S. Cl.**  
USPC ..... **D11/231**

(58) **Field of Classification Search**  
USPC ..... D11/200–241, 87; D2/625–629, 976,  
D2/946; 24/614, 625, 650, 199–200, 170,  
24/30.5 R, 318; 224/163  
See application file for complete search history.

(56) **References Cited**

**U.S. PATENT DOCUMENTS**

D82,997 S *	1/1931	King .....	D11/236
2,538,938 A *	1/1951	Garay .....	24/178
D264,767 S *	6/1982	Spreter .....	D11/230
D283,752 S *	5/1986	Kirk .....	D11/200
D285,625 S *	9/1986	Kirk .....	D11/208
D344,693 S *	3/1994	Tierce et al. ....	D11/232
D360,168 S *	7/1995	Kelleghan .....	D11/216

**OTHER PUBLICATIONS**

US Office Action for U.S. Appl. No. 29/442,336 DTD Jan. 29, 2014.  
Notice of Allowance dated May 8, 2014, in U.S. Appl. No. 29/442,336.

\* cited by examiner

*Primary Examiner* — T. Chase Nelson

*Assistant Examiner* — Mark Cavanna

(74) *Attorney, Agent, or Firm* — Foley & Lardner LLP

(57) **CLAIM**

I claim the ornamental design for a buckle for belt, as shown and described.

**DESCRIPTION**

FIG. 1 is a front view of a buckle for belt of the claimed design;

FIG. 2 is a rear view of the buckle for belt shown in FIG. 1;

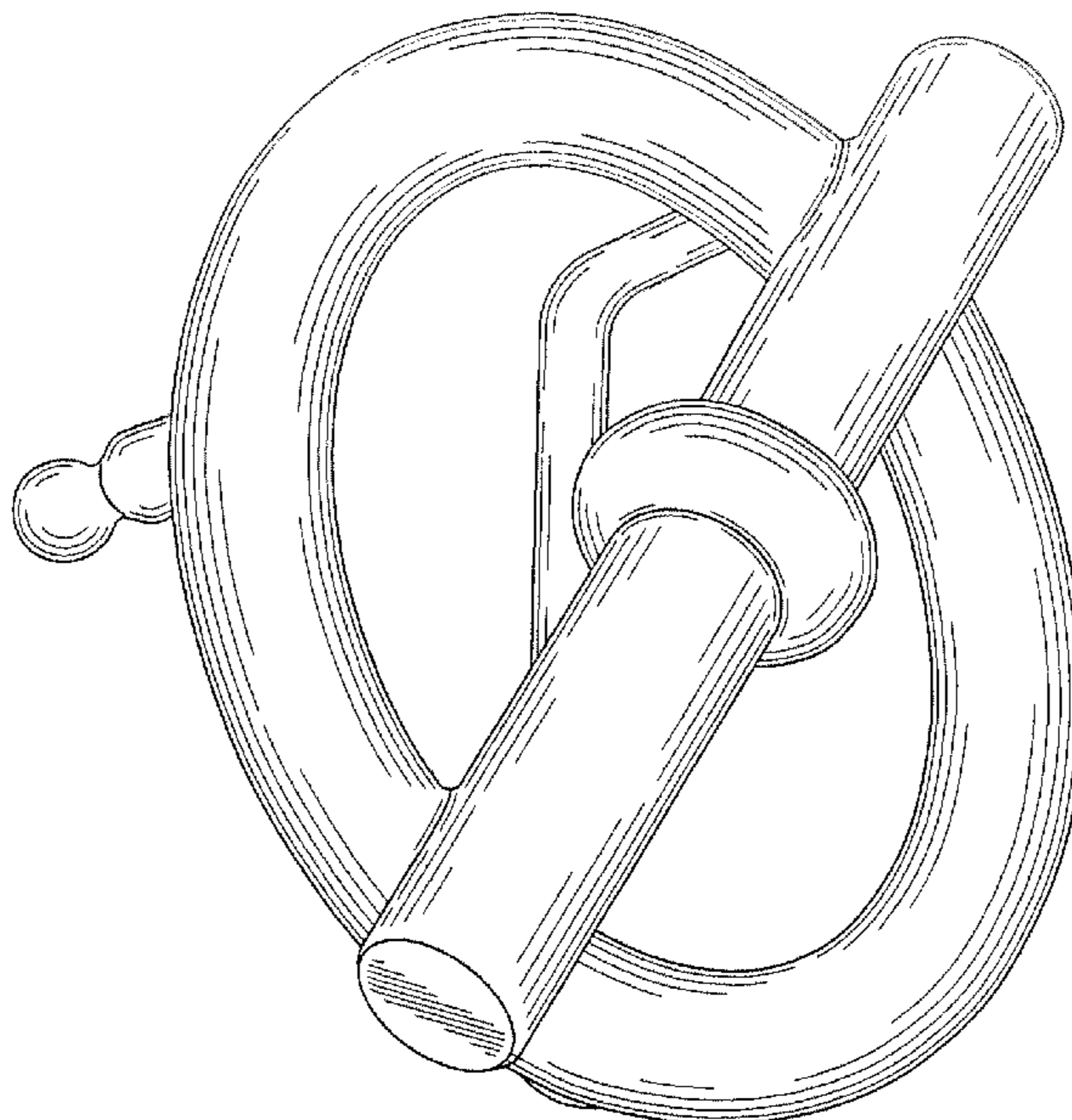
FIG. 3 is a left side view of the buckle for belt shown in FIG. 1;

FIG. 4 is a right side view of the buckle for belt shown in FIG. 1;

FIG. 5 is a bottom view of the buckle for belt shown in FIG. 1;

FIG. 6 is a top view of the buckle for belt shown in FIG. 1; and, FIG. 7 is a front perspective view of the buckle for belt shown in FIG. 1.

**1 Claim, 7 Drawing Sheets**






Fig. 1




Fig. 2

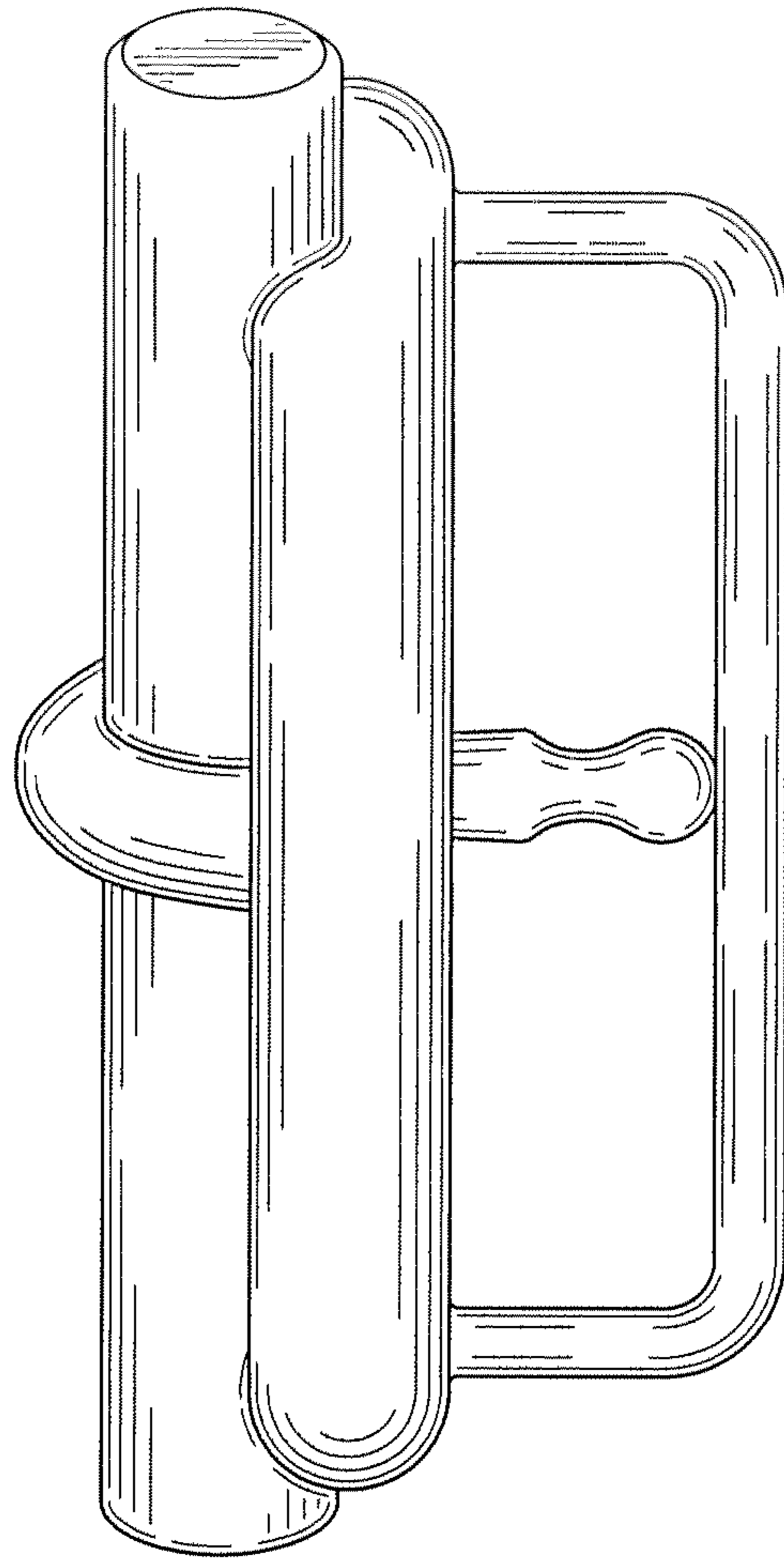


Fig. 3

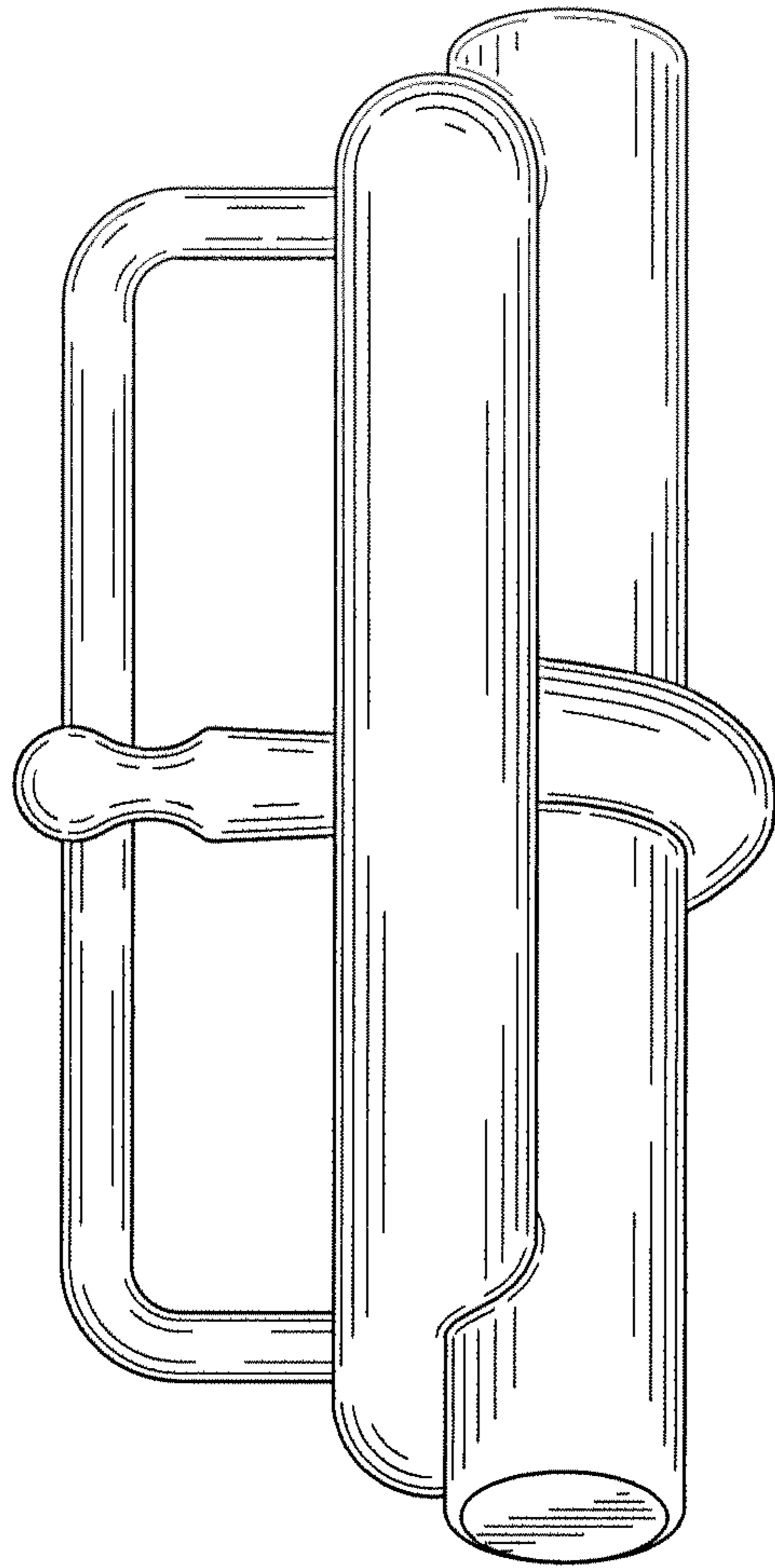


Fig. 4

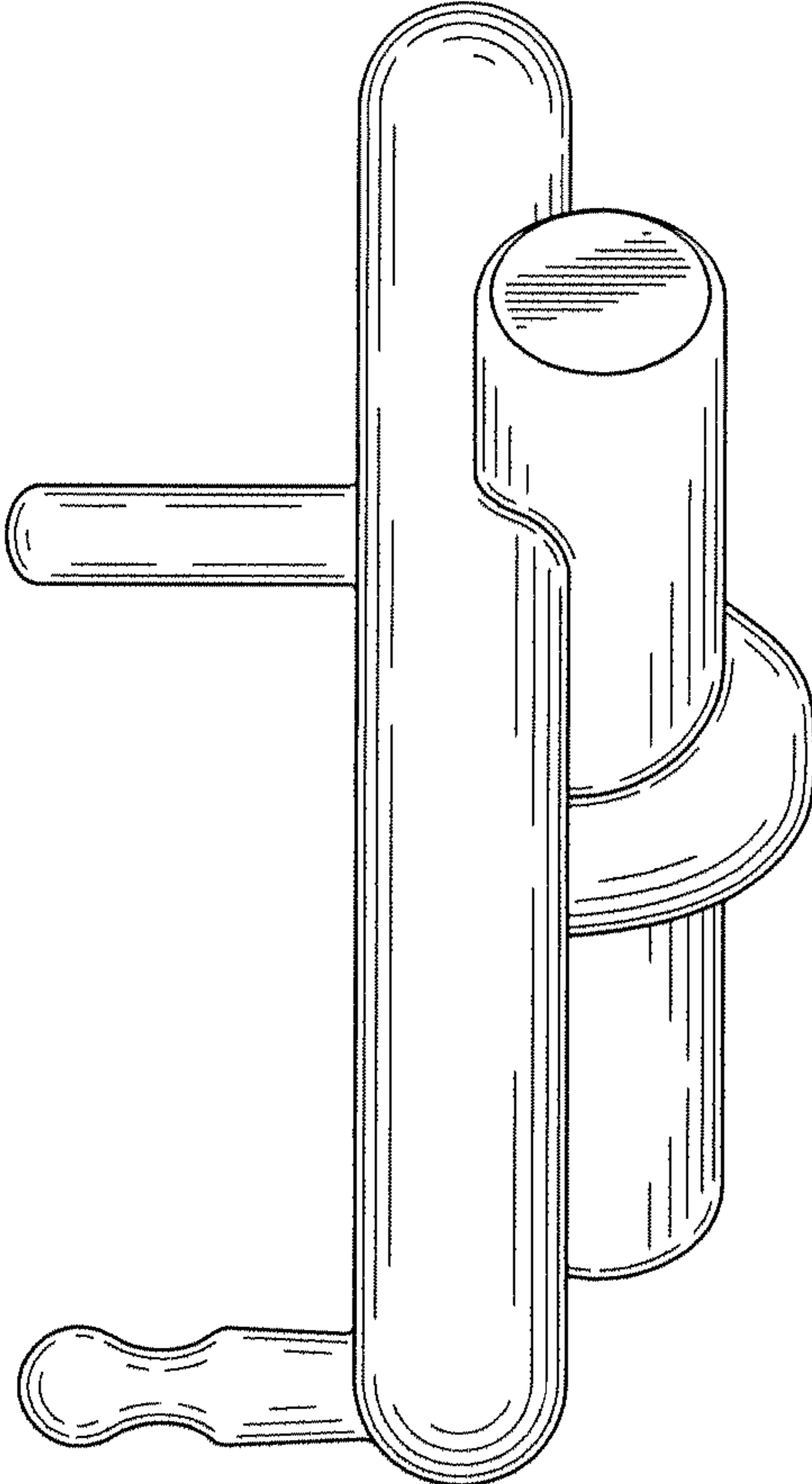


Fig. 5

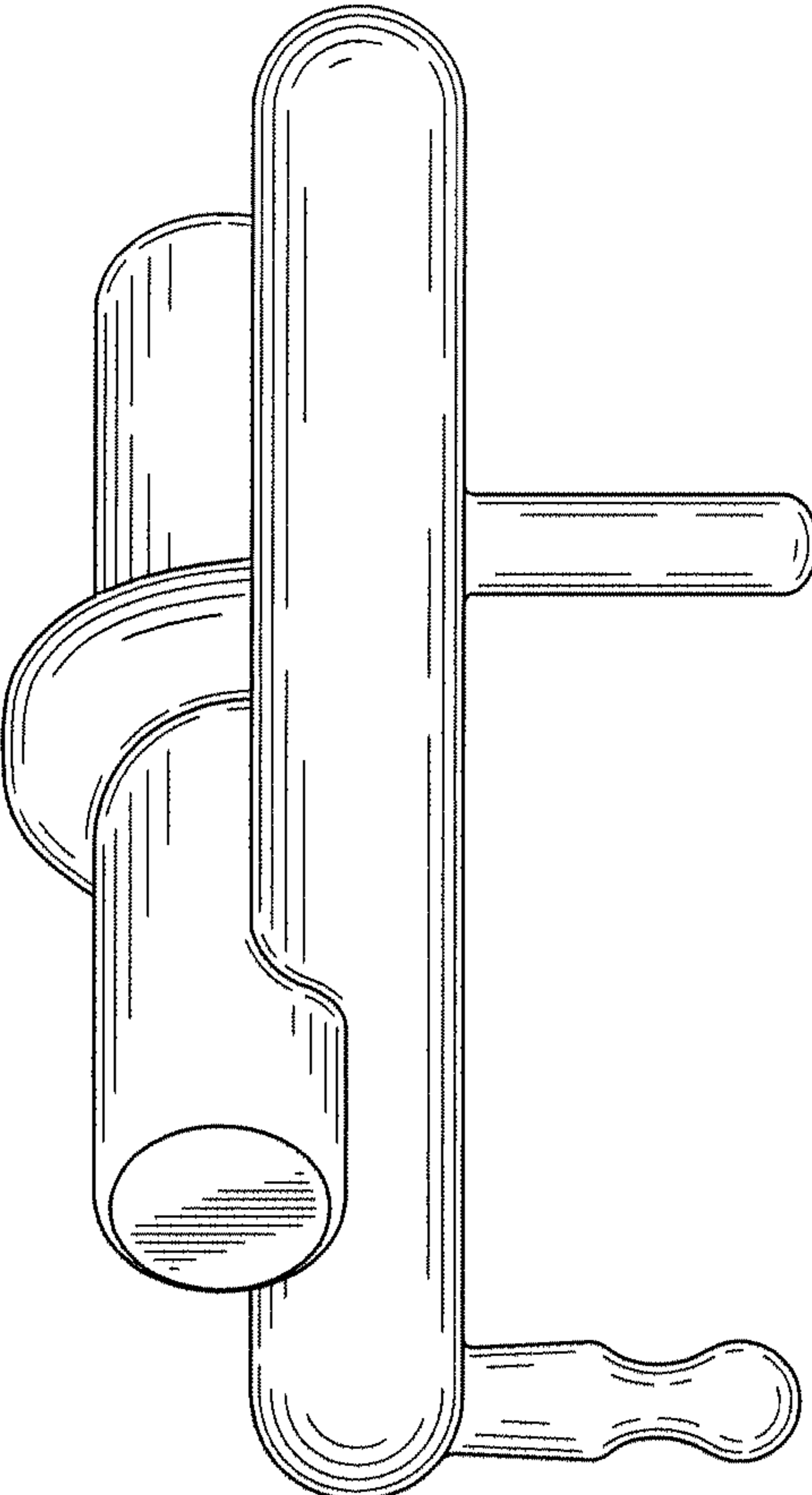


Fig. 6

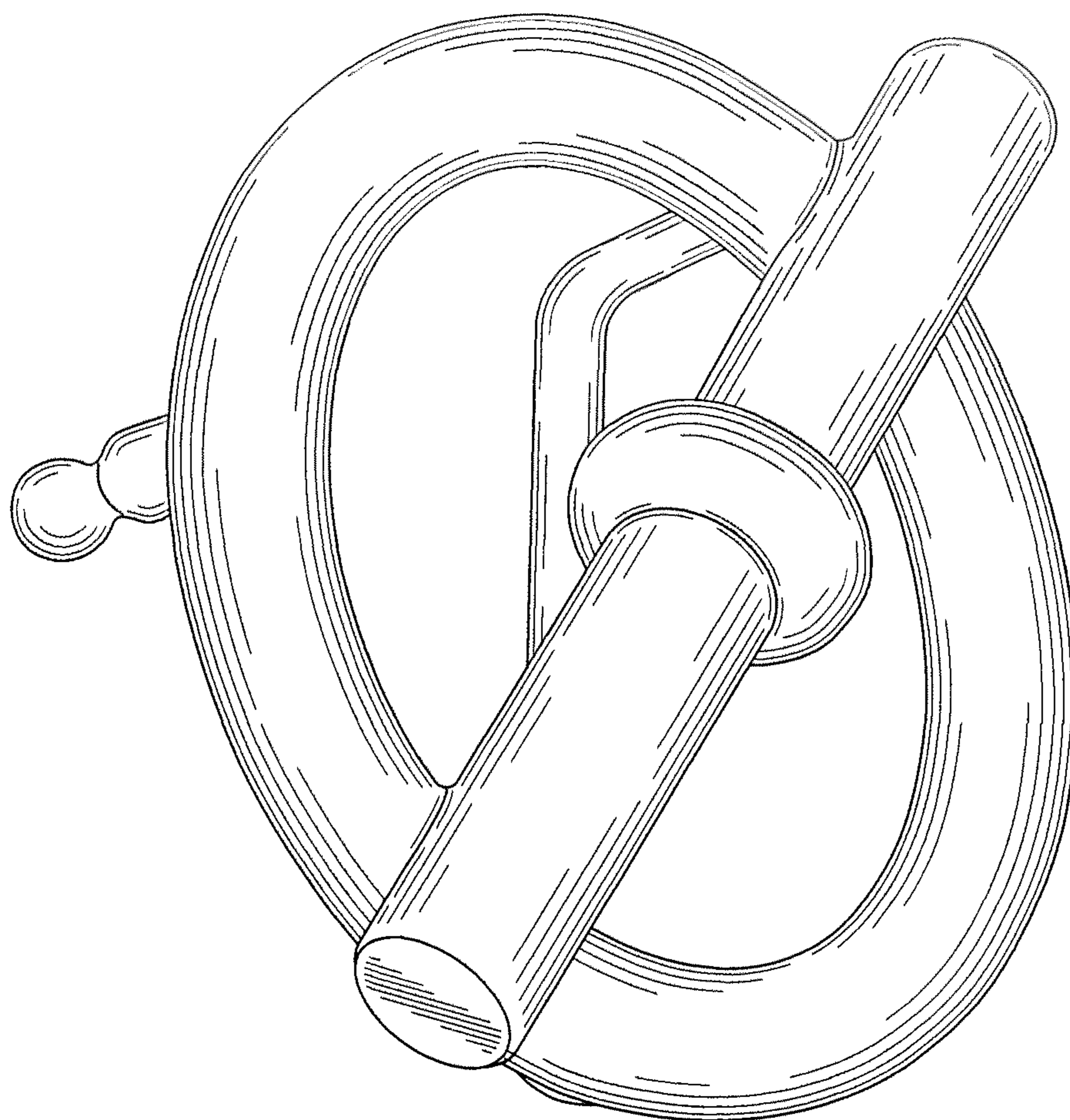


Fig. 7