



US00D713275S

(12) **United States Design Patent**
Zhenmei et al.

(10) **Patent No.:** **US D713,275 S**

(45) **Date of Patent:** **** Sep. 16, 2014**

(54) **METER**

(71) Applicant: **FLIR Systems, Inc.**, Wilsonville, OR
(US)

(72) Inventors: **Mao Zhenmei**, Shanghai (CN); **Michael Fox**, Nashua, NH (US); **David Pelletier**,
Cupertino, CA (US); **Giovanni Lepore**,
Peabody, MA (US); **Samuel M. Ruback**,
Bedford, NH (US)

(73) Assignee: **FLIR Systems, Inc.**, Wilsonville, OR
(US)

(**) Term: **14 Years**

(21) Appl. No.: **29/459,081**

(22) Filed: **Jun. 25, 2013**

(51) **LOC (10) Cl.** **10-04**

(52) **U.S. Cl.**
USPC **D10/80**

(58) **Field of Classification Search**
CPC G01R 1/22; G01R 1/04; G01R 15/181;
G01R 15/186; G01R 15/12; G01R 15/125;
G01D 11/24; G06F 17/00
USPC D10/79-80; 324/72.5, 556, 133, 149,
324/503, 117 H, 117 R, 99 D, 543, 555, 66,
324/72, 754, 115, 141, 126, 127, 116, 156;
200/341, 336; 361/679.01, 728
See application file for complete search history.

(56) **References Cited**

U.S. PATENT DOCUMENTS

5,625,286 A * 4/1997 Kamiya 324/156
D515,952 S * 2/2006 Chang D10/78
D625,635 S * 10/2010 Tian D10/78
8,013,594 B2 * 9/2011 Worones 324/115
8,269,481 B2 * 9/2012 Garland et al. 324/115
8,358,121 B2 * 1/2013 Hudson et al. 324/115
8,405,380 B2 * 3/2013 Marzynski et al. 324/114

D684,073 S * 6/2013 Elrod et al. D10/78
8,466,671 B2 * 6/2013 Worones 324/156
D699,134 S * 2/2014 Waaler et al. D10/81
D705,681 S * 5/2014 Morishita et al. D10/78
8,755,173 B2 * 6/2014 Laurino et al. 361/679.01

FOREIGN PATENT DOCUMENTS

EM 001394928-0001 3/2014
EM 001394936-0001 3/2014
EM 001394936-0002 3/2014
EM 001394936-0003 3/2014
EM 001394936-0004 3/2014

OTHER PUBLICATIONS

U.S. Appl. No. 29/459,084, filed Jun. 25, 2013, Mao Zhenmei et al.
U.S. Appl. No. 29/459,079, filed Jun. 25, 2013, Mao Zhenmei et al.
U.S. Appl. No. 29/459,080, filed Jun. 25, 2013, Mao Zhenmei et al.
U.S. Appl. No. 29/459,083, filed Jun. 25, 2013, Mao Zhenmei et al.

* cited by examiner

Primary Examiner — Antoine D Davis

(74) *Attorney, Agent, or Firm* — Wolf, Greenfield & Sacks,
P.C.

(57) **CLAIM**

The ornamental design for a meter, as shown and described.

DESCRIPTION

FIG. 1 is a side, top, perspective view of the meter with elements thereof shown in phantom.

FIG. 2 is a front view thereof;

FIG. 3 is a rear view thereof;

FIG. 4 is a left side view thereof;

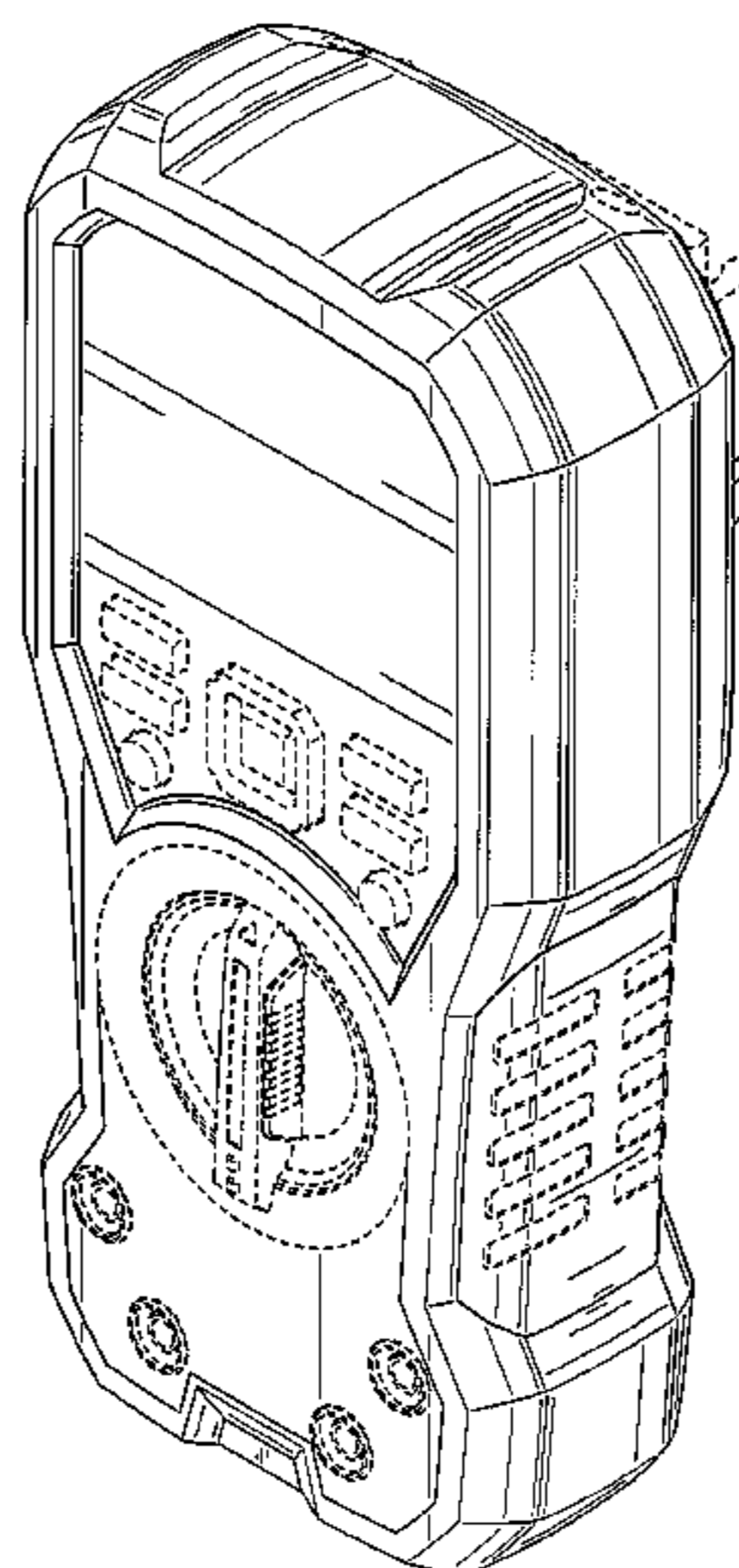
FIG. 5 is a right side view thereof;

FIG. 6 is a top view thereof; and,

FIG. 7 is a bottom view thereof.

The elements shown in phantom form no part of the claim design.

1 Claim, 6 Drawing Sheets



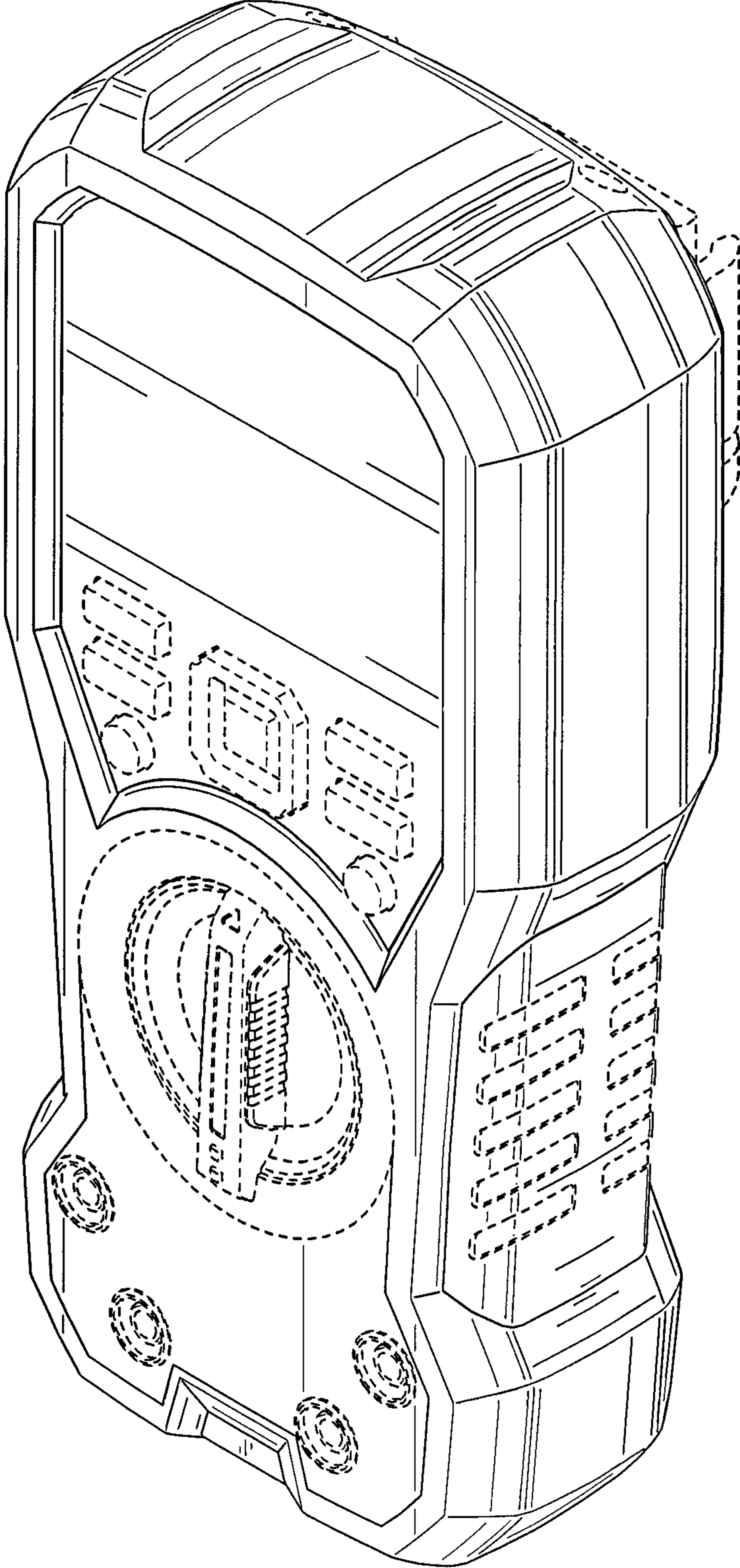


FIG. 1

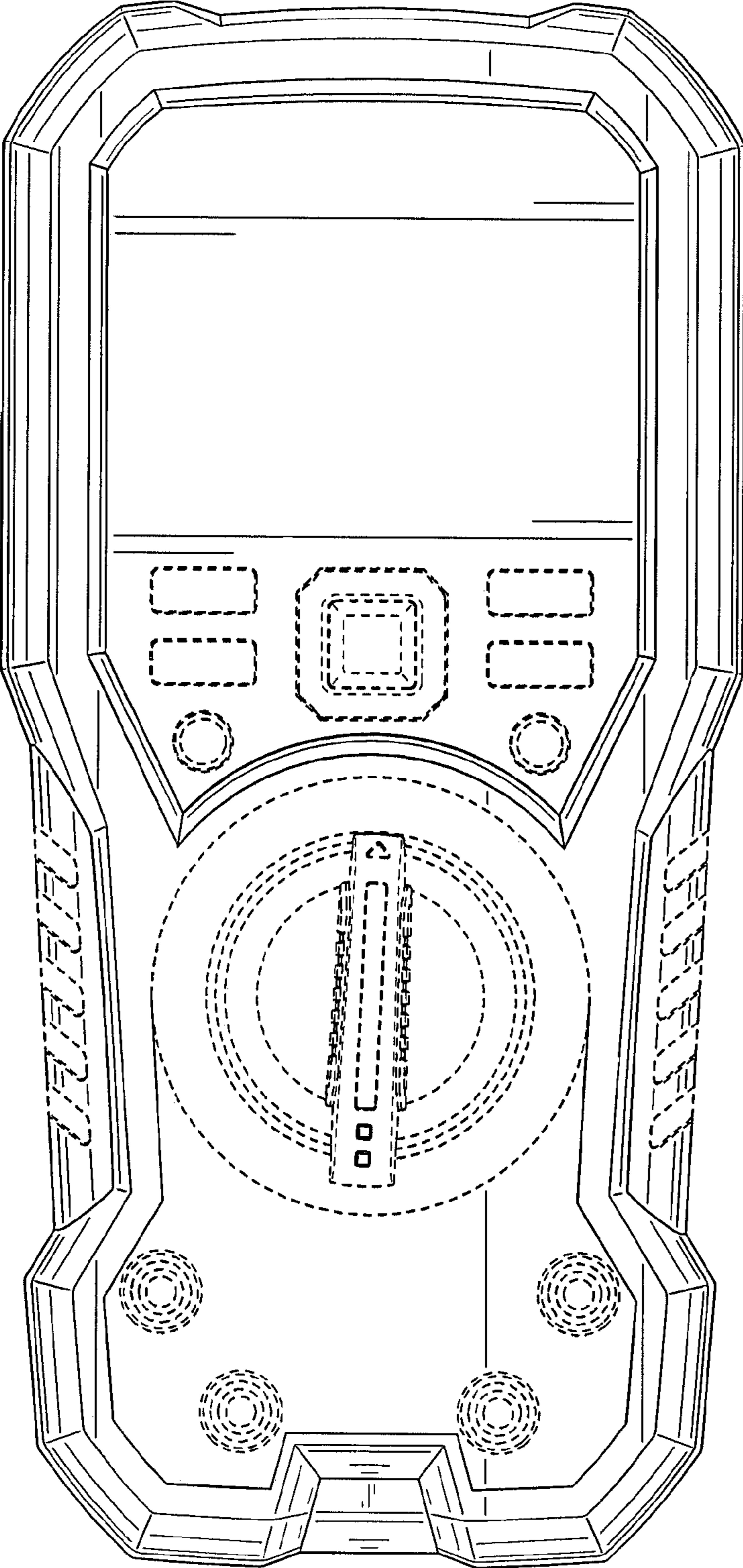


FIG. 2

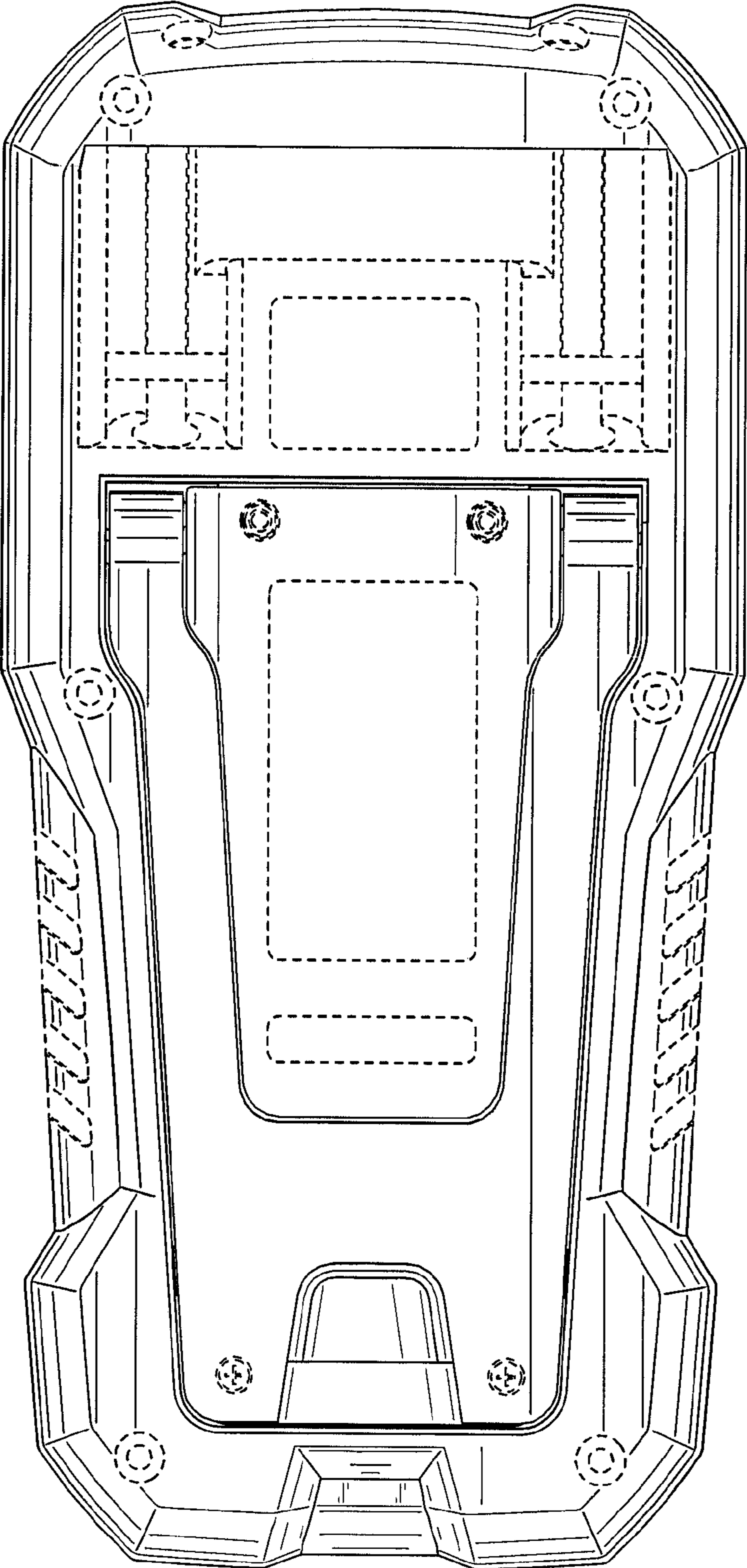


FIG. 3

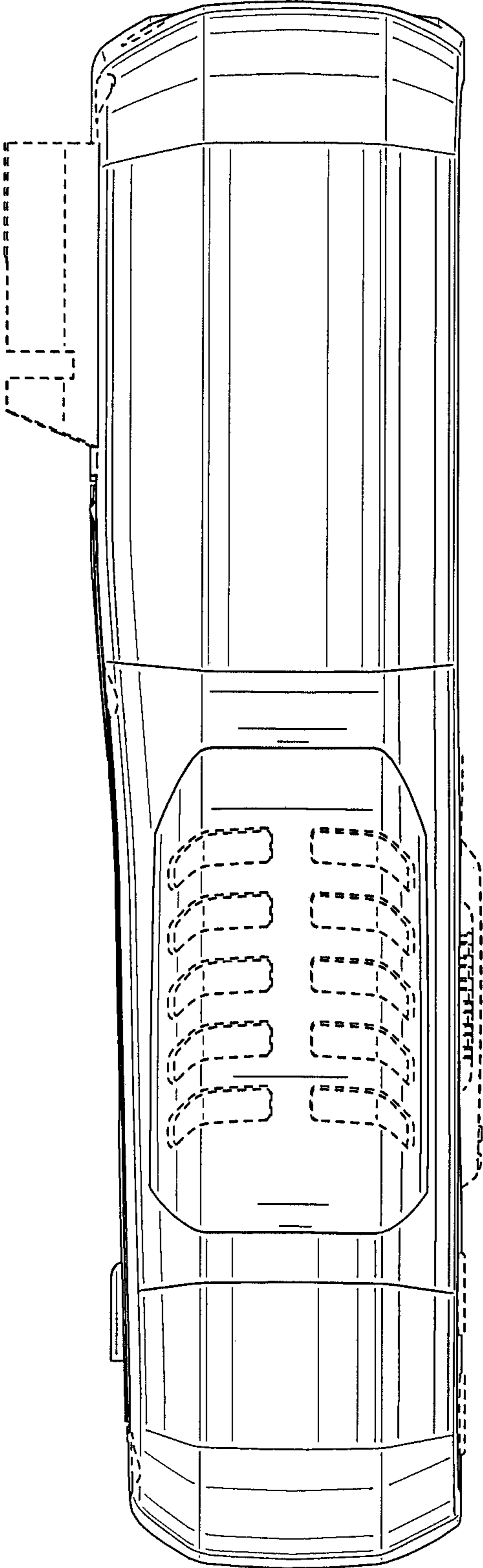


FIG. 4

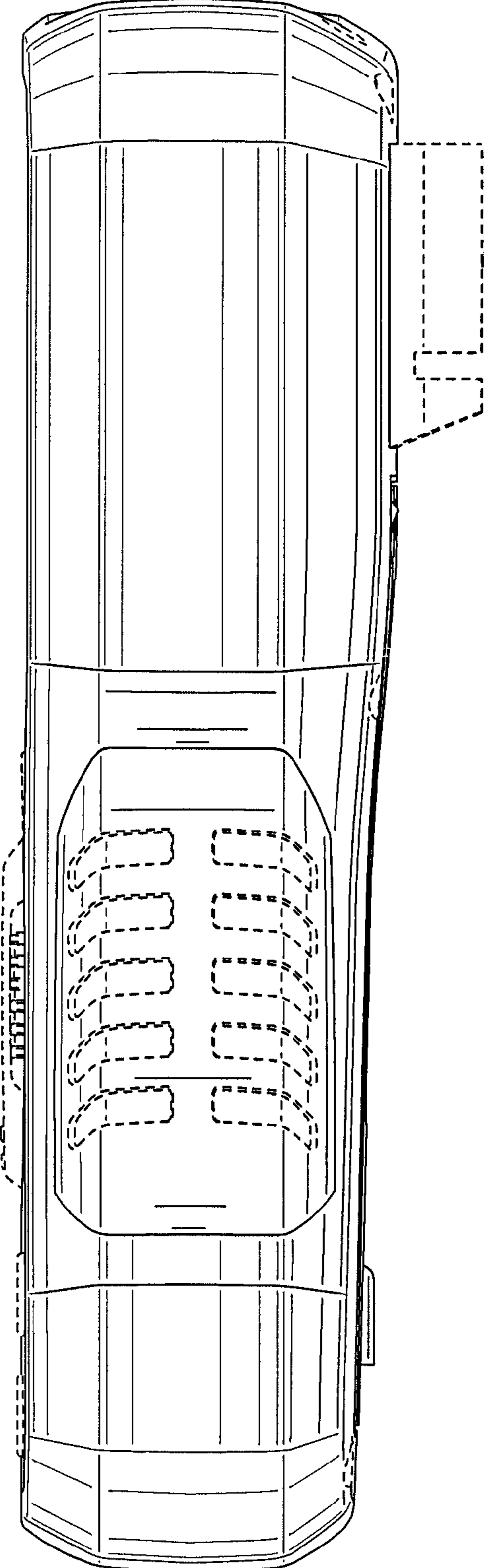


FIG. 5

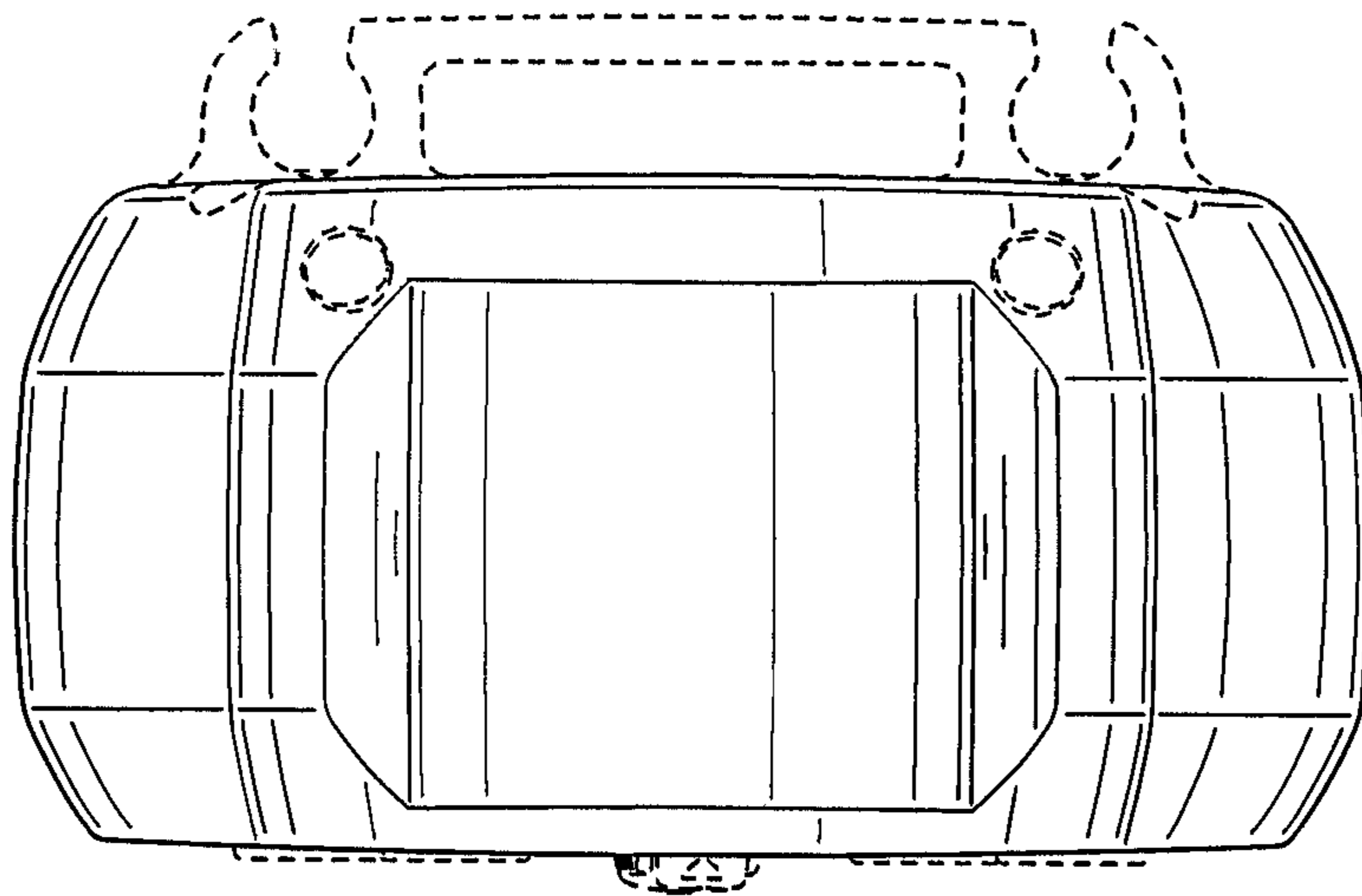


FIG. 6

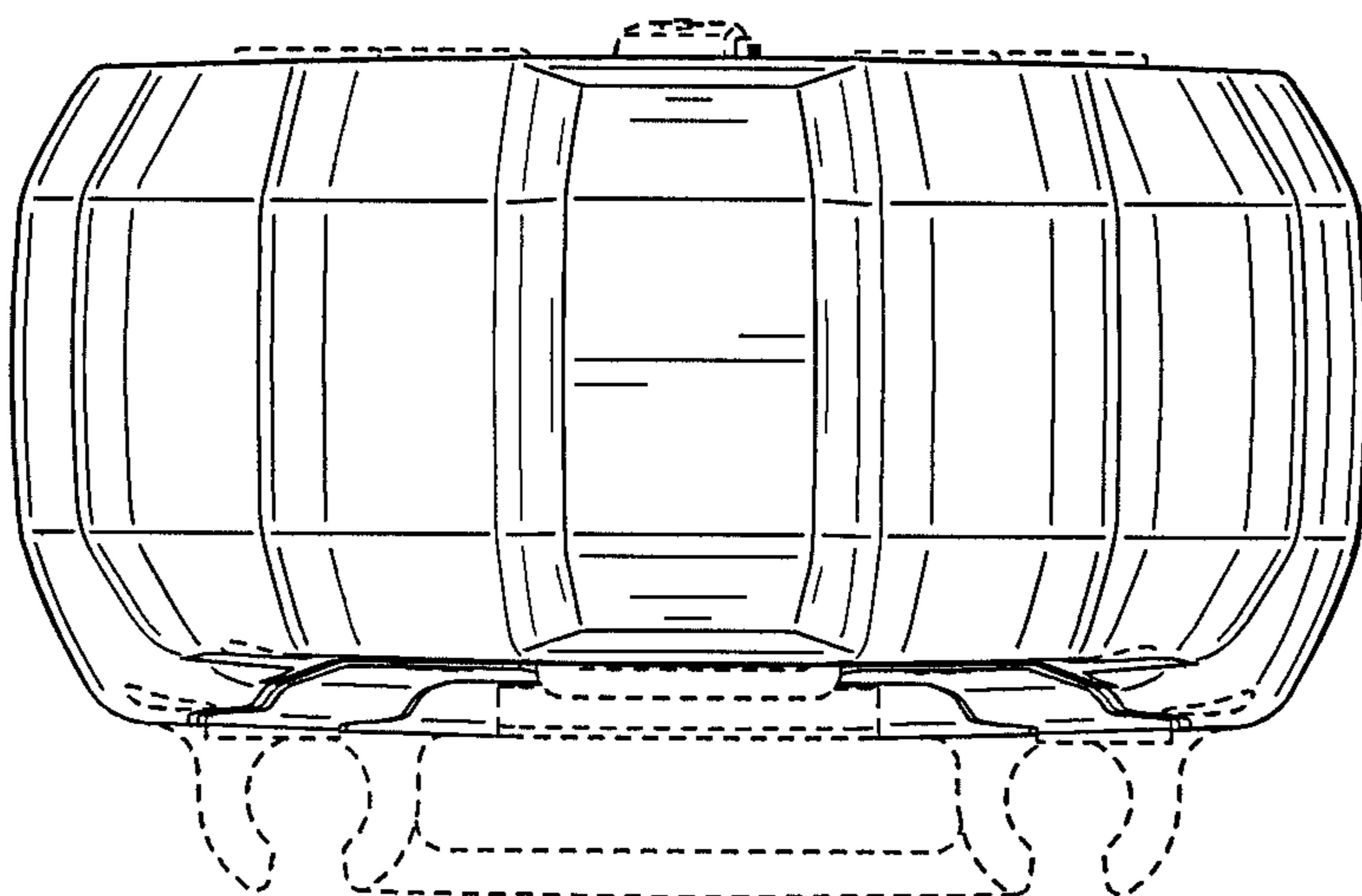


FIG. 7