



US00D713263S

(12) **United States Design Patent**  
**Kim**

(10) **Patent No.:** **US D713,263 S**

(45) **Date of Patent:** **\*\* Sep. 16, 2014**

(54) **COSMETIC CONTAINER**

(71) Applicant: **Nature Republic Co., Ltd.**, Seoul (KR)

(72) Inventor: **Hye Mi Kim**, Seoul (KR)

(73) Assignee: **Nautre Republic Co., Ltd.**, Seoul (KR)

(\*\*) Term: **14 Years**

(21) Appl. No.: **29/456,435**

(22) Filed: **May 31, 2013**

(30) **Foreign Application Priority Data**

May 21, 2013 (KR) ..... 30-2013-0026277

(51) **LOC (10) Cl.** ..... **09-01**

(52) **U.S. Cl.**  
USPC ..... **D9/661; D9/630; D9/563; D9/571**

(58) **Field of Classification Search**  
USPC ..... D7/514–515, 613, 619.2, 901; D9/600,  
D9/63, 652, 655–664, 500–505, 516, 519,  
D9/537–540, 544–545, 548, 549–558;  
206/457, 527, 540; 220/890  
See application file for complete search history.

(56) **References Cited**

**U.S. PATENT DOCUMENTS**

D138,451 S \* 8/1944 Karoff ..... D9/630  
D327,645 S \* 7/1992 Riedel ..... D9/544

D352,891 S \* 11/1994 Lalique ..... D9/656  
D367,011 S \* 2/1996 Lilly et al. .... D9/550  
D450,597 S \* 11/2001 Bobchenok et al. .... D9/571  
D477,066 S \* 7/2003 Lonczak et al. .... D9/658  
D496,867 S \* 10/2004 Kuzma et al. .... D9/563  
D555,502 S \* 11/2007 Fouques Du Parc ..... D9/630  
D588,010 S \* 3/2009 Shearsby et al. .... D9/544  
D647,803 S \* 11/2011 Regas ..... D9/516

\* cited by examiner

*Primary Examiner* — Sandra Morris


(57) **CLAIM**

The ornamental design for a cosmetic container, as shown and described.

**DESCRIPTION**

FIG. 1 is a perspective view of a cosmetic container according to the present invention;  
FIG. 2 is a front view of the cosmetic container of FIG. 1;  
FIG. 3 is a rear view of the cosmetic container of FIG. 1;  
FIG. 4 is a left side view of the cosmetic container of FIG. 1;  
FIG. 5 is a right side view of the cosmetic container of FIG. 1;  
FIG. 6 is top plan view of the cosmetic container of FIG. 1;  
and,  
FIG. 7 is a bottom plan view of the cosmetic container of FIG. 1.  
The broken lines in FIG. 7 are included for the purpose of illustrating a portion of the bottom that forms no part of the claimed design.

**1 Claim, 6 Drawing Sheets**






Fig. 1




Fig. 2




Fig. 3




Fig. 4




Fig. 5

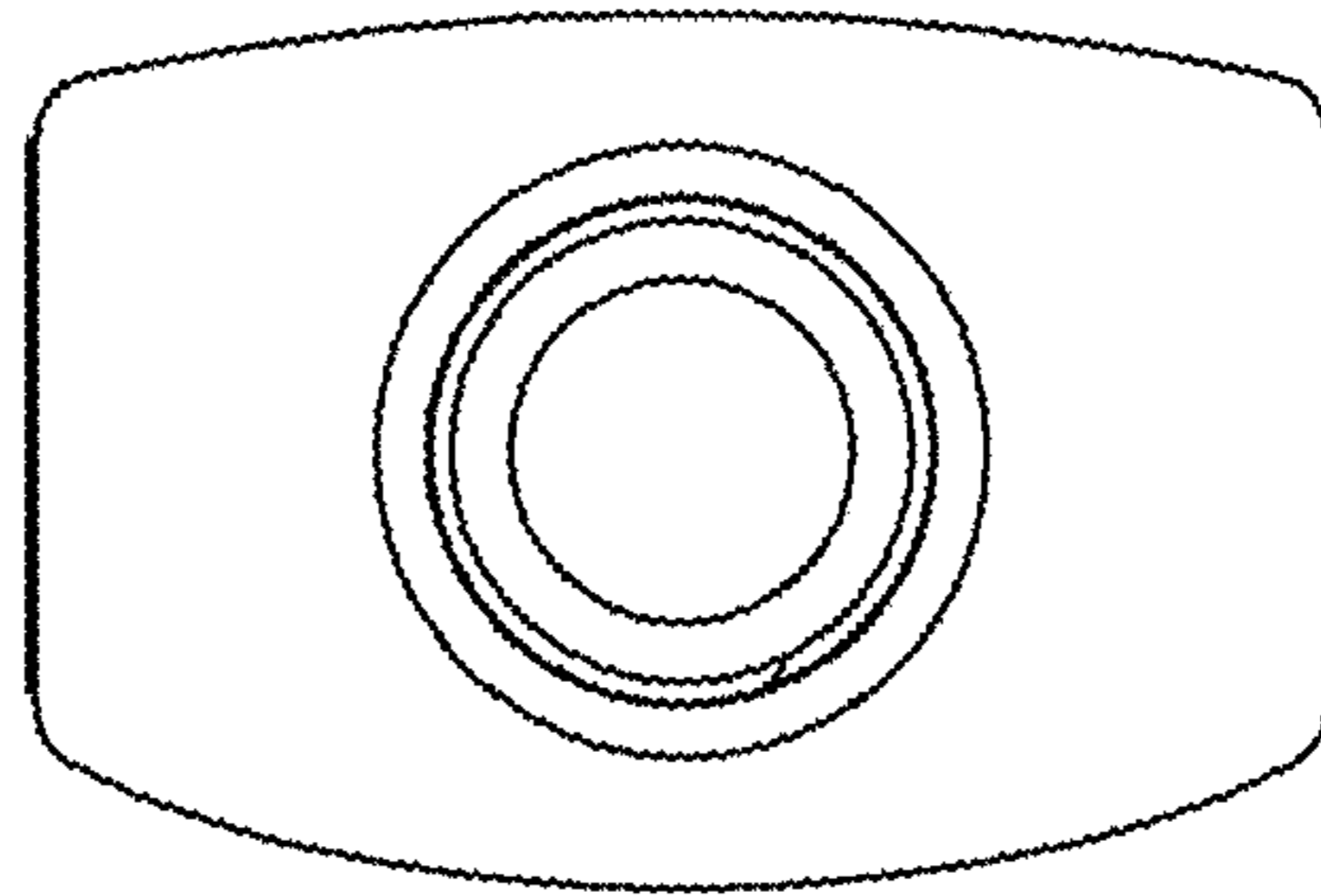


Fig. 6

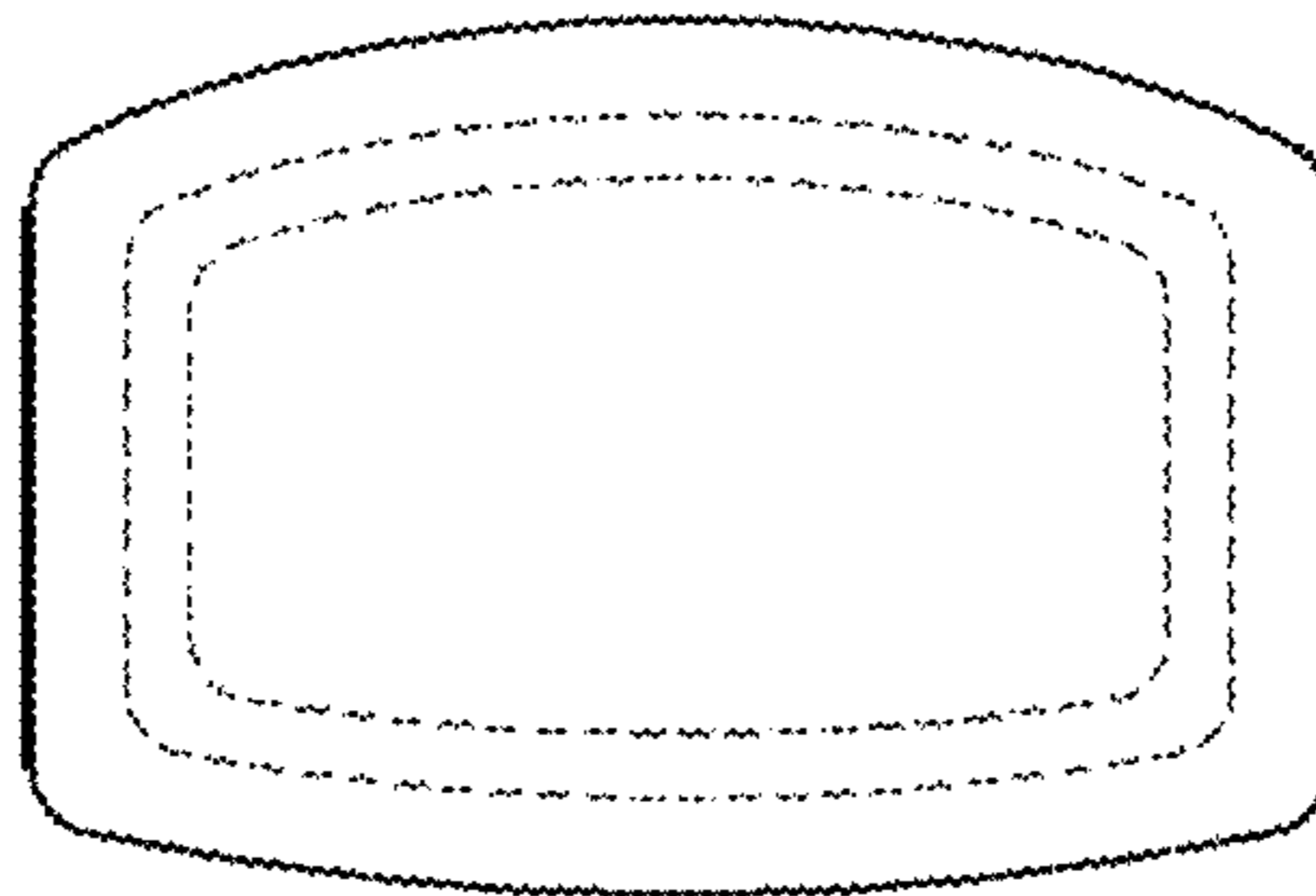


Fig. 7