



US00D713255S

(12) **United States Design Patent**
Perez-Cabrera

(10) **Patent No.:** **US D713,255 S**

(45) **Date of Patent:** **** Sep. 16, 2014**

(54) **LIQUOR BOTTLE**

(71) Applicant: **Fernando Perez-Cabrera**, Guadalajara (MX)

(72) Inventor: **Fernando Perez-Cabrera**, Guadalajara (MX)

(73) Assignee: **Compania Vidriera, S.A. de C.V.**, Nuevo Leon (MX)

(**) Term: **14 Years**

(21) Appl. No.: **29/441,190**

(22) Filed: **Jan. 2, 2013**

(30) **Foreign Application Priority Data**

Jul. 2, 2012 (MX) MX/f/2012/001987

(51) **LOC (10) Cl.** **09-01**

(52) **U.S. Cl.**
USPC **D9/542; D9/569**

(58) **Field of Classification Search**
CPC B65D 1/00; B65D 1/02; B65D 1/0207; B65D 1/0223
USPC D9/516, 530, 541-544, 546, 559-560, D9/564, 566, 569, 571, 572-575, 682, D9/686-687, 694; D7/300, 300.1, 598; 215/379, 381-384; 220/660, 662, 669, 220/671, 675

See application file for complete search history.

(56) **References Cited**

U.S. PATENT DOCUMENTS

1,636,174 A * 7/1927 Dolan et al. 215/384
D86,024 S * 1/1932 Holmes D9/542
D187,397 S * 3/1960 Du Pree D9/542
D198,511 S * 6/1964 Fuerst D9/556
D211,509 S * 6/1968 Vanderhyde D9/538

D234,041 S * 1/1975 Jacobs D9/542
D596,949 S * 7/2009 Flude D9/560
D598,772 S * 8/2009 Yourist et al. D9/541
D598,773 S * 8/2009 Yourist et al. D9/541
7,832,583 B2 * 11/2010 Ungrady et al. 215/383
D684,865 S * 6/2013 Petronio D9/566
D698,257 S * 1/2014 Gonzalez Rodriguez D9/574
D700,845 S * 3/2014 Fujimoto et al. D9/658

FOREIGN PATENT DOCUMENTS

WO DM/078632 * 6/2012

OTHER PUBLICATIONS

“A-353”, Toilets|Perfumes (stock); “A-354”, Toilets|Bath Salts|Brilliantine (stock); and “A-3139, A-3637”, Toilets. Glass Containers, Owens- Illinois Glass Co., OH, pp. 39, 41 & 146.*

* cited by examiner

Primary Examiner — Ian Simmons

Assistant Examiner — Dana L Meyrow

(74) *Attorney, Agent, or Firm* — Abelman, Frayne & Schwab

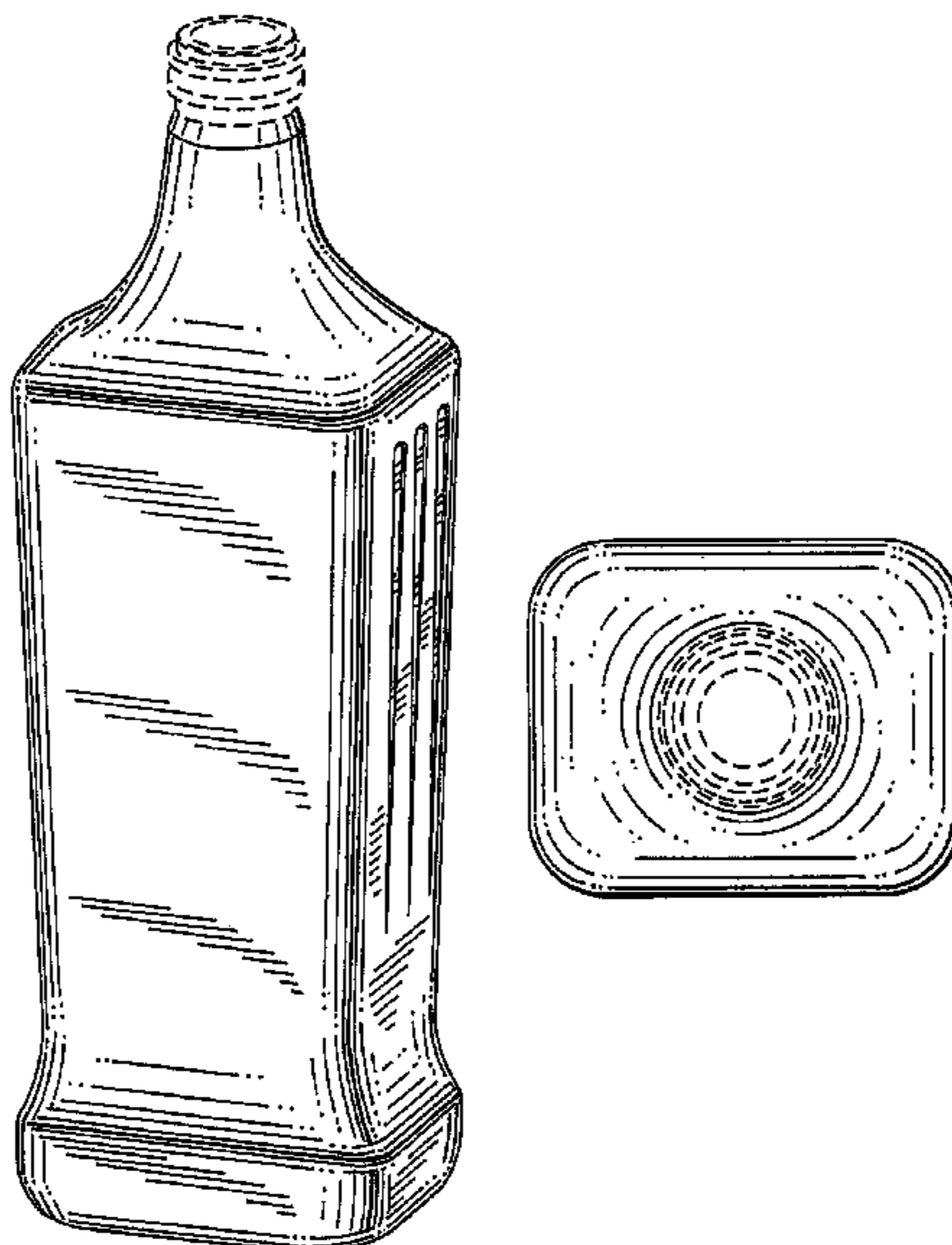
(57) **CLAIM**

The ornamental design for a liquor bottle, as shown and described.

DESCRIPTION

FIG. 1 is a right front perspective view of a liquor bottle showing my new design;
FIG. 2 is a front elevational view thereof, the rear elevational view thereof being a mirror image;
FIG. 3 is a top plan view thereof;
FIG. 4 is a right side elevational view thereof, the left side elevational view being a mirror image thereof; and,
FIG. 5 is a bottom plan view thereof.
The broken lines in the drawings illustrate the portions of the design that form no part of the claim.

1 Claim, 4 Drawing Sheets






FIG. 1

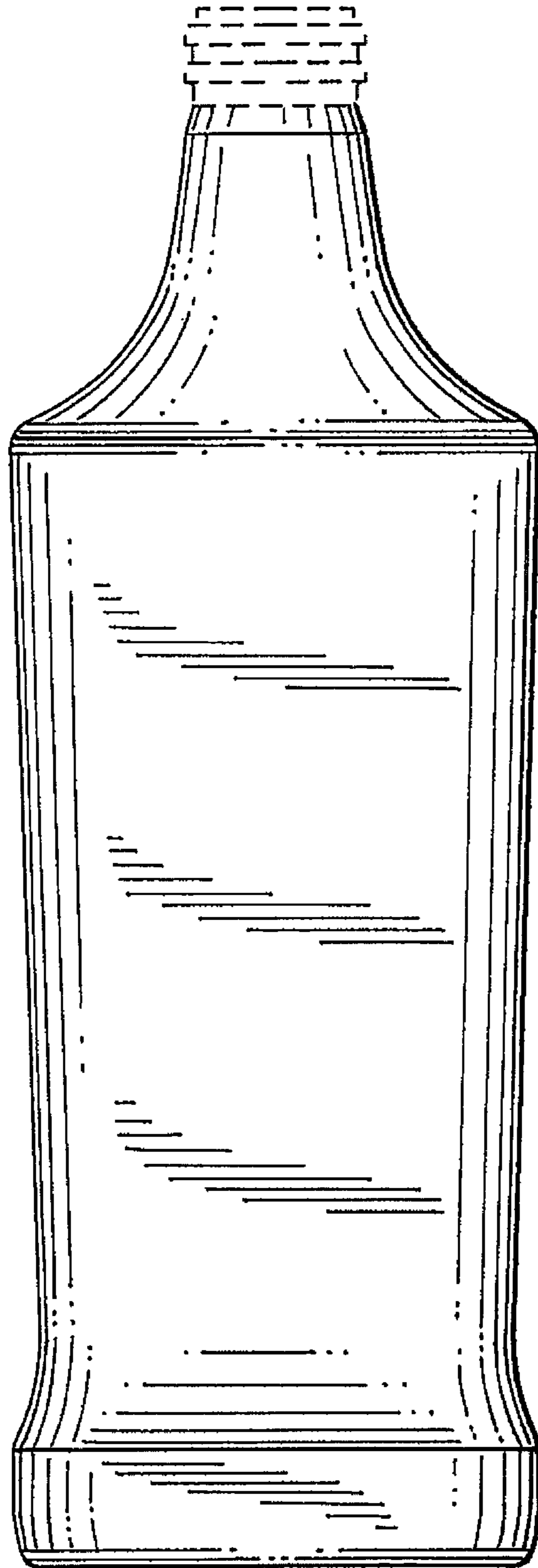


FIG. 2

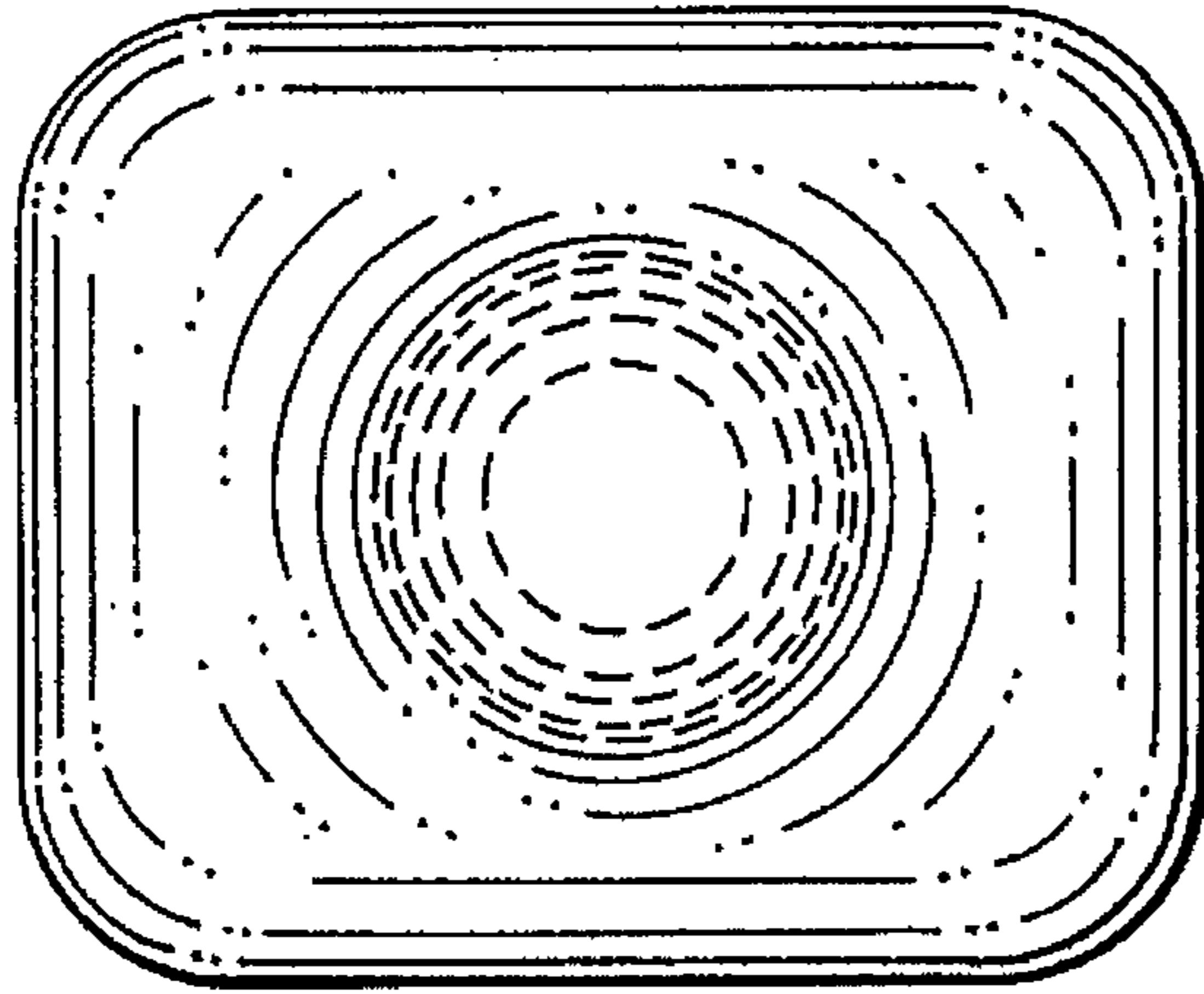


FIG. 3

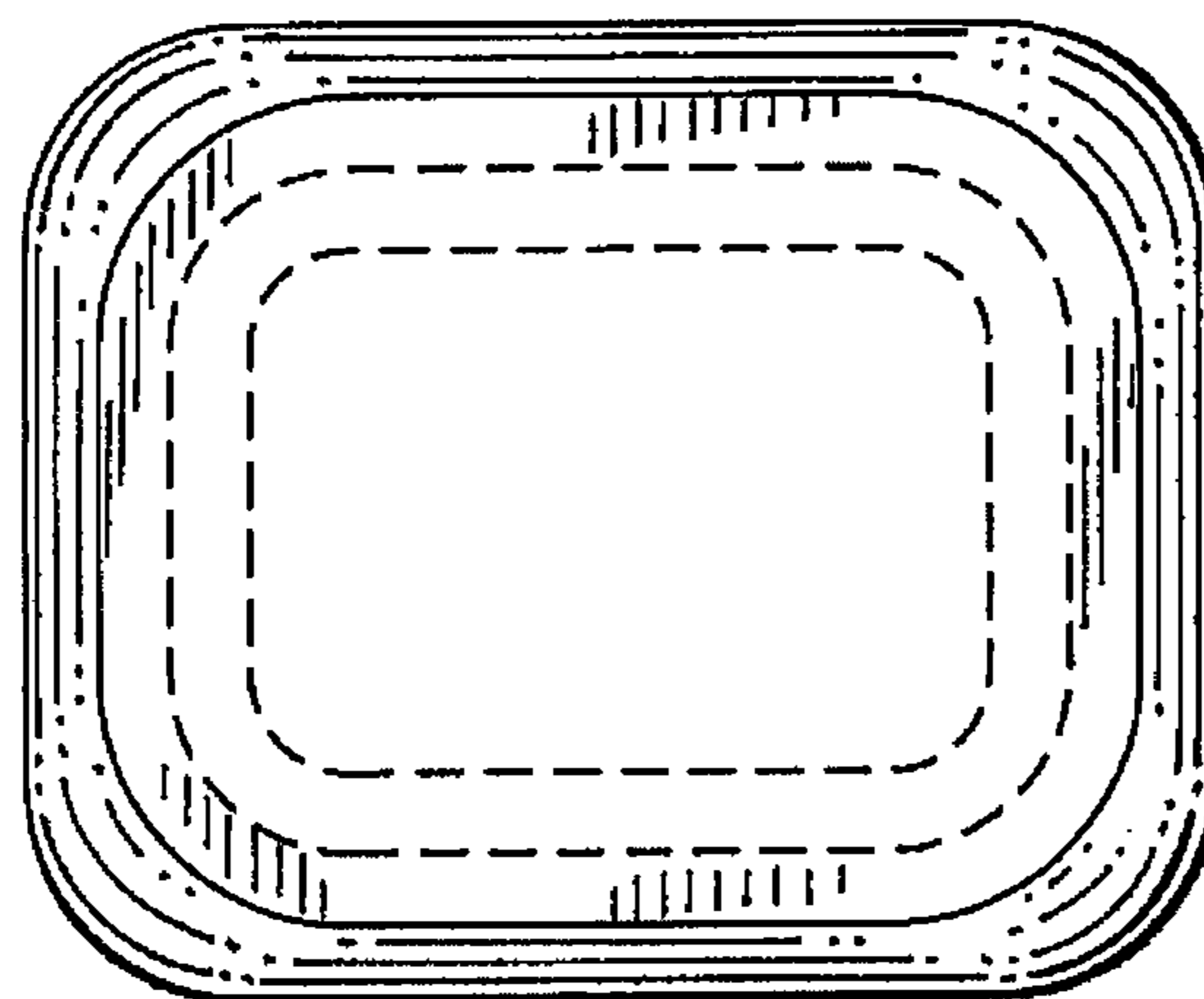


FIG. 5

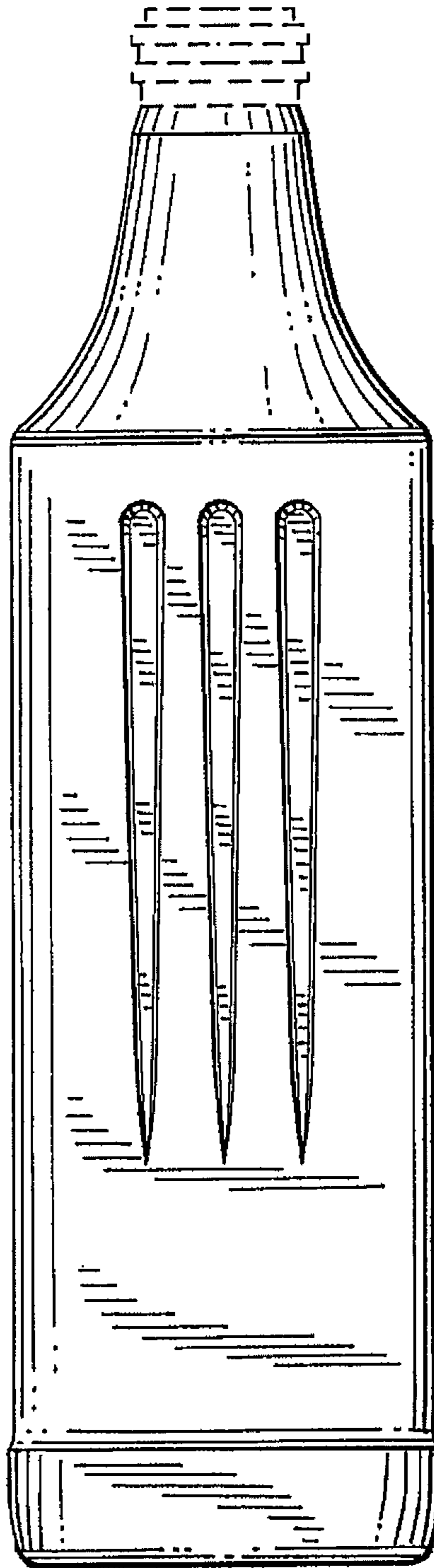


FIG. 4