



US00D713234S

(12) **United States Design Patent**
Gates et al.

(10) **Patent No.:** **US D713,234 S**

(45) **Date of Patent:** **** Sep. 16, 2014**

(54) **ATTACHABLE HANDLE FOR ATVS**

(71) Applicant: **All Rite Products, Inc.**, West Jordan,
UT (US)

(72) Inventors: **Travis D. Gates**, West Jordan, UT (US);
Stacey L. Gates, West Jordan, UT (US)

(73) Assignee: **All Rite Products, Inc.**, West Jordan,
UT (US)

(**) Term: **14 Years**

(21) Appl. No.: **29/464,523**

(22) Filed: **Aug. 16, 2013**

(51) **LOC (10) Cl.** **08-06**

(52) **U.S. Cl.**
USPC **D8/303**

(58) **Field of Classification Search**
CPC B62K 5/01; B62K 5/027; B62J 1/12;
B62D 33/02

USPC D12/107, 181; D6/354; 180/233, 248,
180/311, 312, 89.2, 90.6, 247, 309, 89.1,
180/908; 297/195.13, 195.1, 195.12;
296/37.1, 64, 63; 224/275, 426, 488,
224/572; 280/124.135, 93.502, 781

See application file for complete search history.

(56) **References Cited**

U.S. PATENT DOCUMENTS

3,158,284 A * 11/1964 Henchert et al. 220/752
4,112,541 A * 9/1978 Tetradis 294/165

D250,746 S * 1/1979 Powell D8/358
D294,915 S * 3/1988 Alonso D8/358
D295,660 S * 5/1988 Chiarella D23/231
D361,264 S * 8/1995 West D9/434
6,511,114 B1 * 1/2003 Fludd 294/159
7,575,128 B2 * 8/2009 Schutz 220/759
D614,934 S * 5/2010 Cruz D8/303
2001/0022331 A1 * 9/2001 Smith 242/404
2003/0151278 A1 * 8/2003 Bertrand et al. 297/195.13
2003/0168121 A1 * 9/2003 Smith et al. 141/392
2006/0255181 A1 * 11/2006 Leer et al. 239/333

* cited by examiner

Primary Examiner — Eric Goodman

Assistant Examiner — Ryan Harvey

(74) *Attorney, Agent, or Firm* — Thorpe North & Western
LLP

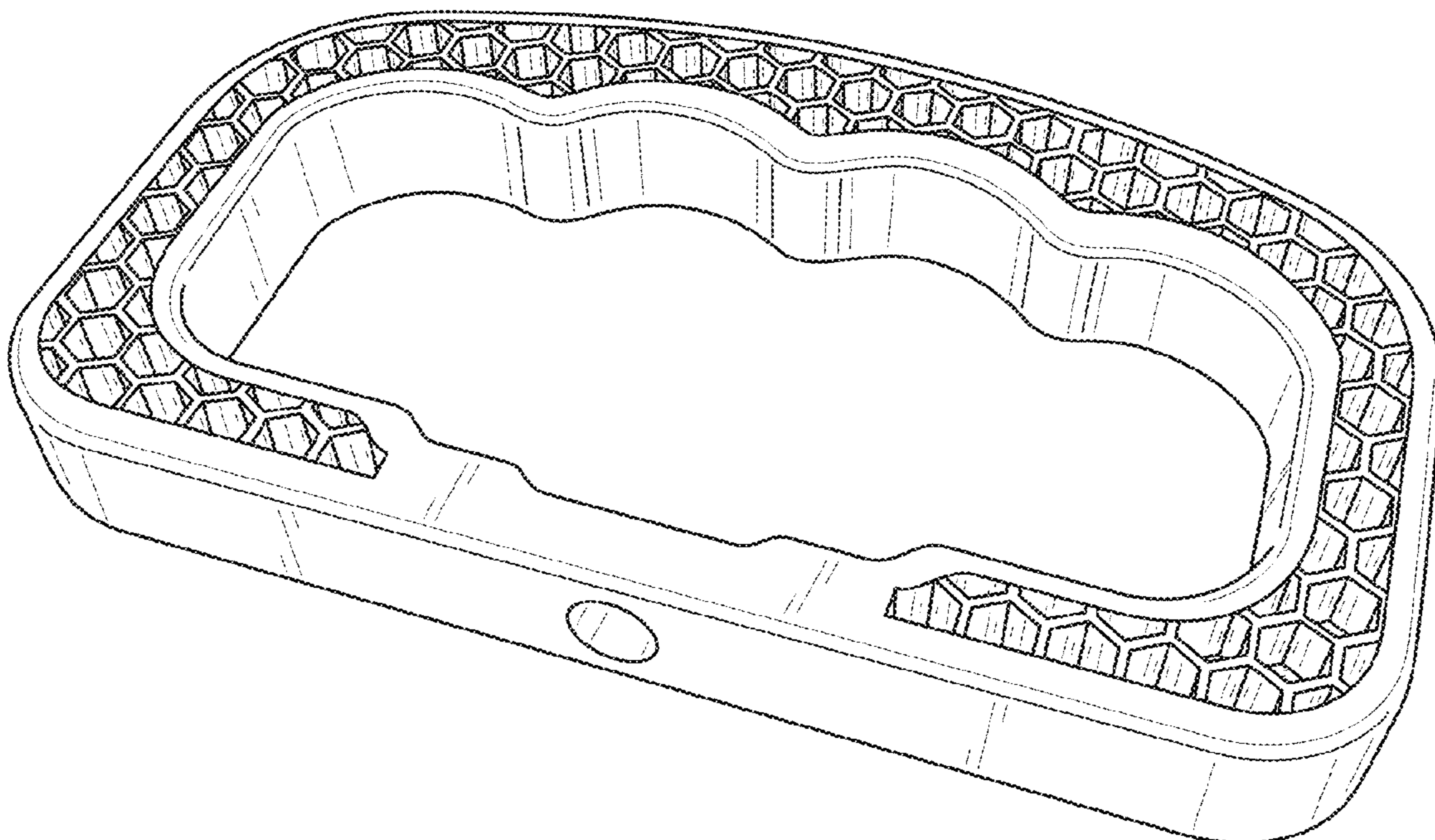
(57) **CLAIM**

The ornamental design for an attachable handle for ATVs, as
shown.

DESCRIPTION

FIG. 1 is a perspective view of an attachable handle for ATVs
showing my new design;
FIG. 2 is a front view thereof;
FIG. 3 is a rear view thereof;
FIG. 4 is a side view thereof;
FIG. 5 is an opposing side view thereof;
FIG. 6 is a top view thereof; and,
FIG. 7 is a bottom view thereof.

1 Claim, 5 Drawing Sheets



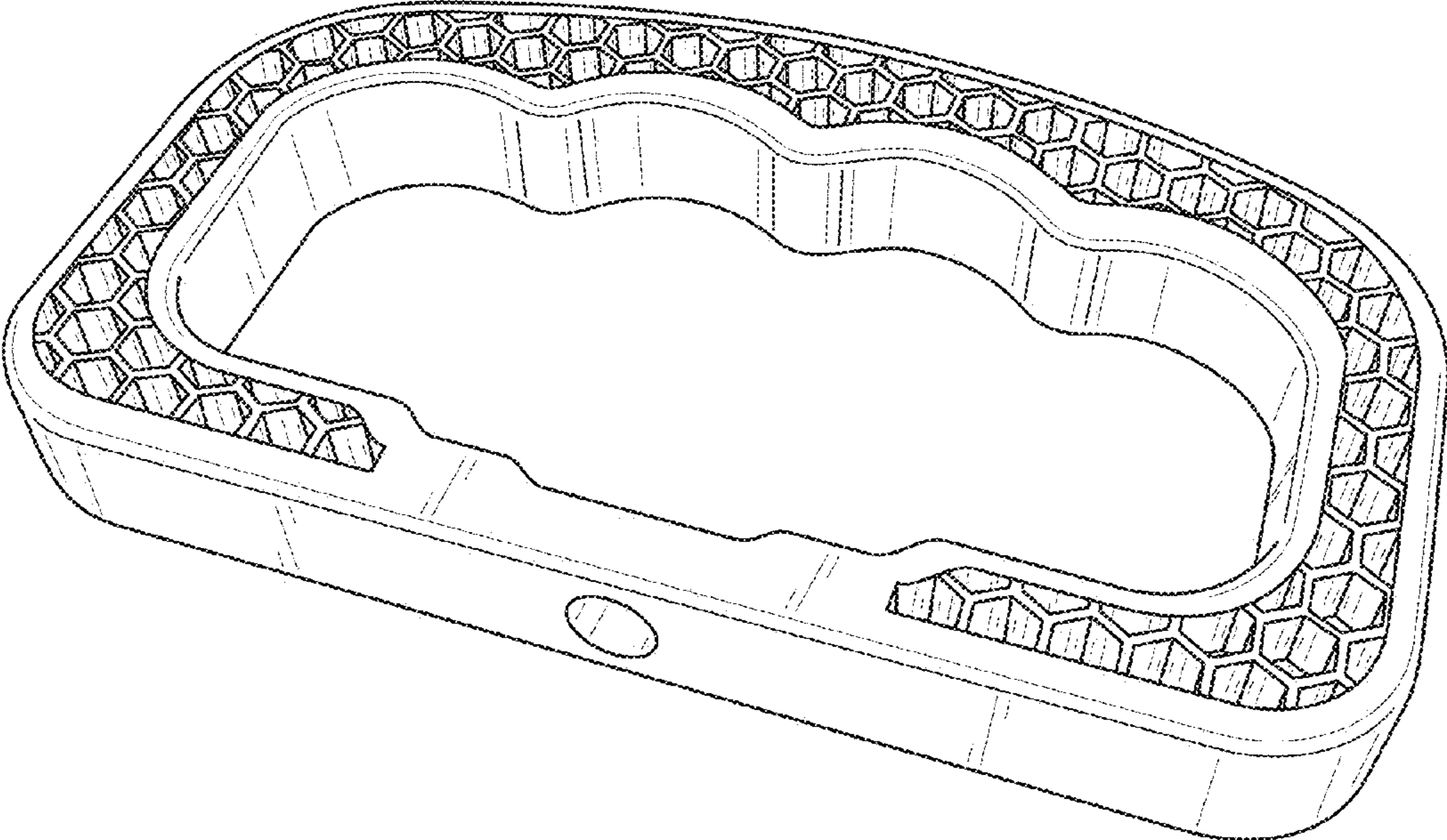


FIG. 1

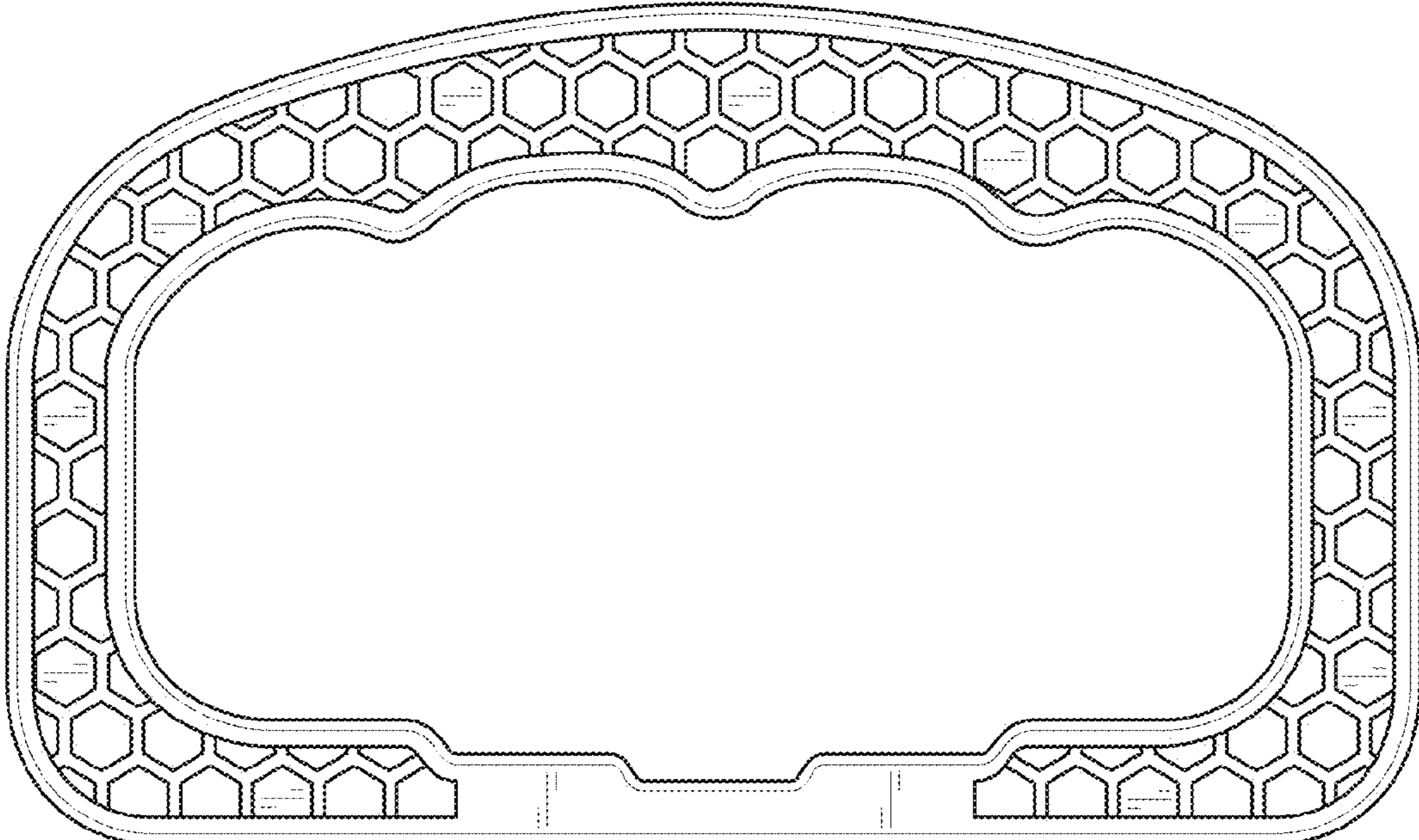


FIG. 2

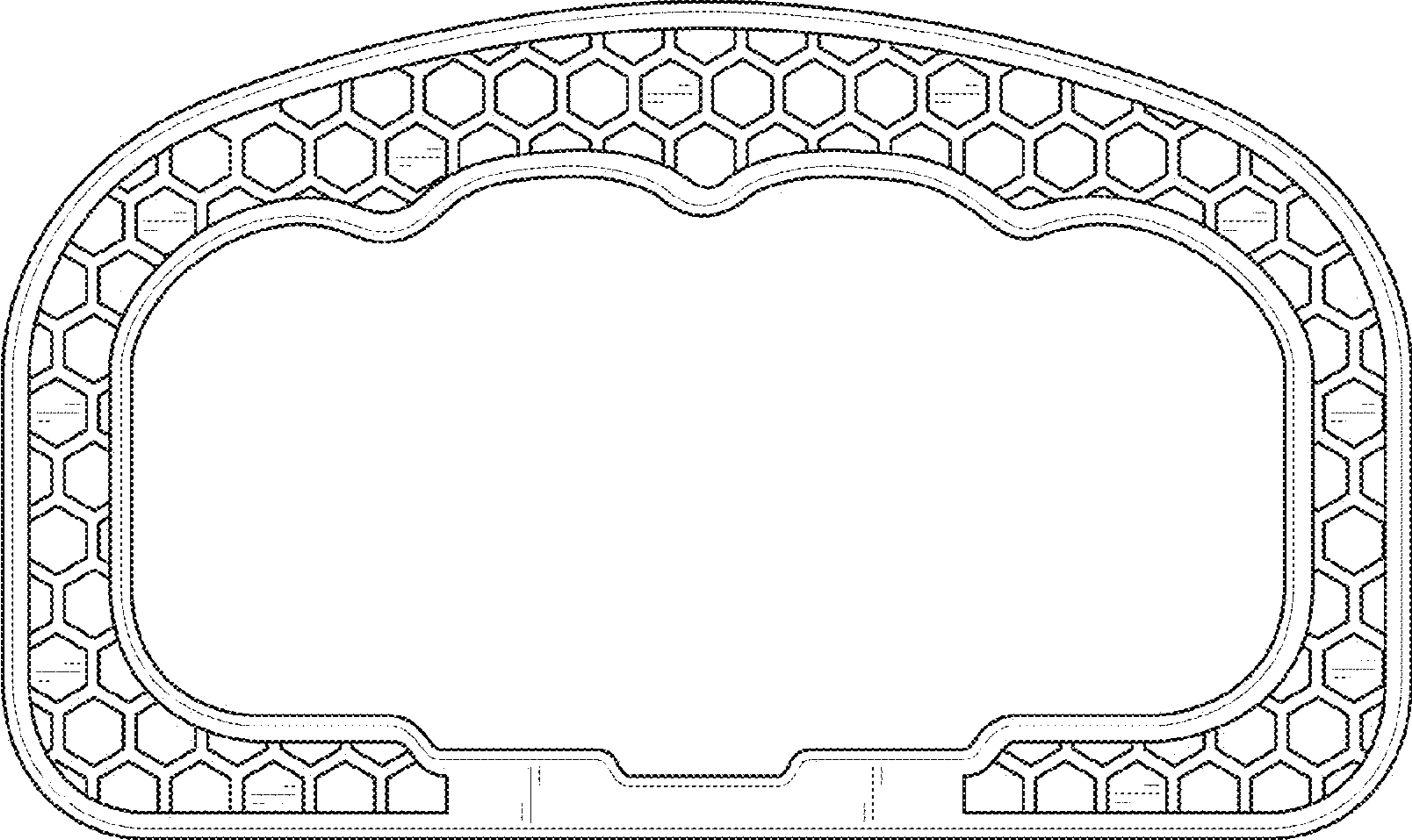


FIG. 3

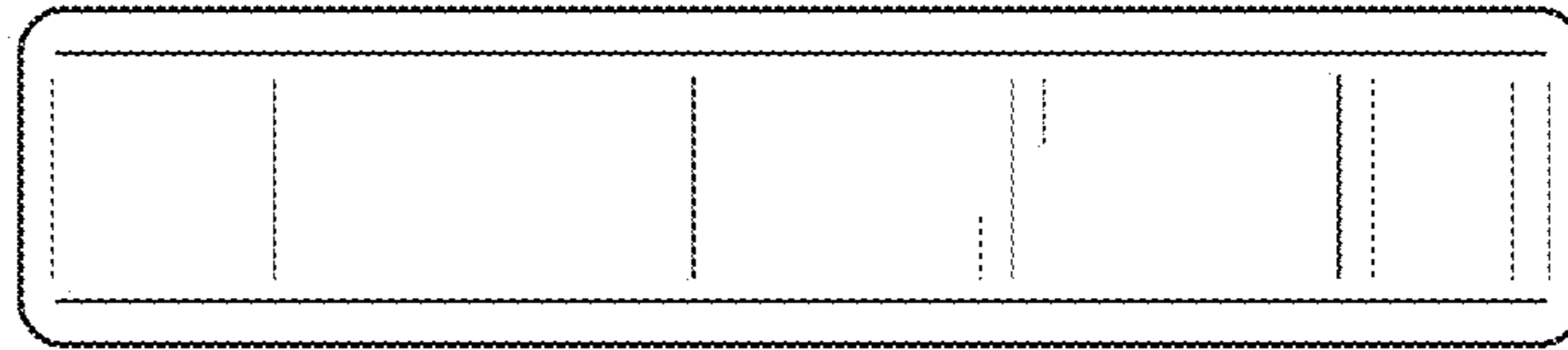


FIG. 4

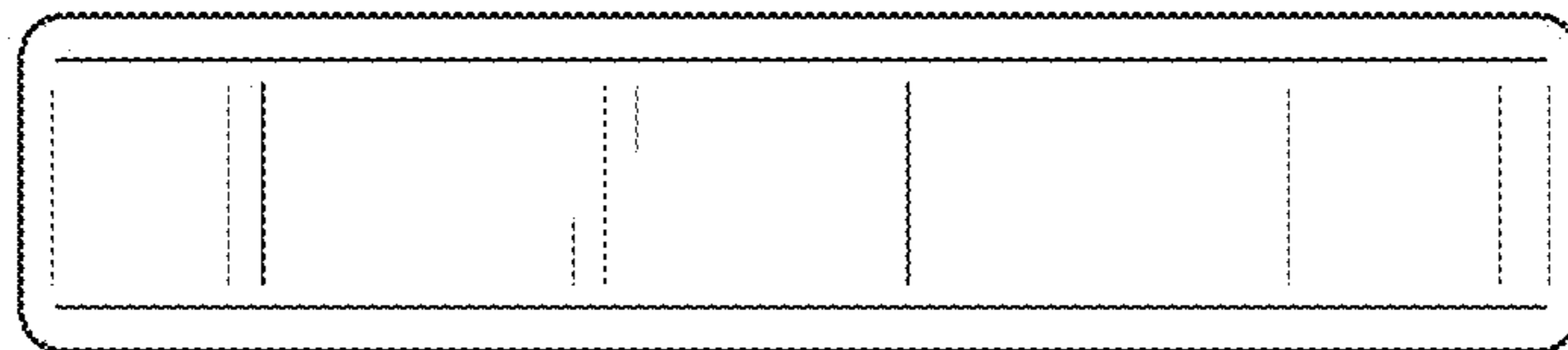


FIG. 5




FIG. 6

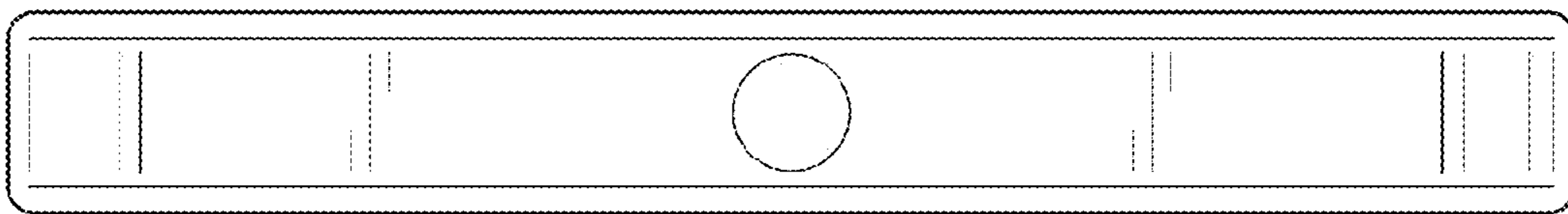


FIG. 7