



US00D713230S

(12) **United States Design Patent**  
**Chuang**

(10) **Patent No.:** **US D713,230 S**

(45) **Date of Patent:** **\*\* Sep. 16, 2014**

(54) **STAPLER**

(71) Applicant: **Chih-Wei Chuang**, Bridgewater, NJ  
(US)

(72) Inventor: **Chih-Wei Chuang**, Bridgewater, NJ  
(US)

(73) Assignee: **Officemate International Crp.**, Edison,  
NJ (US)

(\*\*) Term: **14 Years**

(21) Appl. No.: **29/463,424**

(22) Filed: **Nov. 18, 2013**

(51) **LOC (10) Cl.** ..... **19-02**

(52) **U.S. Cl.**  
USPC ..... **D8/49**

(58) **Field of Classification Search**  
CPC ..... B25C 5/0242; B25C 5/0285; B25C 5/11;  
B27F 5/17; B26F 1/36  
USPC ..... D8/49, 394, 395, 396, 50; D19/65, 72,  
D19/99, 100; 24/67 R, 67.1, 67.3, 67.5, 67.7,  
24/67.9, 67.11, 67 CF, 67 P, 570, DIG. 8,  
24/DIG. 9; 30/358; 281/44  
See application file for complete search history.

(56) **References Cited**

**U.S. PATENT DOCUMENTS**

D318,407 S \* 7/1991 Williams ..... D8/50  
D360,566 S \* 7/1995 Marks et al. .... D8/49

D392,858 S \* 3/1998 Jacquet ..... D8/50  
D437,755 S \* 2/2001 Robillard ..... D8/50  
D468,981 S \* 1/2003 Nolan ..... D8/50  
D514,906 S \* 2/2006 Marks et al. .... D8/50  
D548,033 S \* 8/2007 Russo et al. .... D8/51  
D570,170 S \* 6/2008 Kent et al. .... D8/50  
D606,826 S \* 12/2009 Marks et al. .... D8/50  
D655,587 S \* 3/2012 Walters et al. .... D8/49  
D679,562 S \* 4/2013 Smith et al. .... D8/50  
8,550,322 B2 \* 10/2013 Marks ..... 227/120  
2006/0186170 A1 \* 8/2006 Marks ..... 227/120

\* cited by examiner

*Primary Examiner* — Austin Murphy

(74) *Attorney, Agent, or Firm* — Daniel Kirshner

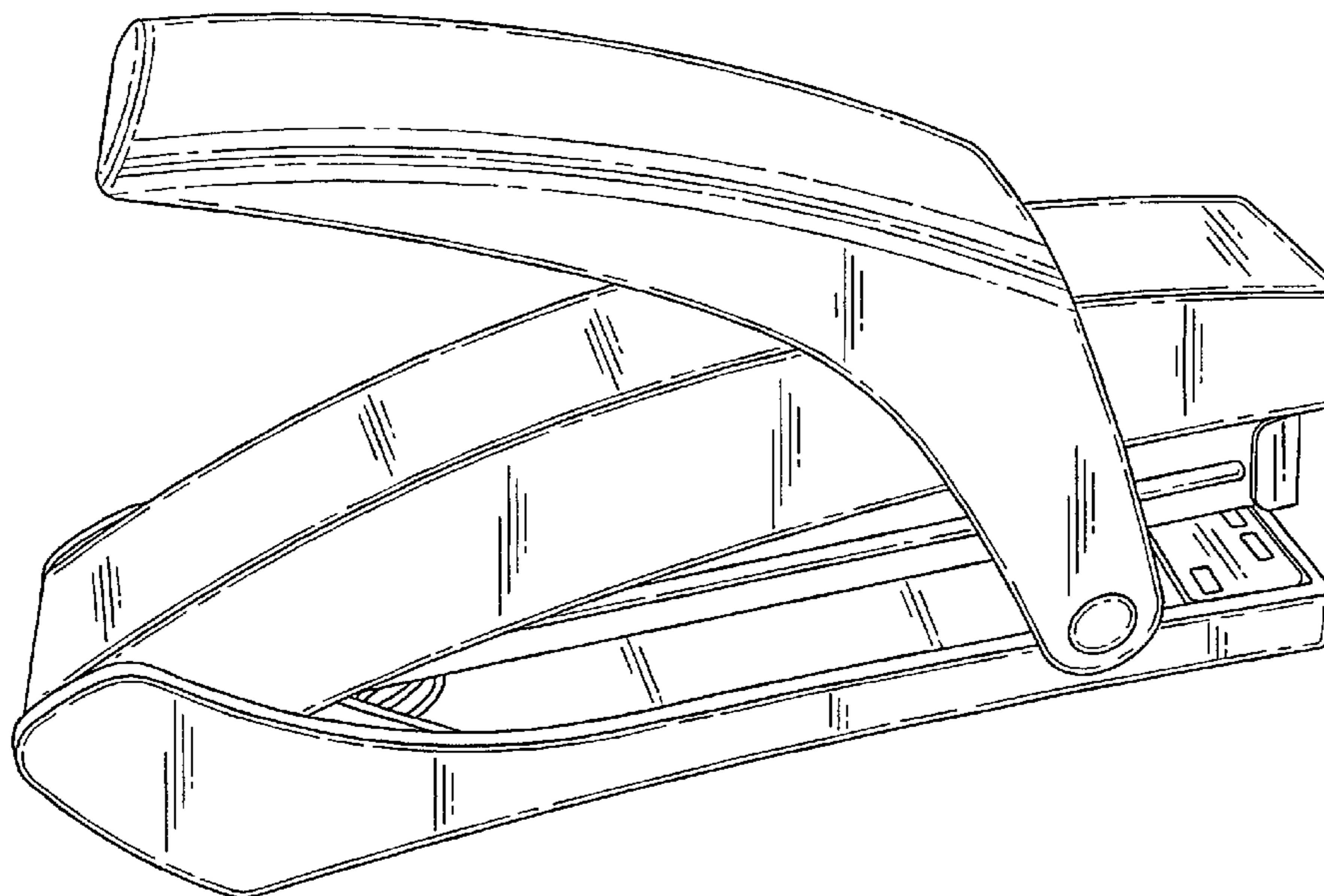
(57) **CLAIM**

The ornamental design for a stapler, as shown and described.

**DESCRIPTION**

FIG. 1 is a left side perspective view of a stapler showing the new design;  
FIG. 2 is left side view thereof;  
FIG. 3 is a right side view thereof;  
FIG. 4 is a top view thereof;  
FIG. 5 is a bottom view thereof;  
FIG. 6 is a top view thereof;  
FIG. 7 is a bottom view thereof; and,  
FIG. 8 is a right side perspective view thereof with the handle extended.

**1 Claim, 8 Drawing Sheets**



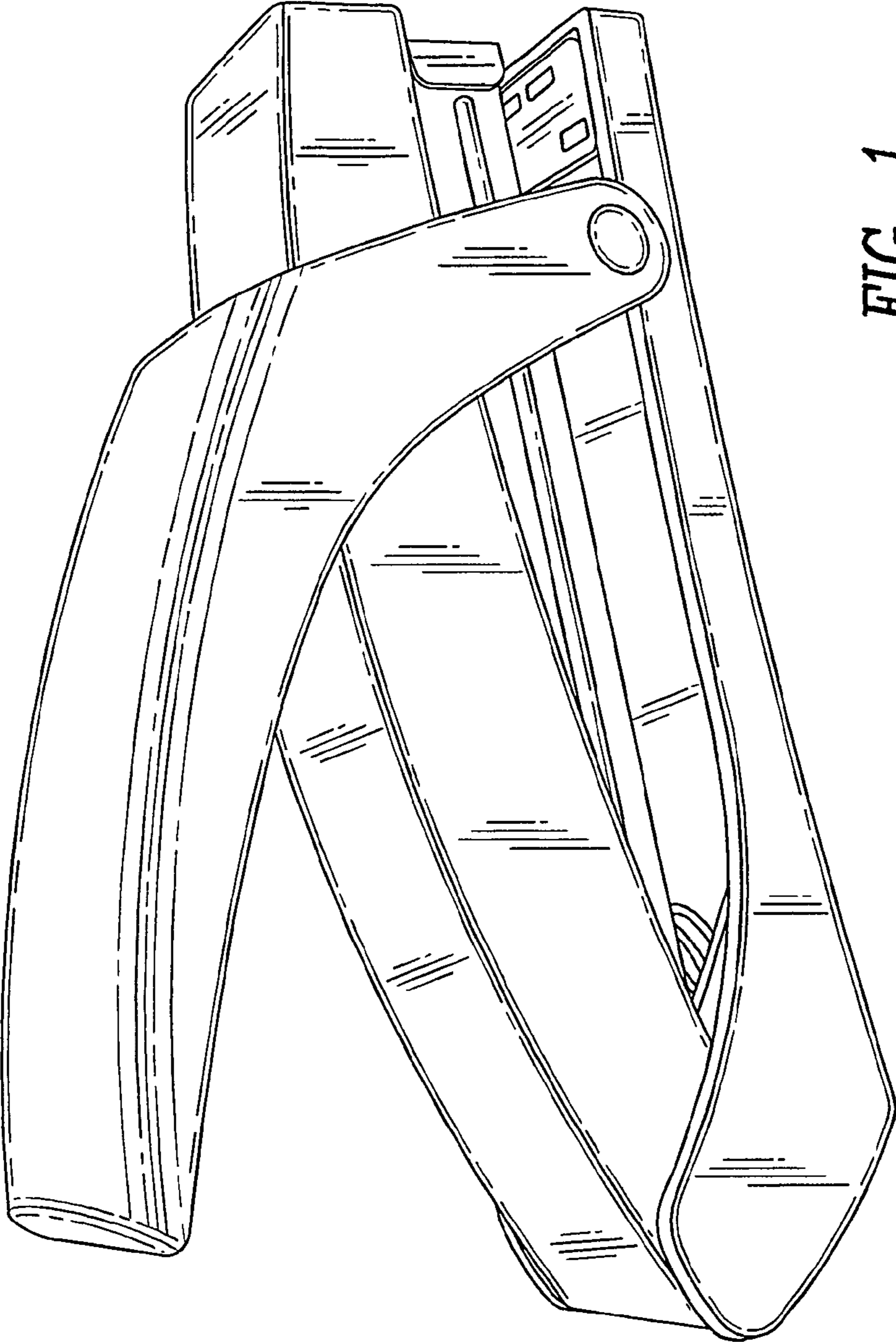


FIG. 1

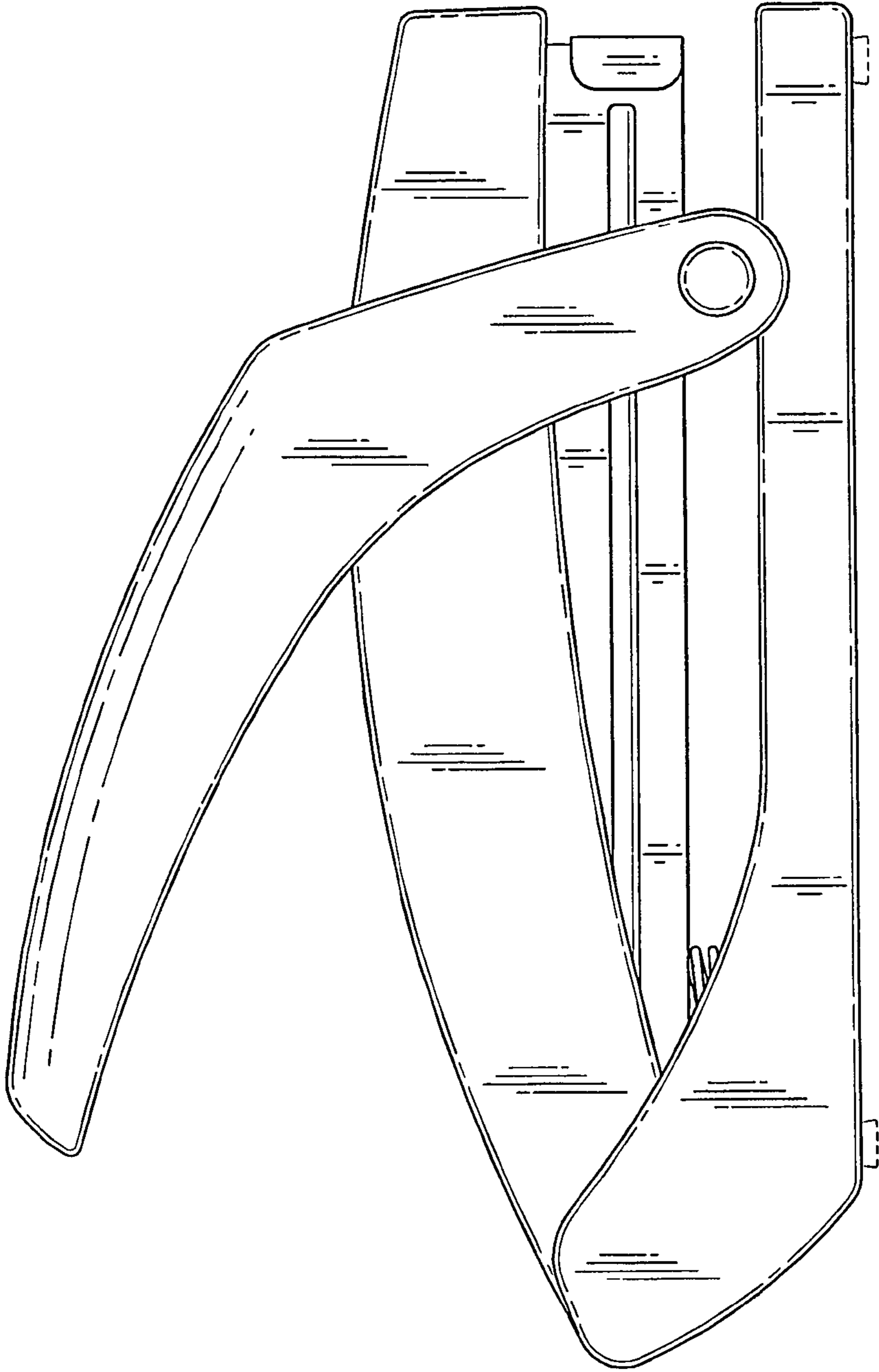


FIG. 2

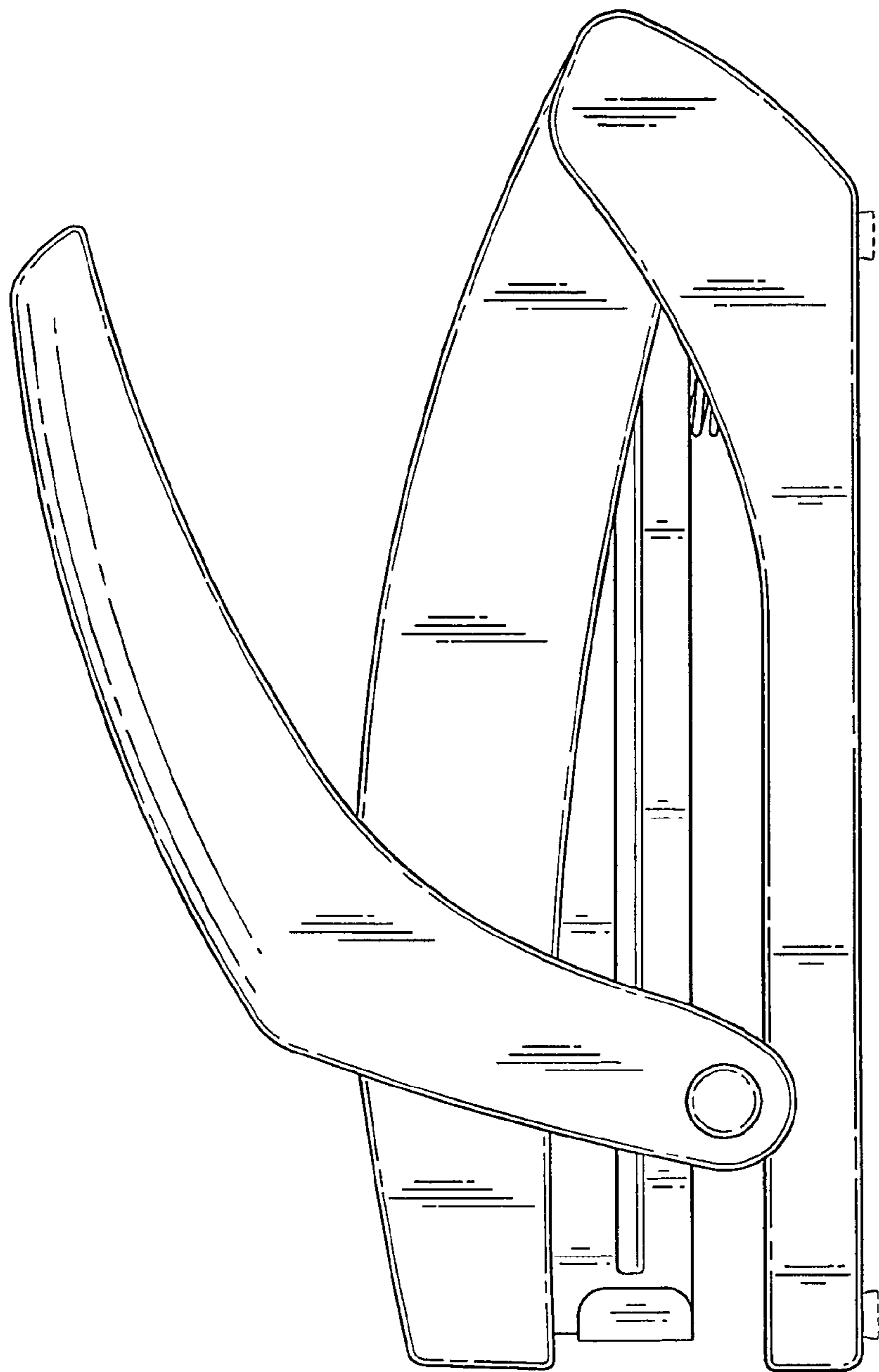


FIG. 3





FIG. 4



*FIG. 5*

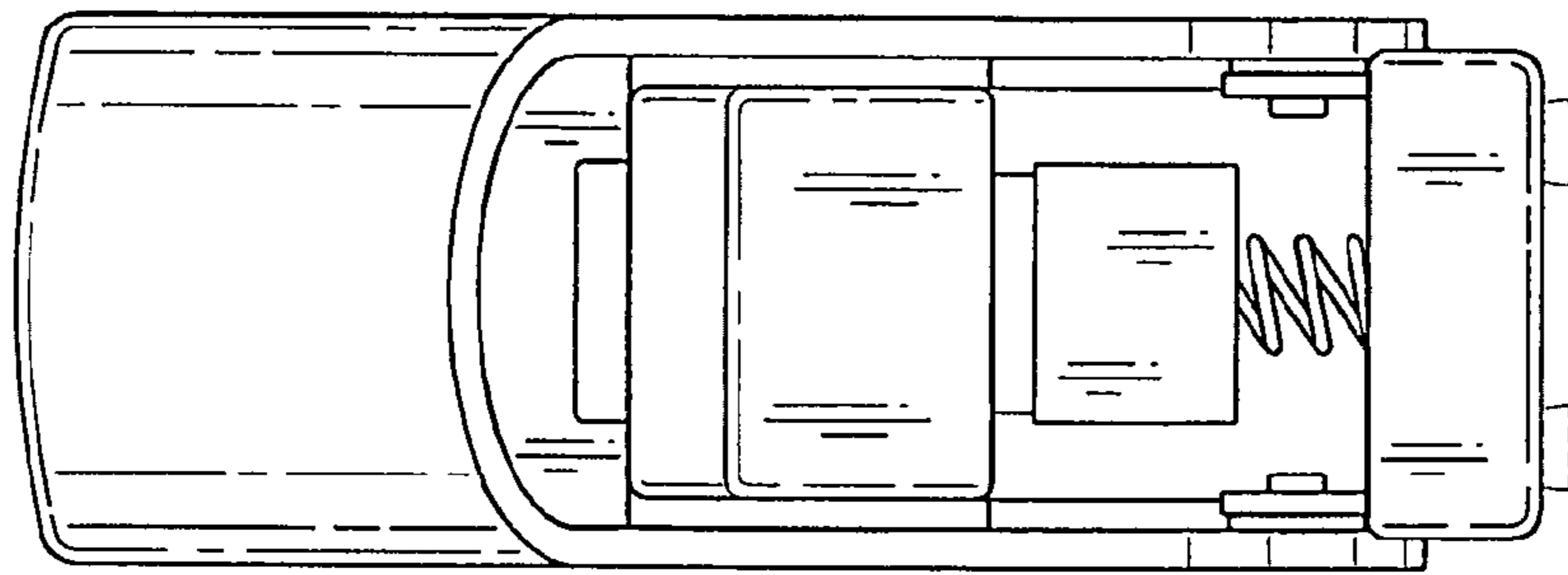


FIG. 6

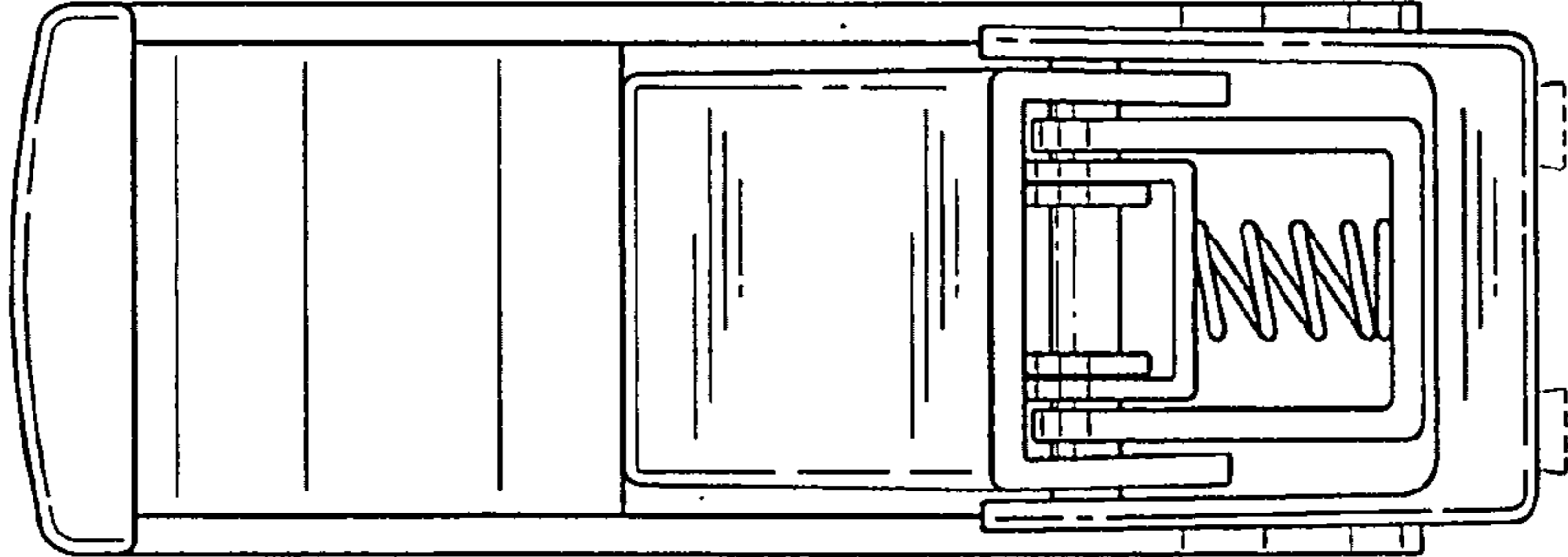


FIG. 7



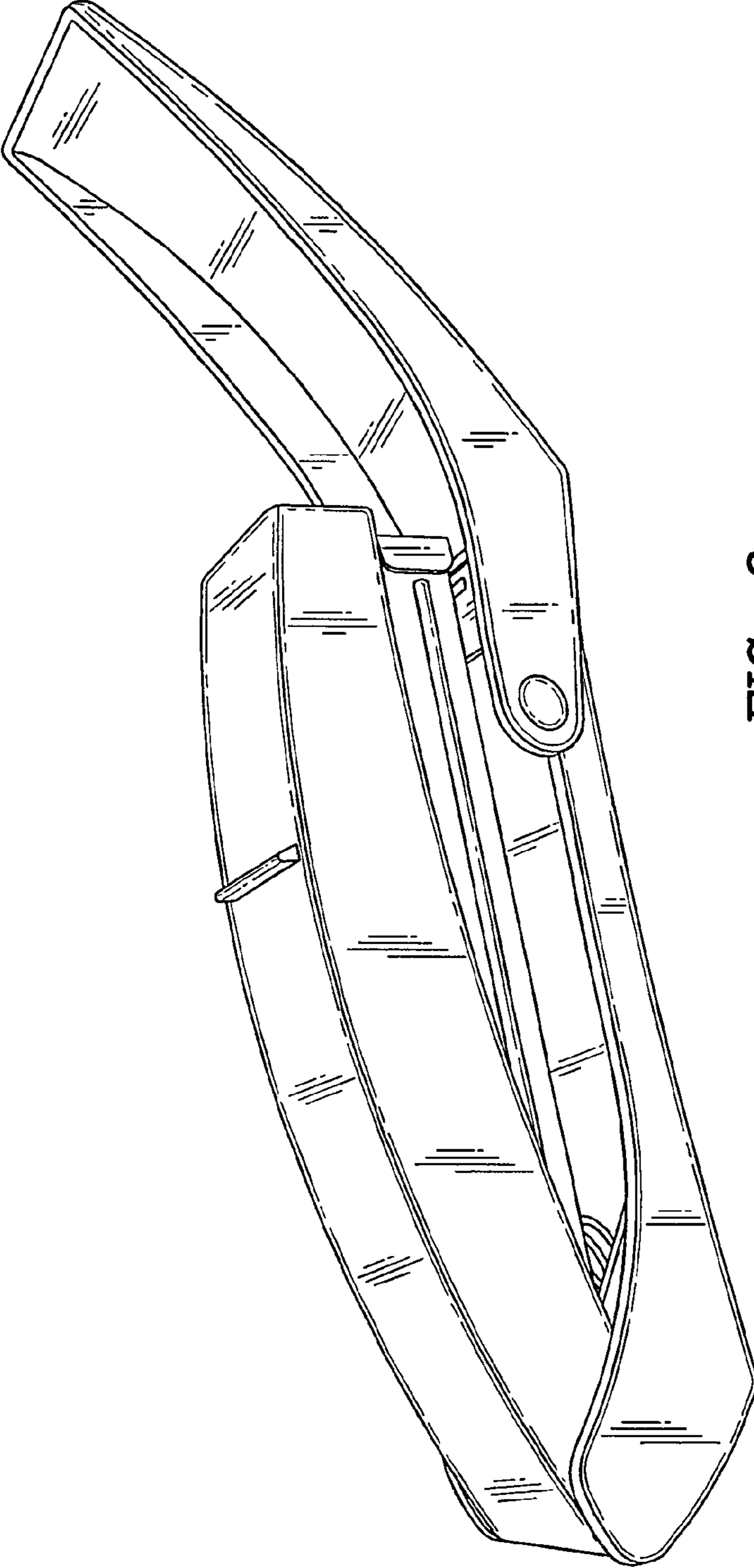


FIG. 8