



US00D713224S

(12) **United States Design Patent**  
**Smith**

(10) **Patent No.:** **US D713,224 S**

(45) **Date of Patent:** **\*\* Sep. 16, 2014**

(54) **ADJUSTABLE WRENCH**

(71) Applicant: **Timothy J. Smith**, Loomis, CA (US)

(72) Inventor: **Timothy J. Smith**, Loomis, CA (US)

(\*\*) Term: **14 Years**

(21) Appl. No.: **29/483,253**

(22) Filed: **Feb. 26, 2014**

(51) **LOC (10) Cl.** ..... **08-05**

(52) **U.S. Cl.**  
USPC ..... **D8/22**

(58) **Field of Classification Search**  
CPC ..... B25B 13/00; B25B 13/46  
USPC ..... D8/17, 21-29, 97; 81/60, 177.1,  
81/177.85, 121.1, 124.3, 165-170, 110.1,  
81/176.2, 124.6, 176.1, 176.15, 177.2,  
81/186; 16/110.1; D15/144.1; 219/75,  
219/227, 229, 121.16, 121.18  
See application file for complete search history.

(56) **References Cited**

**U.S. PATENT DOCUMENTS**

D292,666 S	*	11/1987	Jansson et al.	.....	D8/22
D321,310 S	*	11/1991	Toyoshima	.....	D8/22
D326,037 S	*	5/1992	Murayama	.....	D8/22
D432,879 S	*	10/2000	Loyaute et al.	.....	D8/22

D545,153 S	*	6/2007	Hsieh	.....	D8/22
D547,149 S	*	7/2007	Wu	.....	D8/22
D548,553 S	*	8/2007	Hsieh	.....	D8/22
D580,243 S	*	11/2008	Robinson	.....	D8/22
D597,806 S	*	8/2009	Davidson	.....	D8/22
D604,130 S	*	11/2009	Macor	.....	D8/22
D681,409 S	*	5/2013	Macor	.....	D8/22
D707,092 S	*	6/2014	Huang	.....	D8/22

\* cited by examiner

*Primary Examiner* — Randall Gholson

(74) *Attorney, Agent, or Firm* — Roeder & Broder LLP;  
James P. Broder

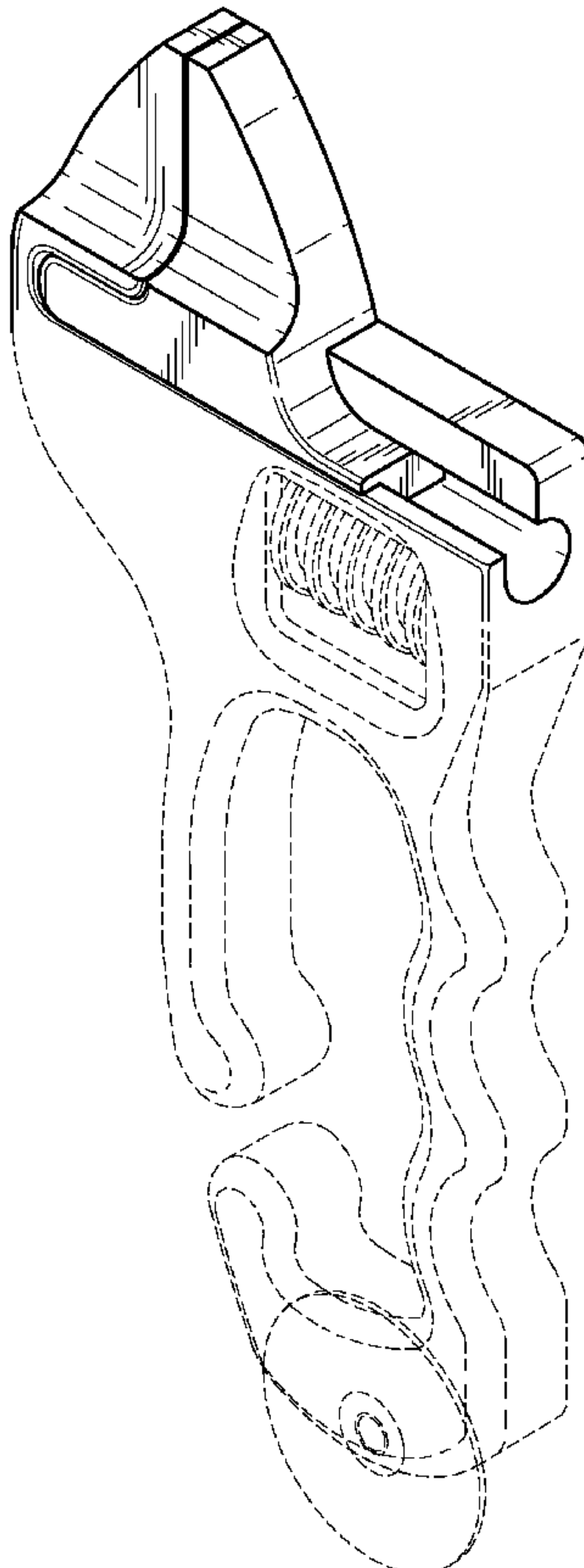
(57) **CLAIM**

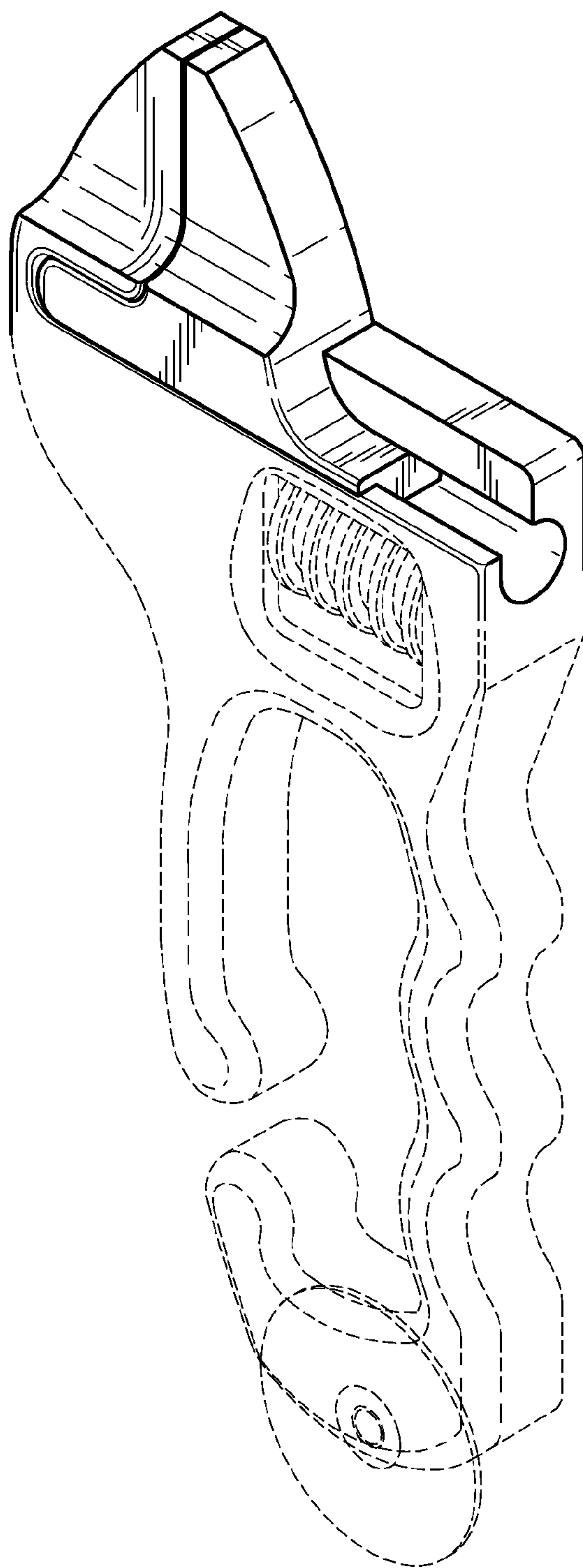
The ornamental design for an adjustable wrench, as shown and described.

**DESCRIPTION**

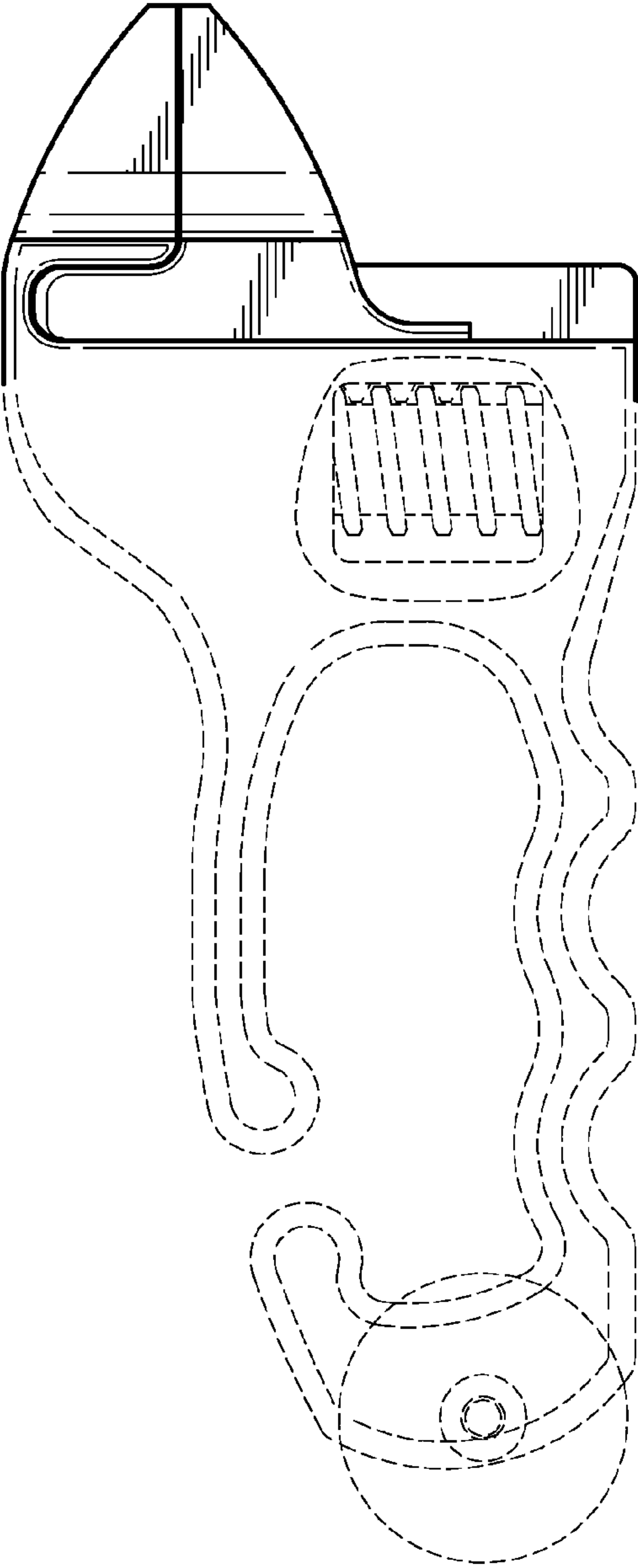
FIG. 1 is a perspective view of my design for an adjustable wrench;  
FIG. 2 is a front elevational view thereof;  
FIG. 3 is a right side view thereof;  
FIG. 4 is a left side view thereof;  
FIG. 5 is a top view thereof;  
FIG. 6 is a bottom view thereof; and,  
FIG. 7 is an alternate perspective view thereof; showing the movable jaw in an open position.  
The broken lines shown in the drawings show unclaimed subject matter only and form no part of the claimed design.

**1 Claim, 4 Drawing Sheets**

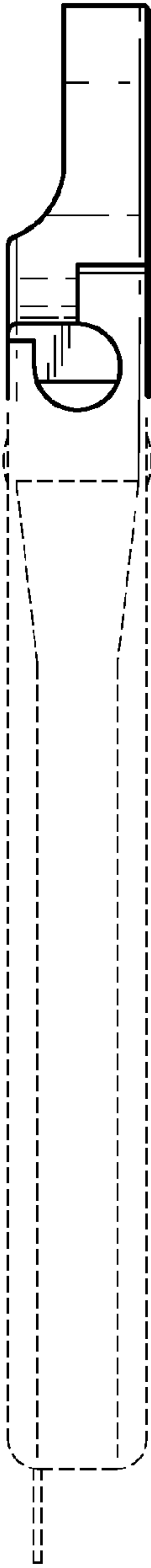




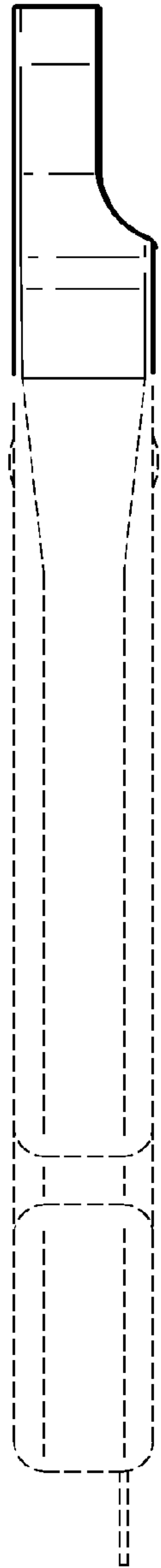
**FIG. 1**



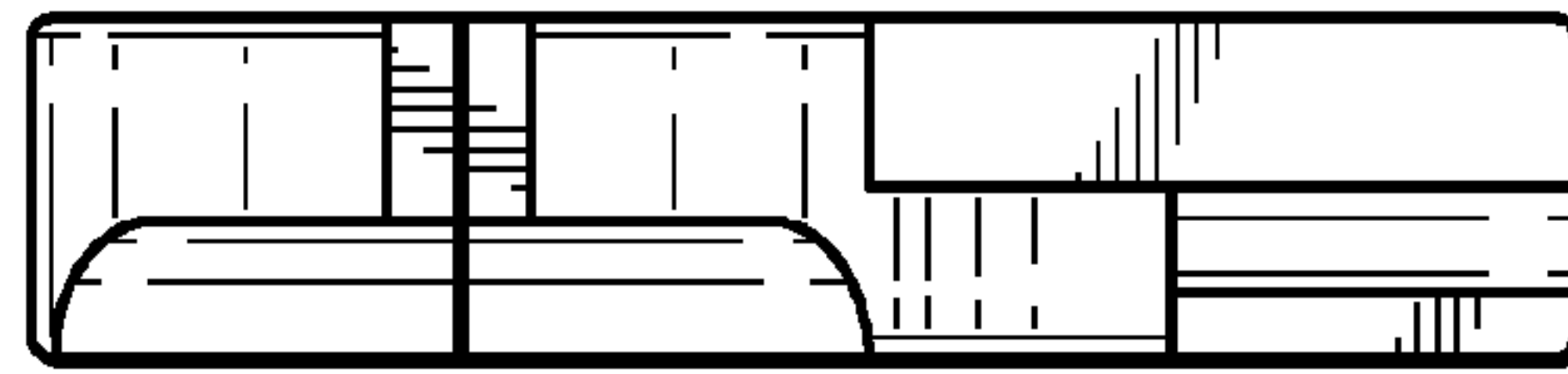
**FIG. 2**



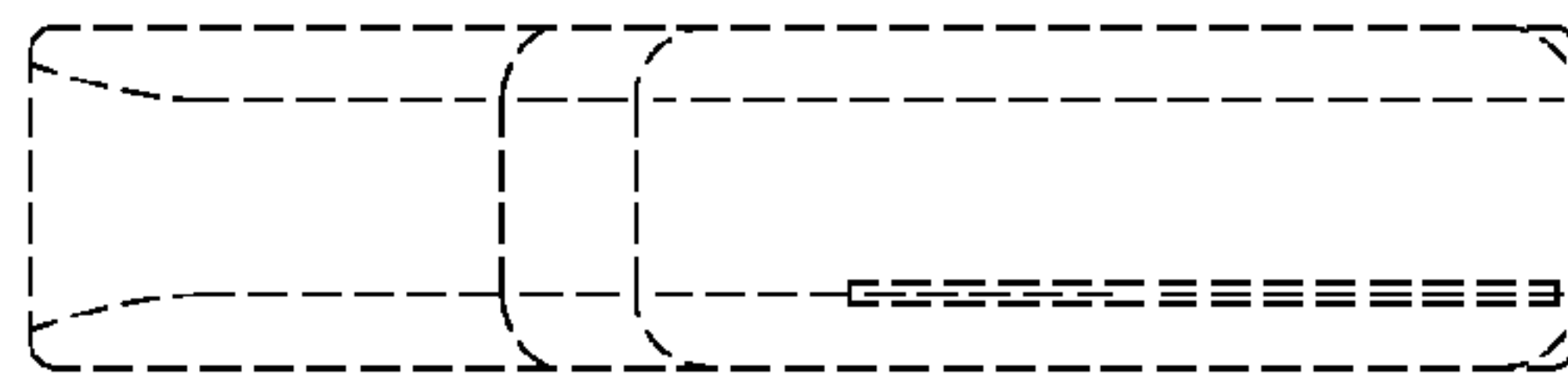
**FIG. 3**



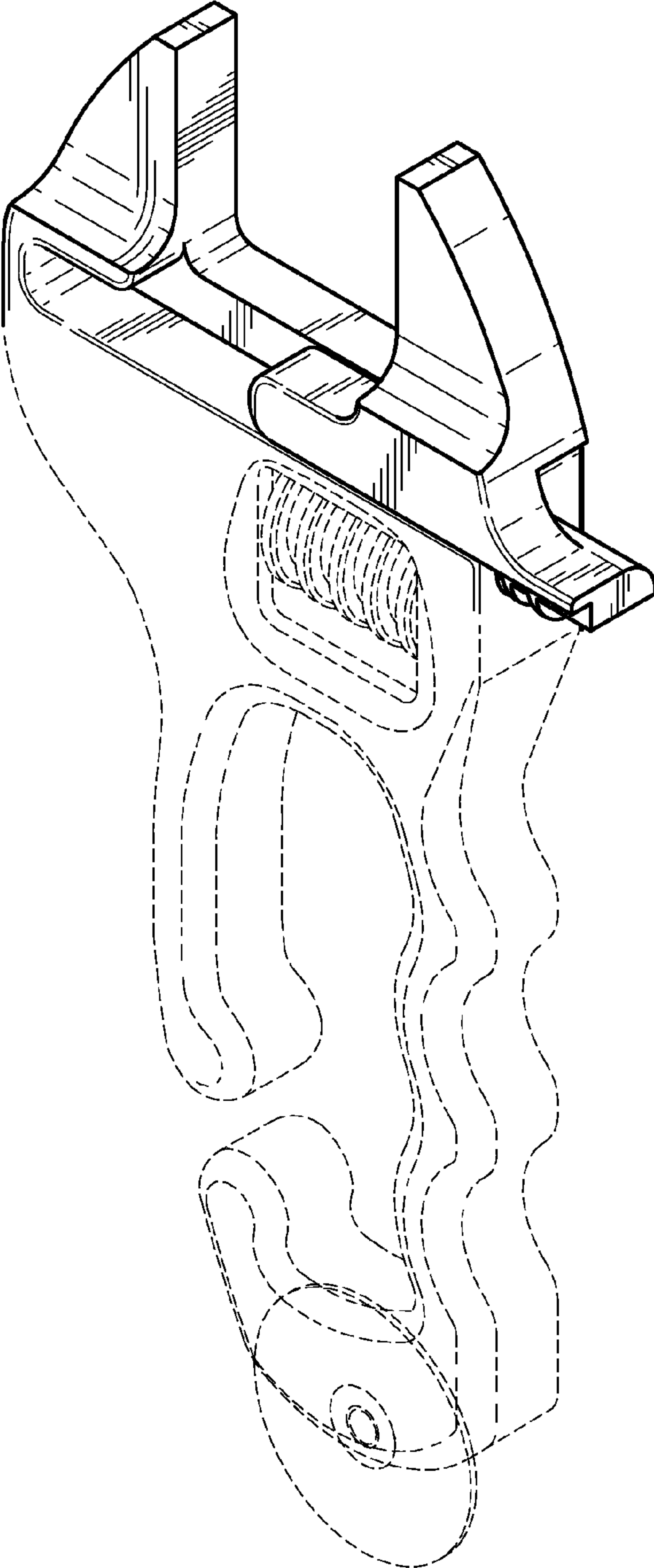
**FIG. 4**



**FIG. 5**



**FIG. 6**



**FIG. 7**