



US00D713222S

(12) **United States Design Patent**
Phelan

(10) **Patent No.:** **US D713,222 S**

(45) **Date of Patent:** **** Sep. 16, 2014**

(54) **REPAIR STAKE**

(71) Applicant: **Wayne Charles Phelan**, Sheffield (GB)

(72) Inventor: **Wayne Charles Phelan**, Sheffield (GB)

(**) Term: **14 Years**

(21) Appl. No.: **29/476,978**

(22) Filed: **Dec. 18, 2013**

(51) **LOC (10) Cl.** **08-01**

(52) **U.S. Cl.**
USPC **D8/1**

(58) **Field of Classification Search**
USPC D8/1; D25/133, 134; 52/295, 165, 19,
52/170

See application file for complete search history.

(56) **References Cited**

U.S. PATENT DOCUMENTS

| | | | | |
|-----------|------|---------|---------------|--------|
| 427,815 | A | 5/1890 | Wolf | |
| 1,584,405 | A | 5/1926 | Spring | |
| 4,516,365 | A * | 5/1985 | Chapman | 52/170 |
| 4,543,757 | A * | 10/1985 | Cosgrove | 52/295 |
| 4,646,489 | A * | 3/1987 | Feller et al. | 52/165 |
| 5,345,732 | A | 9/1994 | Knight et al. | |
| 5,636,482 | A * | 6/1997 | Klager | 52/165 |
| 6,578,826 | B2 * | 6/2003 | Pilcher | 256/19 |

| | | | | |
|--------------|-----|---------|-----------|---------|
| D619,862 | S * | 7/2010 | Brodek | D8/1 |
| D650,095 | S * | 12/2011 | Smolinski | D25/133 |
| D662,614 | S * | 6/2012 | Storey | D25/134 |
| 2001/0045553 | A1 | 11/2001 | Pilcher | |

FOREIGN PATENT DOCUMENTS

| | | | |
|----|----------|----|---------|
| CH | 269316 | A | 10/1950 |
| DE | 19525828 | A1 | 1/1997 |
| GB | 2332232 | A | 6/1999 |
| WO | 84/04348 | A1 | 11/1984 |

* cited by examiner

Primary Examiner — Sheryl Lane
(74) *Attorney, Agent, or Firm* — patenttm.us

(57) **CLAIM**

I claim the ornamental design for a repair stake, as shown and described.

DESCRIPTION

FIG. 1 is a front view of a repair stake;
FIG. 2 is a rear view of the repair stake;
FIG. 3 is a view from one side view of the repair stake;
FIG. 4 is a view from the opposite side of the repair stake;
FIG. 5 is a view from one end on a larger scale of the repair stake;
FIG. 6 is a view from the opposite end on a larger scale of the repair stake; and,
FIG. 7 is a perspective view of the repair stake.

1 Claim, 7 Drawing Sheets




Fig. 1



Fig. 2




Fig. 3



Fig. 4




Fig. 5




Fig. 6




Fig. 7

