



US00D713215S

(12) **United States Design Patent**  
**Bird**

(10) **Patent No.:** **US D713,215 S**

(45) **Date of Patent:** **\*\* Sep. 16, 2014**

(54) **KNIFE**

(71) Applicant: **Christian Bird**, London (GB)

(72) Inventor: **Christian Bird**, London (GB)

(73) Assignee: **Edge of Belgravia Limited**, London (GB)

(\*\*) Term: **14 Years**

(21) Appl. No.: **29/464,120**

(22) Filed: **Aug. 13, 2013**

(51) **LOC (10) Cl.** ..... **07-03**

(52) **U.S. Cl.**  
USPC ..... **D7/649; D7/401.2**

(58) **Field of Classification Search**  
USPC ..... D7/393-395, 401.2, 642-652, 693,  
D7/695-696; D8/93, 97-100, 107, 300,  
D8/321; D22/117-118; 30/136, 142,  
30/147-149, 329, 340-345

See application file for complete search history.

(56) **References Cited**

U.S. PATENT DOCUMENTS

D218,216 S *	7/1970	Hopcraft et al. ....	D7/649
D296,179 S *	6/1988	Hagberg et al. ....	D7/649
D316,015 S *	4/1991	DiGangi .....	D7/649
D461,104 S *	8/2002	Hasegawa .....	D7/649
D487,379 S *	3/2004	Porsche .....	D7/649
D551,517 S *	9/2007	Tarrerias .....	D7/649
D660,096 S *	5/2012	Chen .....	D7/649

\* cited by examiner

*Primary Examiner* — Ricky Pham

(74) *Attorney, Agent, or Firm* — Inventa Capital PLC

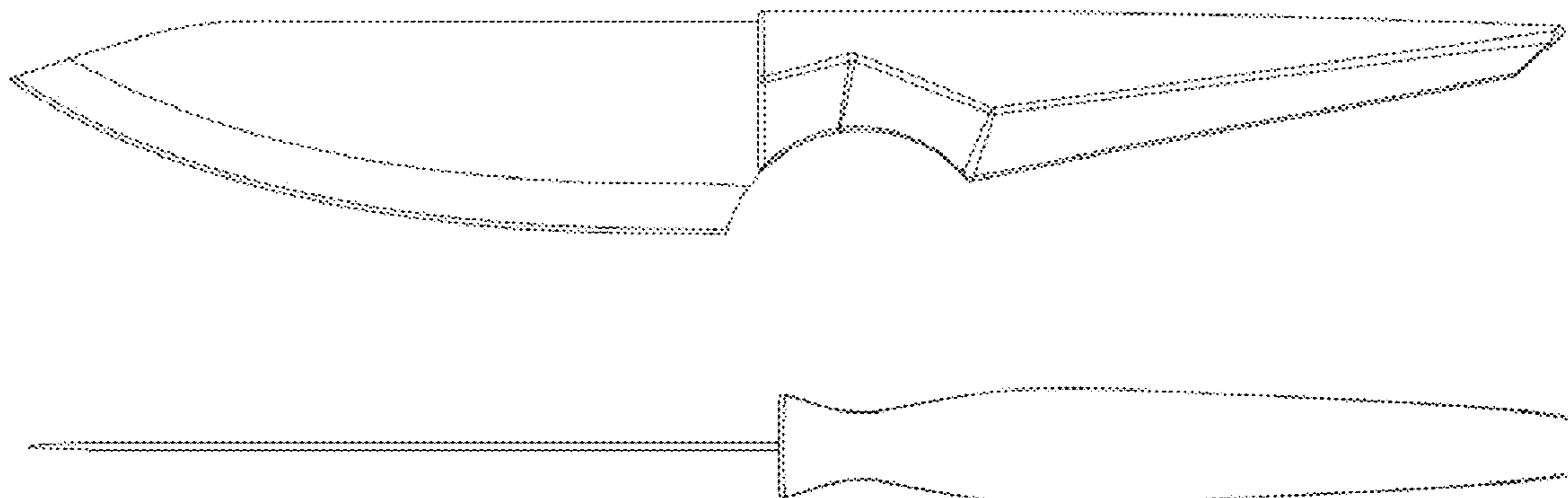
(57) **CLAIM**

I claim the ornamental design for a knife, as shown and described.

**DESCRIPTION**

FIG. 1 is a perspective view of a knife of the present invention; FIG. 2 is an enlarged left side view of the knife of FIG. 1; FIG. 3 is an enlarged bottom view of the knife of FIG. 1; FIG. 4 is an enlarged right side view of the knife of FIG. 1; FIG. 5 is an enlarged top view of the knife of FIG. 1; FIG. 6 is an enlarged rear view of the knife of FIG. 1; and, FIG. 7 is an enlarged front view of the knife of FIG. 1.

**1 Claim, 1 Drawing Sheet**



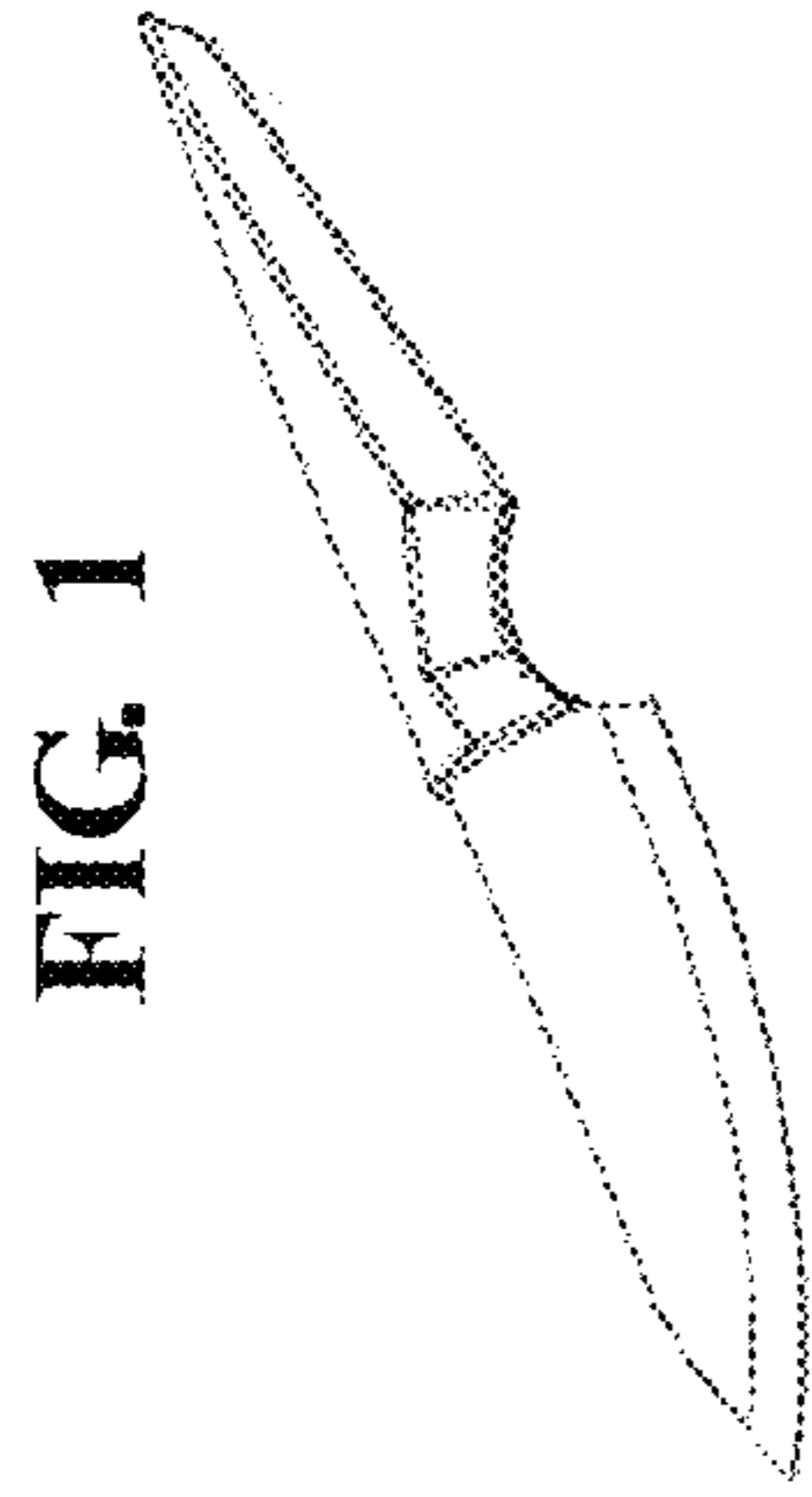


FIG. 1

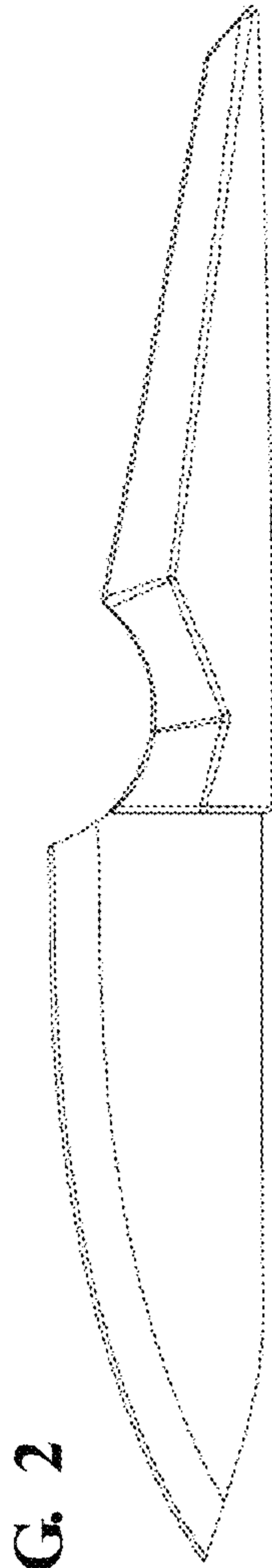


FIG. 2

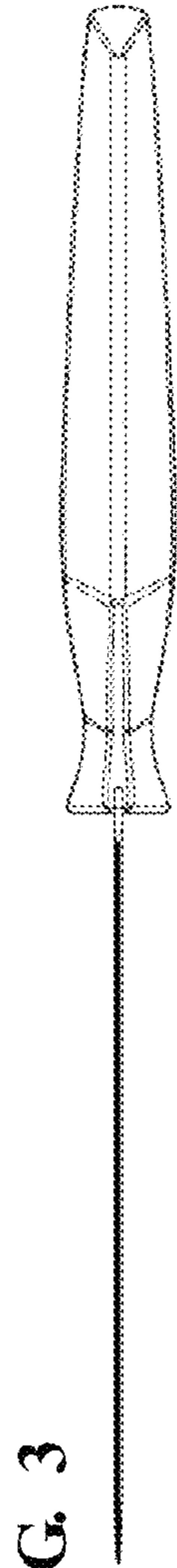


FIG. 3

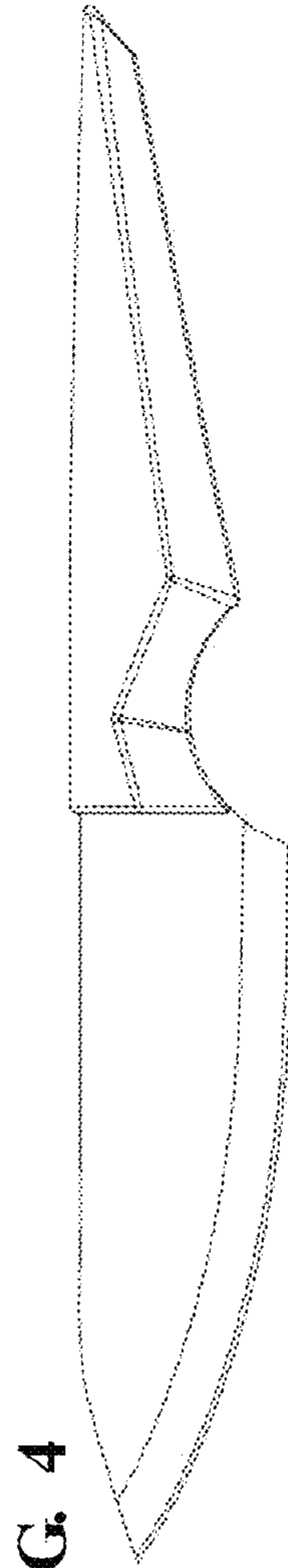


FIG. 4

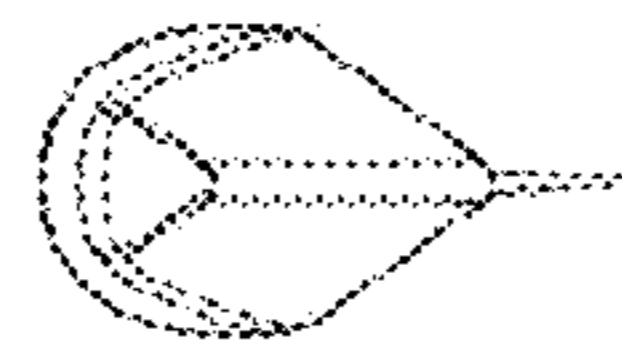


FIG. 6

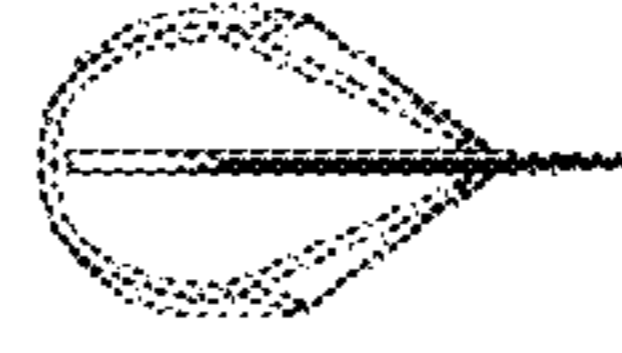


FIG. 7

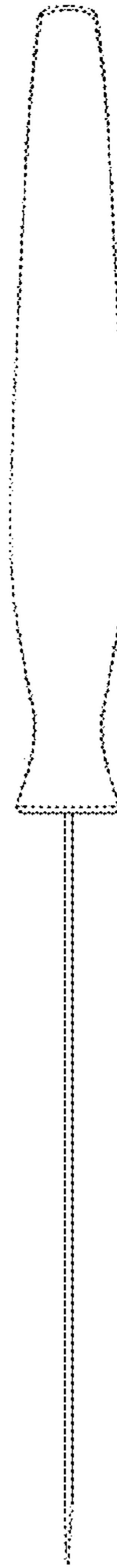


FIG. 5