



US00D713207S

(12) **United States Design Patent**
Hickox

(10) **Patent No.:** **US D713,207 S**
(45) **Date of Patent:** **** Sep. 16, 2014**

- (54) **DISH ATTACHMENT**
 - (71) Applicant: **Mary Hickox**, McKinney, TX (US)
 - (72) Inventor: **Mary Hickox**, McKinney, TX (US)
 - (**) Term: **14 Years**
 - (21) Appl. No.: **29/449,356**
 - (22) Filed: **Mar. 15, 2013**
 - (51) **LOC (10) Cl.** **07-01**
 - (52) **U.S. Cl.**
USPC **D7/543**
 - (58) **Field of Classification Search**
USPC D7/543, 552.1, 600, 705, 550.1, 545,
D7/586, 667, 566, 357; D3/315; D28/61;
D9/666; 99/341; 220/575, 751, 23.4,
220/697; D32/54; D24/604; D27/104;
131/231, 235.1
- See application file for complete search history.

5,651,523 A	7/1997	Bridges	
D405,574 S *	2/1999	Riky	D32/54
5,931,431 A	8/1999	Stinnett	
6,076,700 A	6/2000	Manges	
6,193,201 B1	2/2001	Babcock	
D444,278 S *	6/2001	Myers, Jr.	D32/54
6,264,026 B1	7/2001	Bradley	
6,321,929 B1	11/2001	Weshler et al.	
6,394,297 B1	5/2002	Nance	
D470,267 S *	2/2003	Groendyke	D27/104
6,533,232 B1	3/2003	Aggeler	
6,601,813 B1	8/2003	Kager et al.	
6,606,996 B1	8/2003	Thornell et al.	
D484,363 S *	12/2003	de Groote et al.	D7/543
7,021,825 B1	4/2006	Schultz	
D531,054 S	10/2006	Sagel	
D543,074 S *	5/2007	Luft	D7/543

(Continued)

Primary Examiner — Cynthia Underwood
(74) *Attorney, Agent, or Firm* — Ryan C. Smith; Larkin Hoffman Daly & Lindgren Ltd.

(56) **References Cited**

U.S. PATENT DOCUMENTS

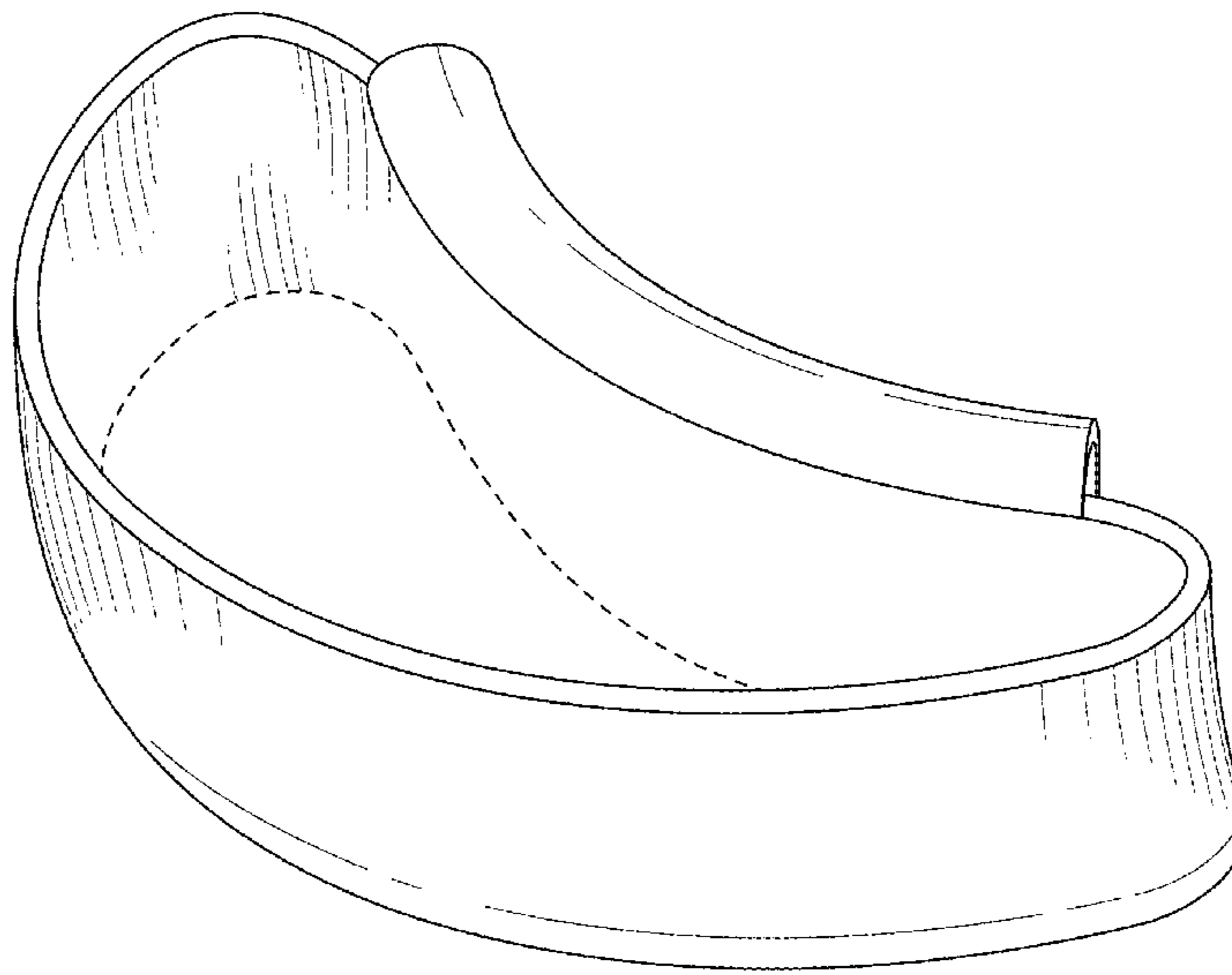
D33,218 S *	9/1900	Dixon	D7/357
757,645 A *	4/1904	Bassett	224/604
1,499,452 A *	7/1924	Gay	131/231
1,772,176 A *	8/1930	Benjamin	131/235.1
2,278,401 A	8/1939	Micari	
2,314,835 A *	3/1943	Johns et al.	220/23.4
3,219,226 A	11/1965	Schroeder	
3,850,398 A	11/1974	Kantor	
4,436,217 A	3/1984	Ritter	
4,535,921 A	8/1985	Sanders	
D290,919 S *	7/1987	Beute	D7/543
D302,050 S	7/1989	Ingrisani	
4,989,742 A	2/1991	Powell	
5,184,750 A	2/1993	Moller	
5,261,577 A *	11/1993	Goldstein et al.	220/697
5,297,695 A *	3/1994	Provence	220/697
5,335,787 A	8/1994	Finchum et al.	
5,429,262 A	7/1995	Sharkey	

(57) **CLAIM**
The ornamental design for a dish attachment, as shown and described.

DESCRIPTION

FIG. 1 is a perspective view of the dish attachment.
FIG. 2 shows a right side elevation view of the dish attachment of FIG. 1.
FIG. 3 shows a left side elevation view of the dish attachment of FIG. 1.
FIG. 4 is a back side elevation view of the dish attachment of FIG. 1.
FIG. 5 is a front elevation view of the dish attachment of FIG. 1.
FIG. 6 is a top plan view of the dish attachment of FIG. 1; and, FIG. 7 is a bottom plan view of the dish attachment of FIG. 1, the boundary line forming the boundary of the claim.

1 Claim, 5 Drawing Sheets



(56)

References Cited

U.S. PATENT DOCUMENTS

D557,413 S *	12/2007	Buermann	D24/123	D665,232 S *	8/2012	O'Connell et al.	D7/637
D573,412 S *	7/2008	Ablo	D7/566	D684,429 S *	6/2013	Lion et al.	D7/543
D577,615 S *	9/2008	Markfelder	D10/46.2	D691,426 S *	10/2013	Brown et al.	D7/667
D586,969 S *	2/2009	Graham	D32/54	D694,905 S *	12/2013	Brown et al.	D24/224
D610,408 S *	2/2010	Paolini	D7/566	2003/0019871 A1	1/2003	Nance		
D623,019 S	9/2010	Wildman			2006/0086756 A1	4/2006	Roth et al.		
D625,961 S *	10/2010	Kent	D7/586	2007/0095843 A1	5/2007	Wu		
7,874,449 B1	1/2011	Studee et al.			2008/0035655 A1 *	2/2008	Baumgartner	220/751
D643,248 S	8/2011	Schmidt			2009/0090710 A1	4/2009	Nielson		
D653,085 S *	1/2012	Swallow	D7/566	2009/0108004 A1	4/2009	Bollengier		
					2011/0084087 A1 *	4/2011	Scribner et al.	220/751
					2011/0272546 A1	11/2011	Nielsen		

* cited by examiner

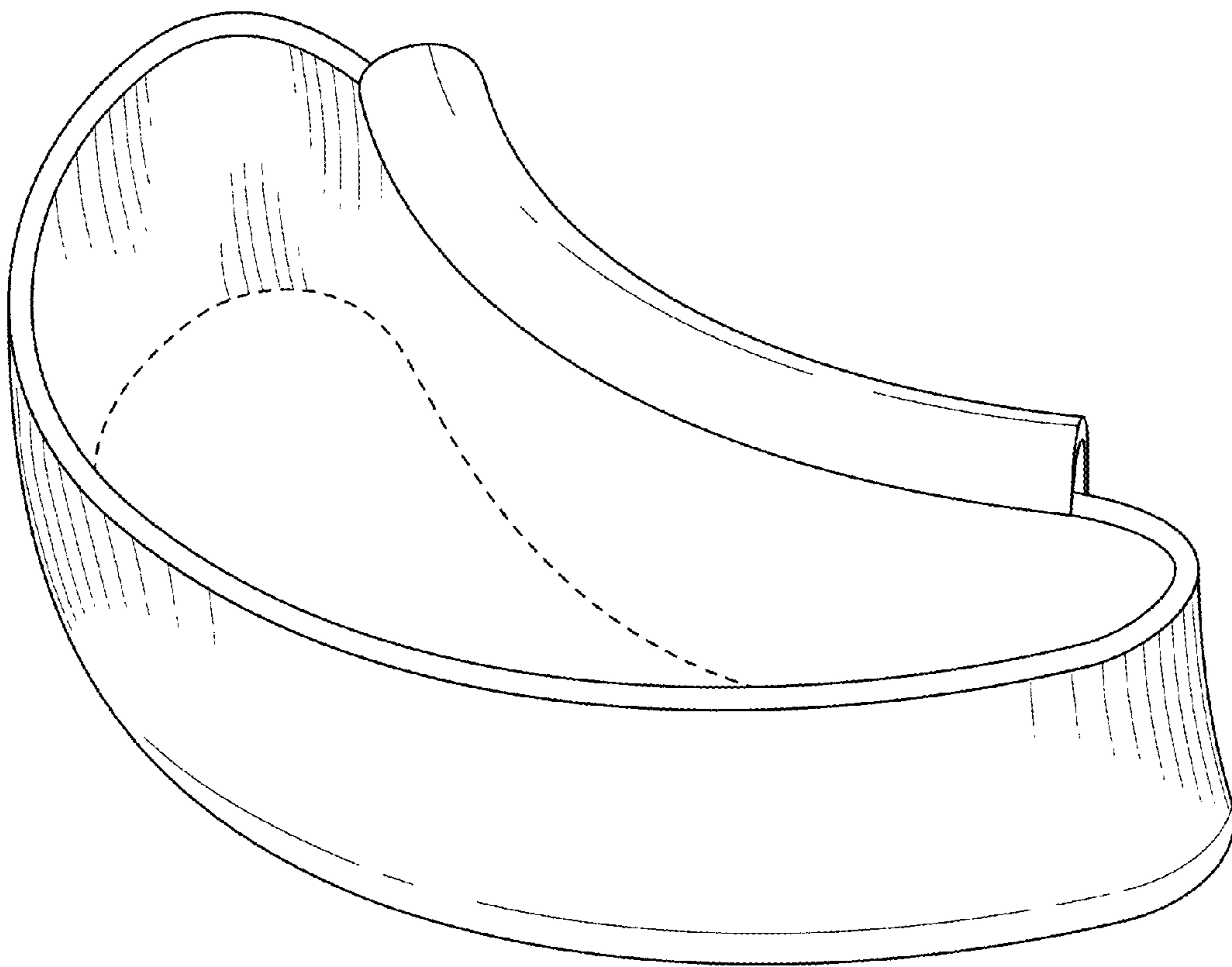


FIG. 1

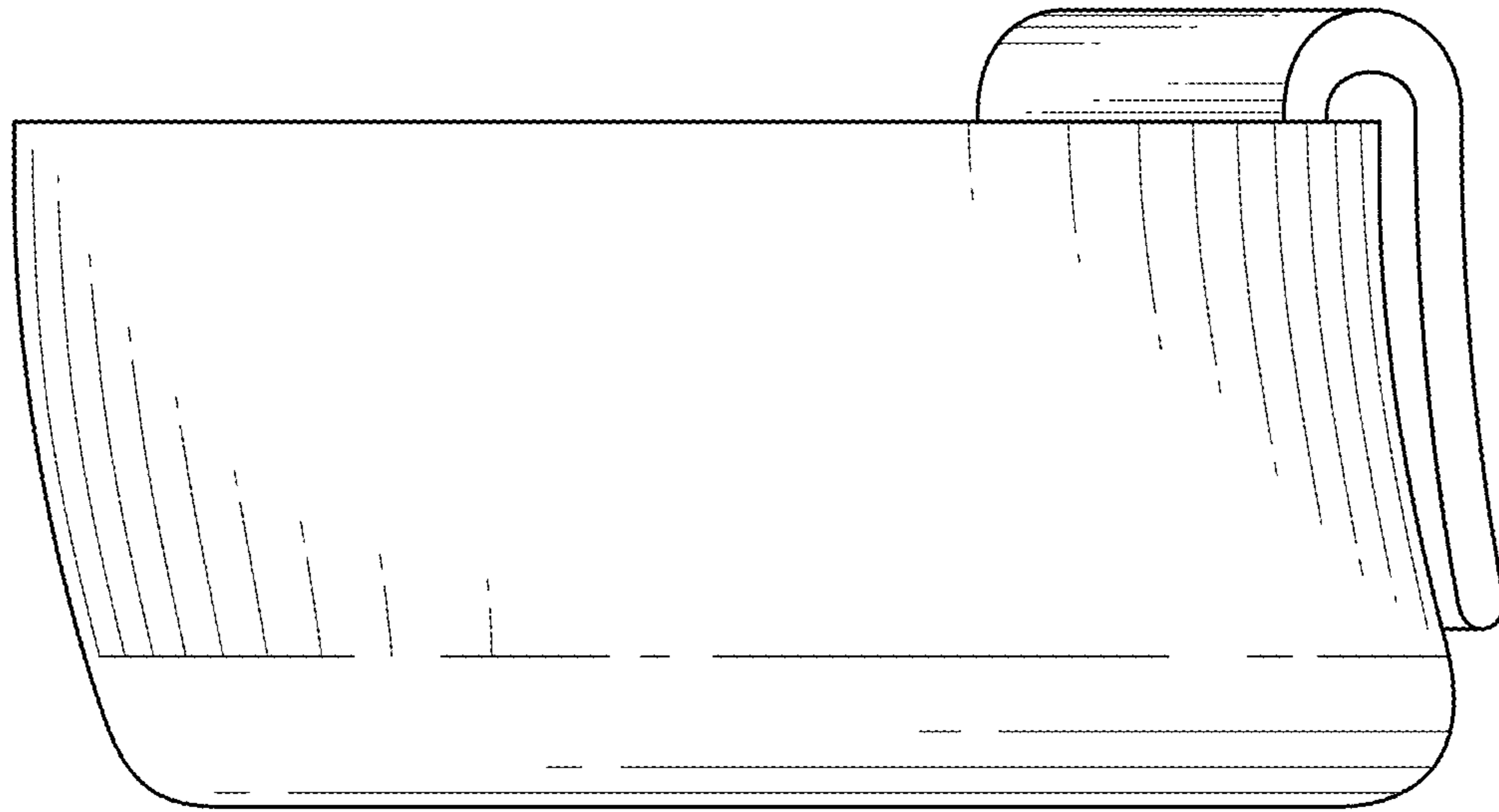


FIG. 2

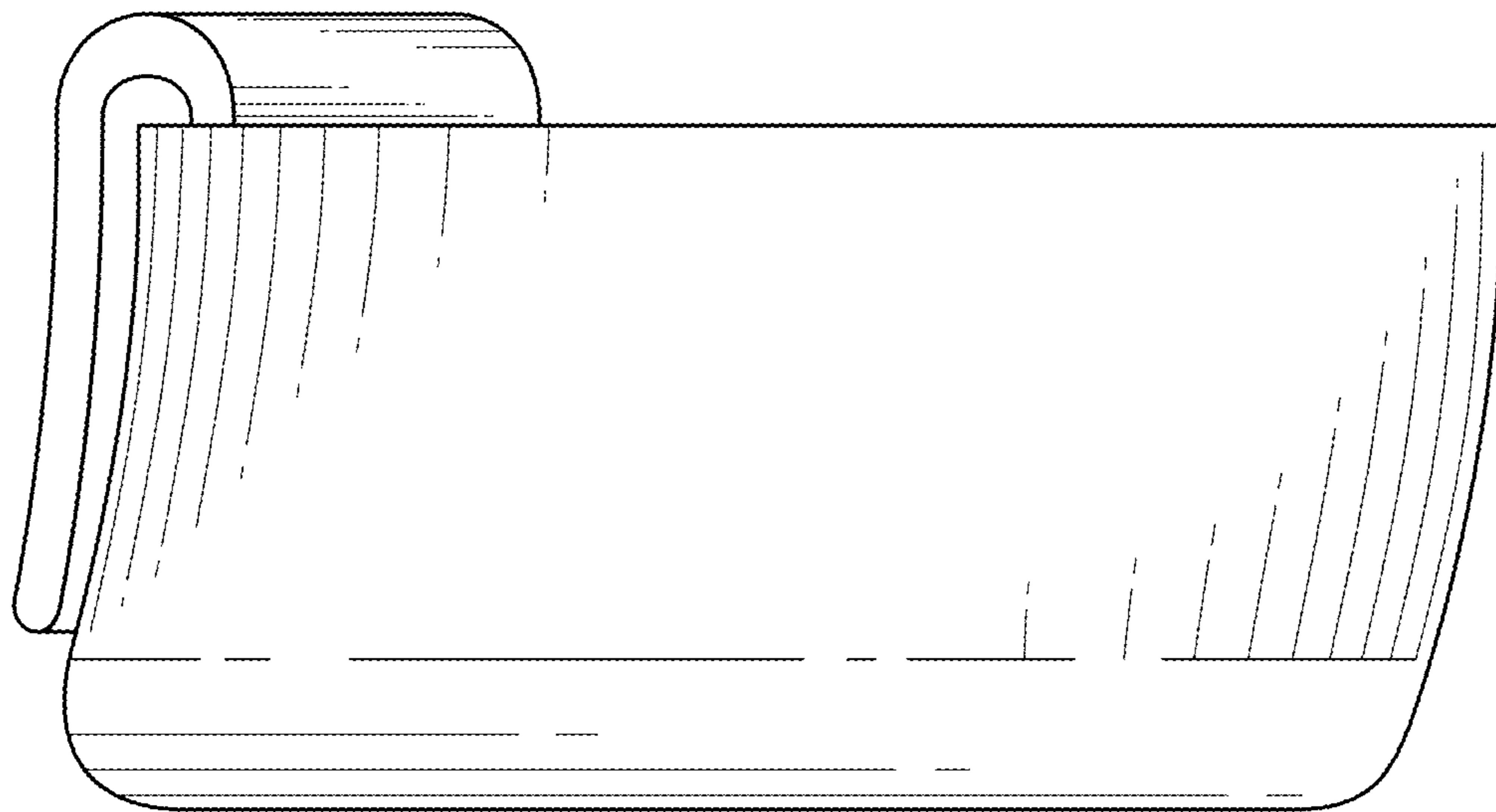


FIG. 3

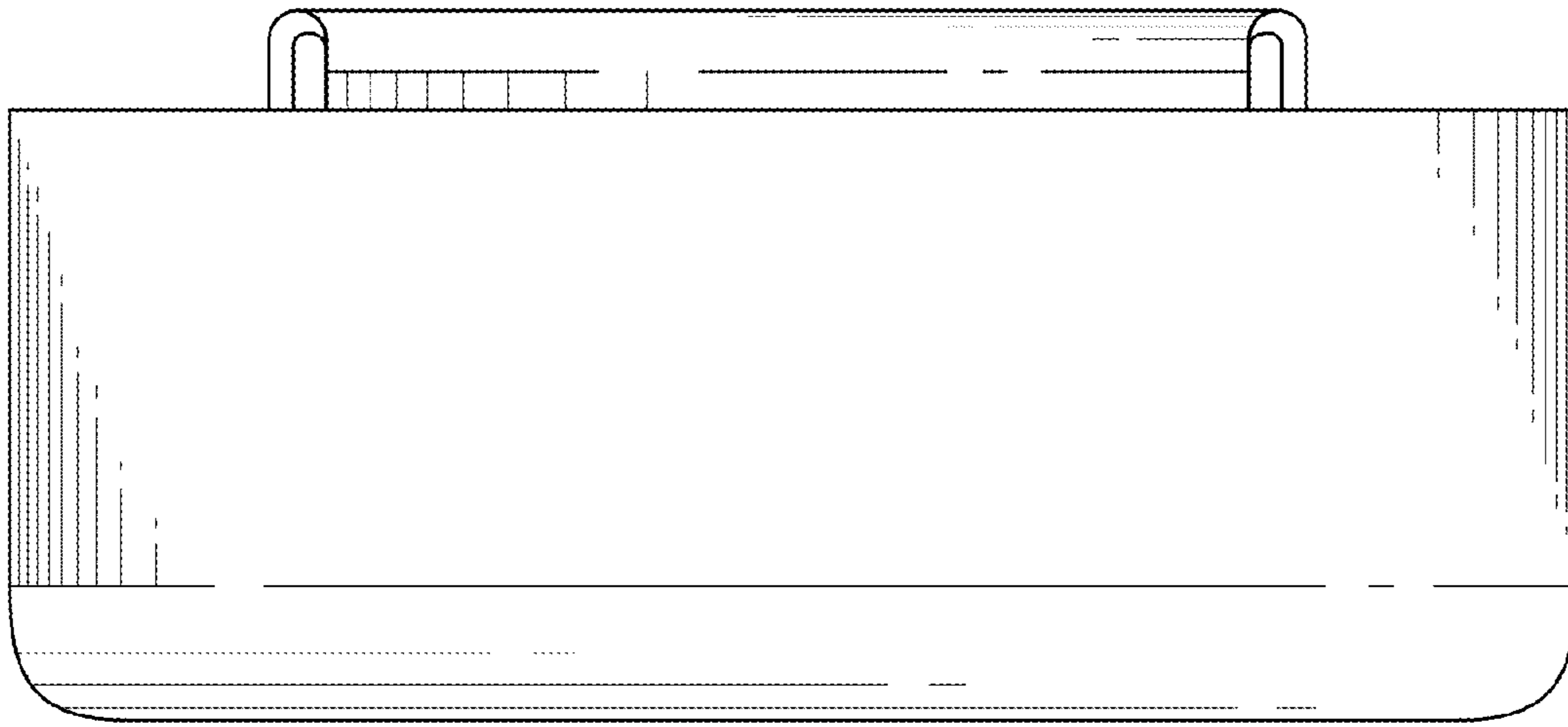


FIG. 4

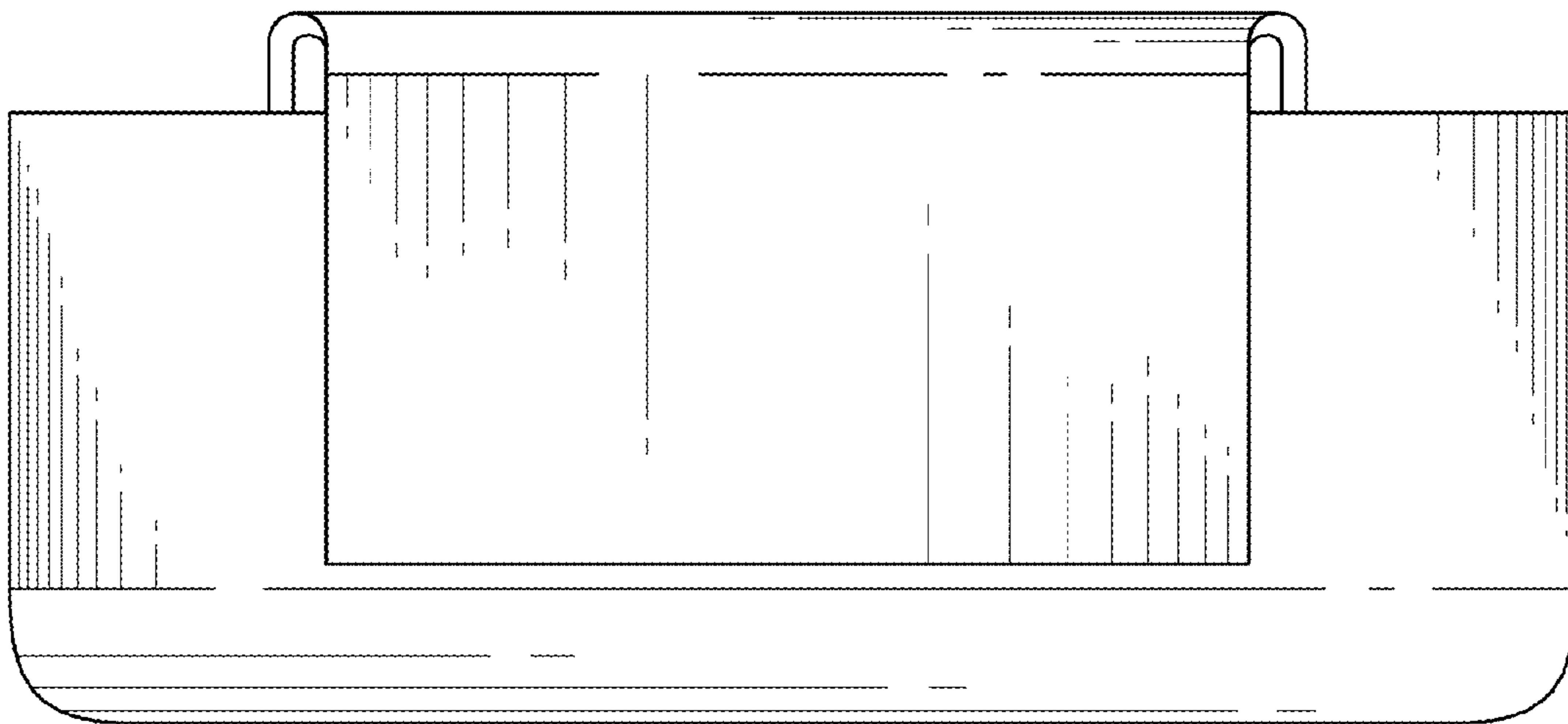


FIG. 5

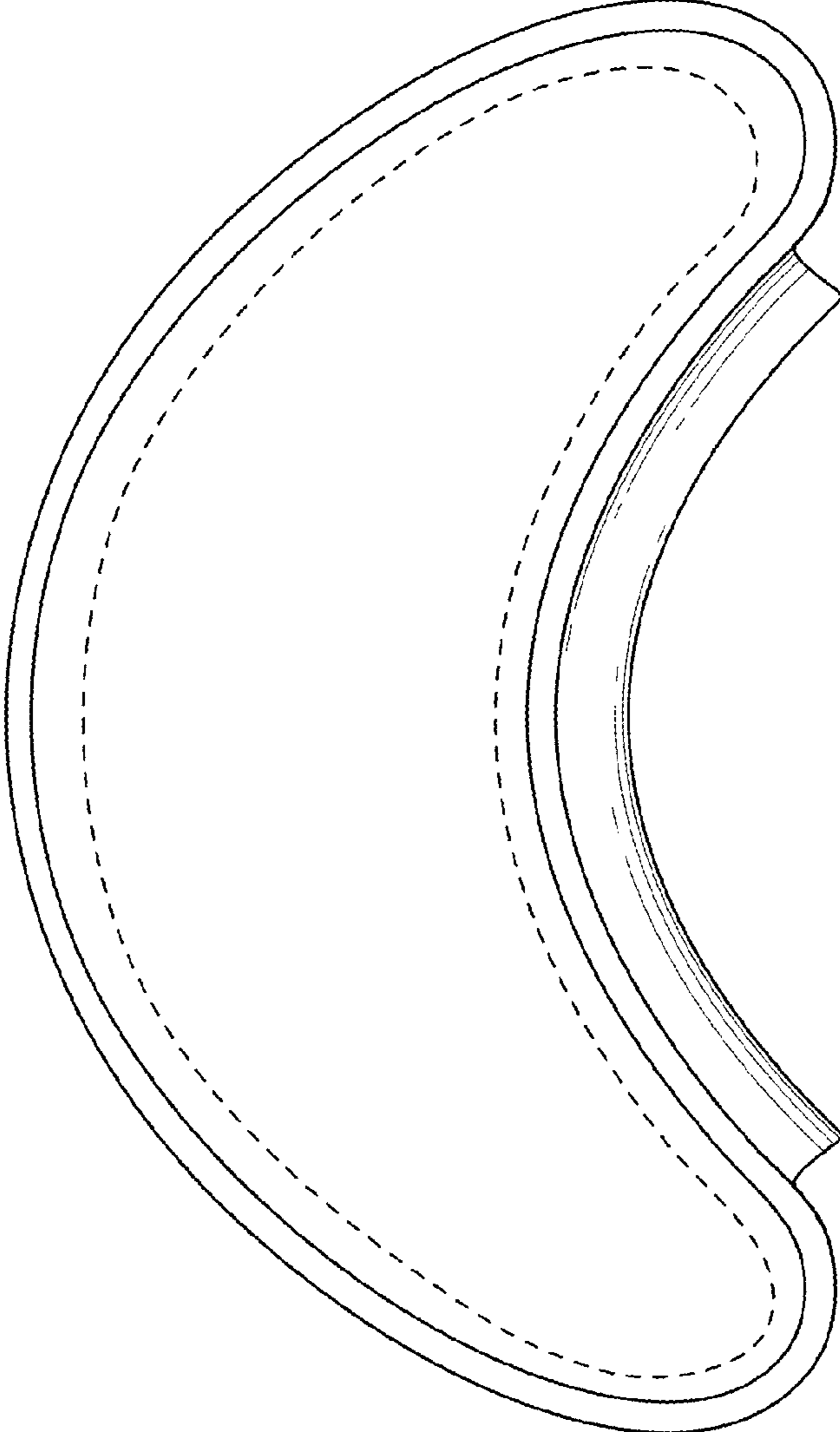


FIG. 6

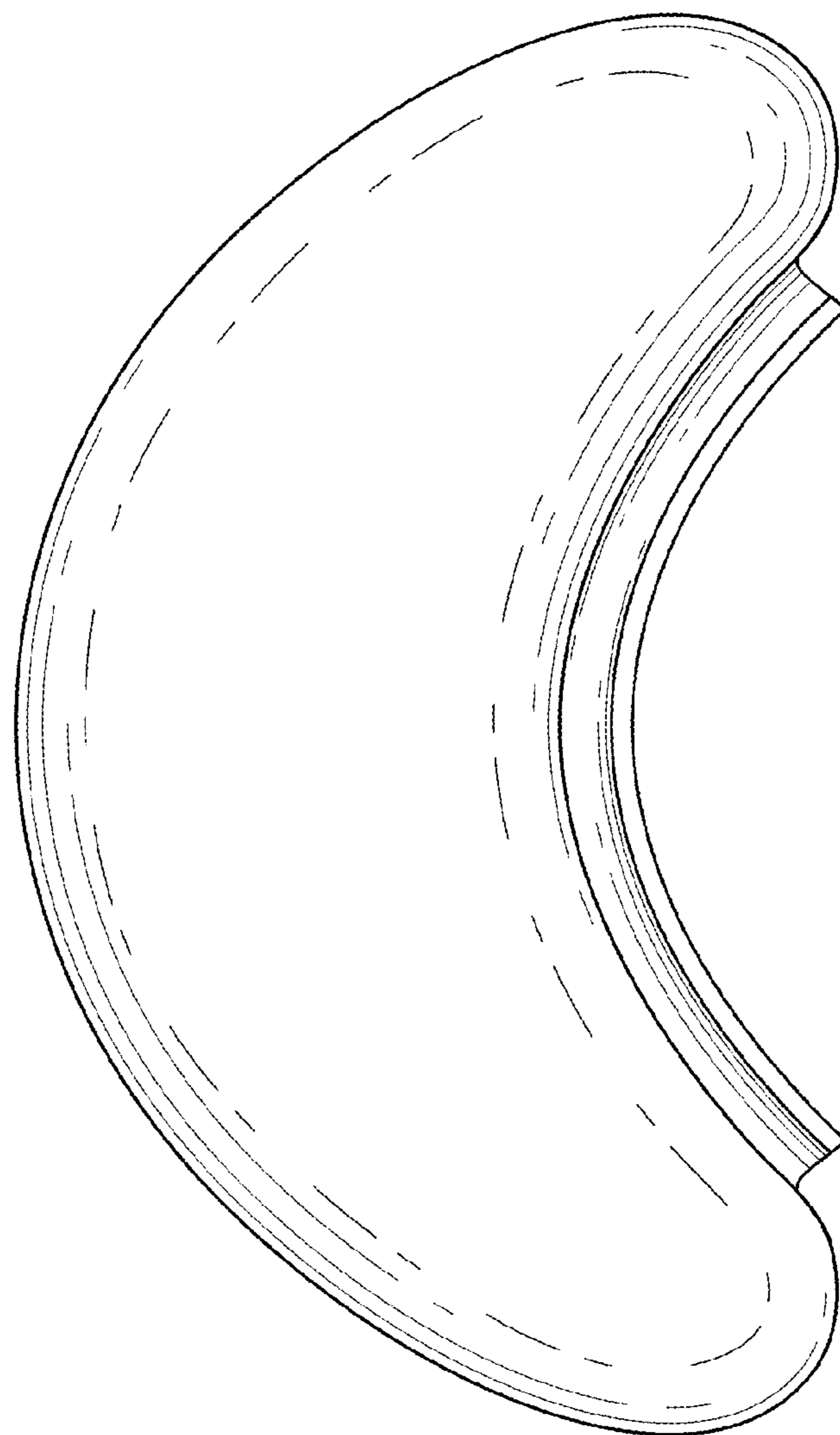


FIG. 7