



US00D713195S

(12) **United States Design Patent**  
**Hu et al.**

(10) **Patent No.:** **US D713,195 S**

(45) **Date of Patent:** **\*\* Sep. 16, 2014**

(54) **EGG COOKER**

(56) **References Cited**

(71) Applicant: **Yongkang Huitian Electrical Appliance Co., Ltd.**, Yongkang (CN)

U.S. PATENT DOCUMENTS

(72) Inventors: **Xiaocun Hu**, Yongkang (CN); **BaoBao Xu**, Yongkang (CN)

D190,060 S *	4/1961	Gardner .....	D9/538
3,235,130 A *	2/1966	Waither et al. ....	222/142.9
D357,414 S *	4/1995	Kornick et al. ....	D9/776
D358,115 S *	5/1995	Rahr .....	D11/144
D455,324 S *	4/2002	Wright .....	D7/679
D484,371 S *	12/2003	Tang et al. ....	D7/679
D522,318 S *	6/2006	McGuyer .....	D7/590
D553,308 S *	10/2007	Klein .....	D30/199
D581,750 S *	12/2008	de Groote .....	D7/679
D604,277 S *	11/2009	Benedetti .....	D14/230
D609,535 S *	2/2010	Kavanaugh .....	D7/679
D616,261 S *	5/2010	Lundstrom .....	D7/679
D639,662 S *	6/2011	Riguzzi .....	D9/504

(73) Assignee: **Yongkang Huitian Electrical Appliance Co., Ltd.**, Zhejiang (CN)

(\*\*) Term: **14 Years**

(21) Appl. No.: **29/477,305**

\* cited by examiner

(22) Filed: **Dec. 20, 2013**

(51) **LOC (10) Cl.** ..... **07-02**

*Primary Examiner* — Ricky Pham

(52) **U.S. Cl.**  
USPC ..... **D7/354**

(74) *Attorney, Agent, or Firm* — Ladas & Parry, LLP

(58) **Field of Classification Search**  
USPC ..... D7/323, 329–332, 334, 346–347,  
D7/350.1–350.4, 353–367, 391, 393, 395,  
D7/402, 406, 409, 590, 679; D9/504, 538,  
D9/776; D11/144; D14/230; D30/199;  
99/324–325, 331–332, 337–343, 369,  
99/400–418, 422, 425, 444, 451, 483;  
126/37 R, 261, 374.1, 378.1;  
206/501–505, 507–508, 581; 219/400,  
219/405, 429–442, 620–624, 725,  
219/730–735; 220/203.05, 203.07, 203.09,  
220/298, 315–316, 573.1–573.5, 912;  
222/142.9

(57) **CLAIM**

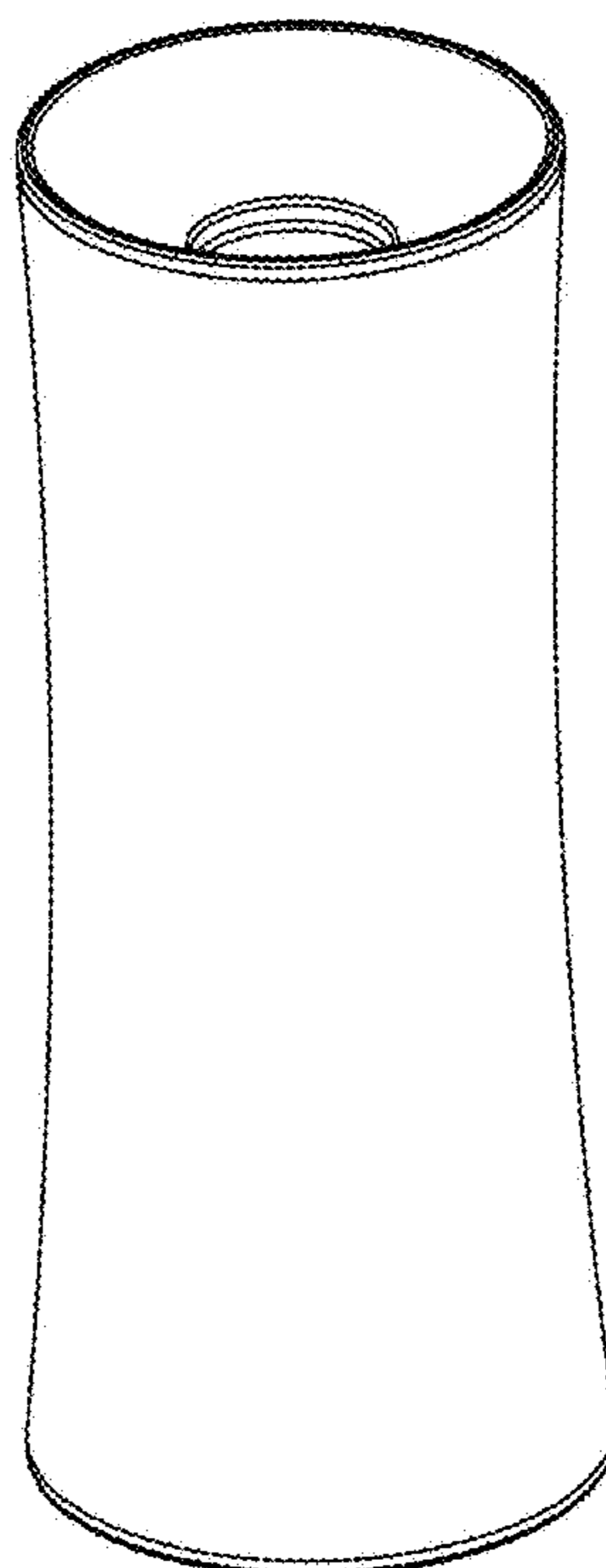
The ornamental design for an egg cooker, as shown and described.

**DESCRIPTION**

FIG. 1 is a front view of an egg cooker in accordance with the design;  
FIG. 2 is a top view of the egg cooker in accordance with the design; and,  
FIG. 3 is a perspective view of the egg cooker in accordance with the design.  
The broken lines shown in the drawings are for illustrative purposes only and form no part of the claimed design.

See application file for complete search history.

**1 Claim, 3 Drawing Sheets**






FIG. 1

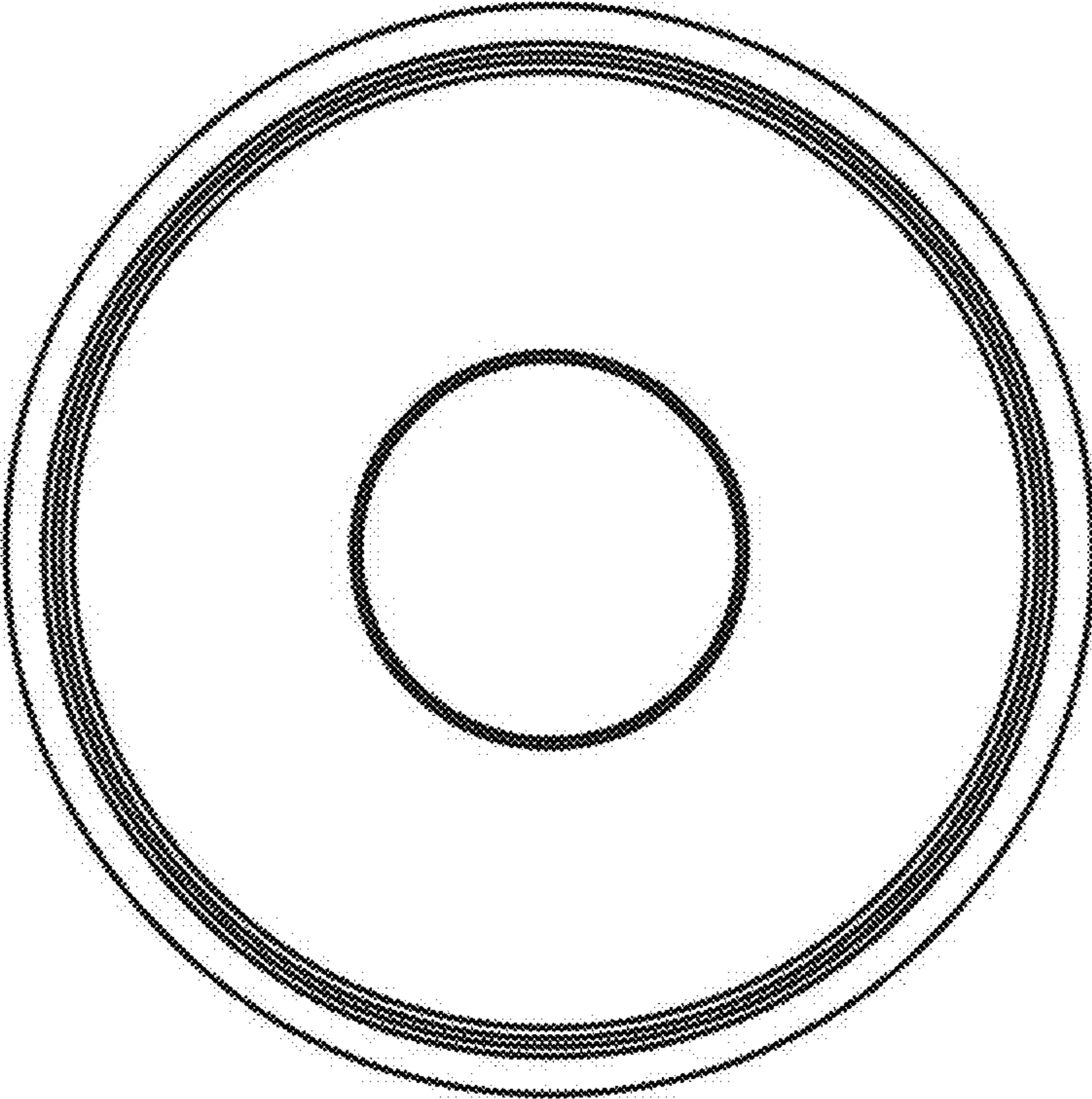


FIG. 2

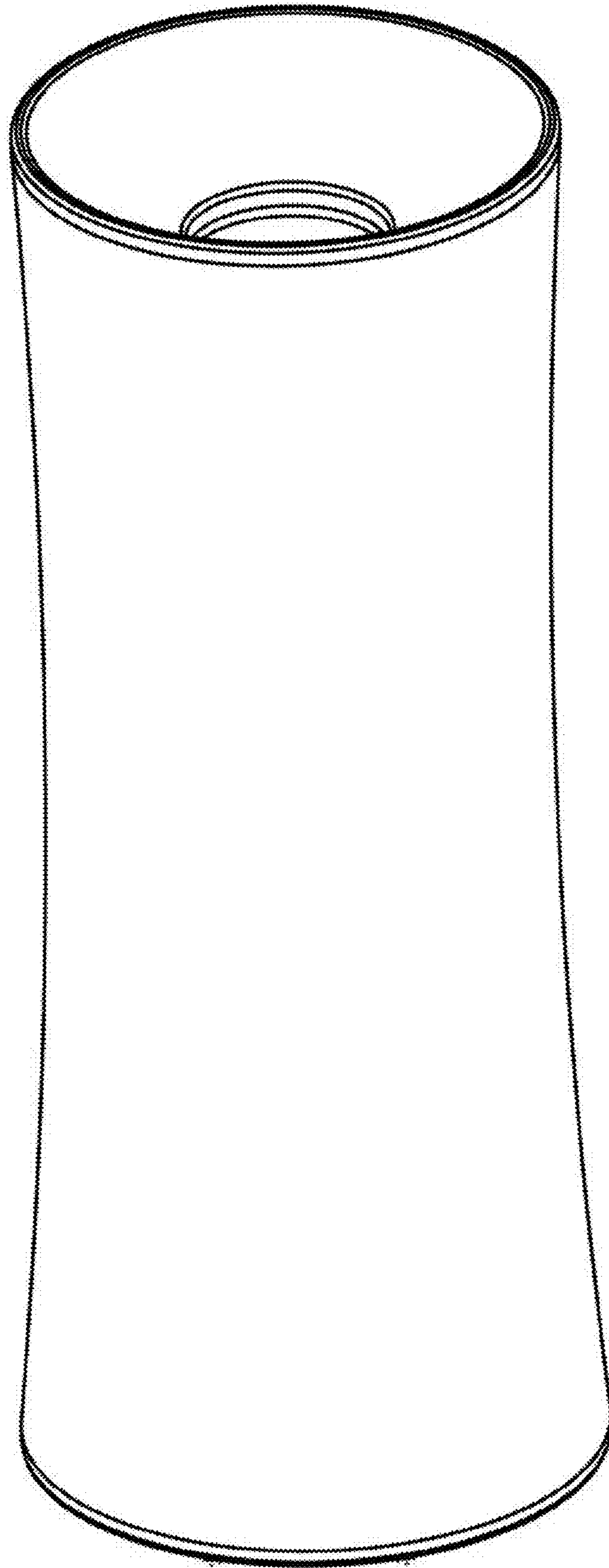


FIG. 3