



US00D713188S

(12) **United States Design Patent**
Gokhale et al.

(10) **Patent No.:** **US D713,188 S**

(45) **Date of Patent:** **** Sep. 16, 2014**

- (54) **PLASTIC WIRE RACK**
- (71) Applicant: **Heatcraft Refrigeration Products LLC, Richardson, TX (US)**
- (72) Inventors: **Rahul Gokhale, Dunwoody, GA (US); Narasimhaan Jayachandran, Snellville, GA (US)**
- (73) Assignee: **Heatcraft Refrigeration Products LLC, Richardson, TX (US)**
- (**) Term: **14 Years**
- (21) Appl. No.: **29/490,831**
- (22) Filed: **May 14, 2014**
- (51) **LOC (10) Cl.** **06-06**
- (52) **U.S. Cl.**
USPC **D6/705.6**
- (58) **Field of Classification Search**
USPC D6/396-397, 406.4, 509-511, 672-673, D6/675-675.1, 702, 704-705, 705.6; D19/75, 86, 90, 91-92; 211/13.1, 211/10-12, 44, 49.1, 50, 71.01, 86.01, 211/87.01, 88.01; 206/214-215, 371
See application file for complete search history.

- 5,038,943 A * 8/1991 Reinke 211/59.1
- D400,737 S * 11/1998 DePottety et al. D6/468
- D473,385 S * 4/2003 Joergensen D6/332
- 7,314,143 B1 * 1/2008 Johnson 211/106
- D608,112 S * 1/2010 Eilmus D6/462
- 7,823,735 B2 * 11/2010 Dunn 211/153
- D635,810 S * 4/2011 Boyer D6/566
- 8,499,944 B2 * 8/2013 Parks et al. 211/153
- D698,589 S * 2/2014 Troyner et al. D6/705.6
- D699,986 S * 2/2014 Tsai D6/675.4

* cited by examiner

Primary Examiner — Kelley Donnelly

(74) *Attorney, Agent, or Firm* — Sutherland Asbill & Brennan LLP

(57) **CLAIM**

The ornamental design for a plastic wire rack, as shown and described.

DESCRIPTION

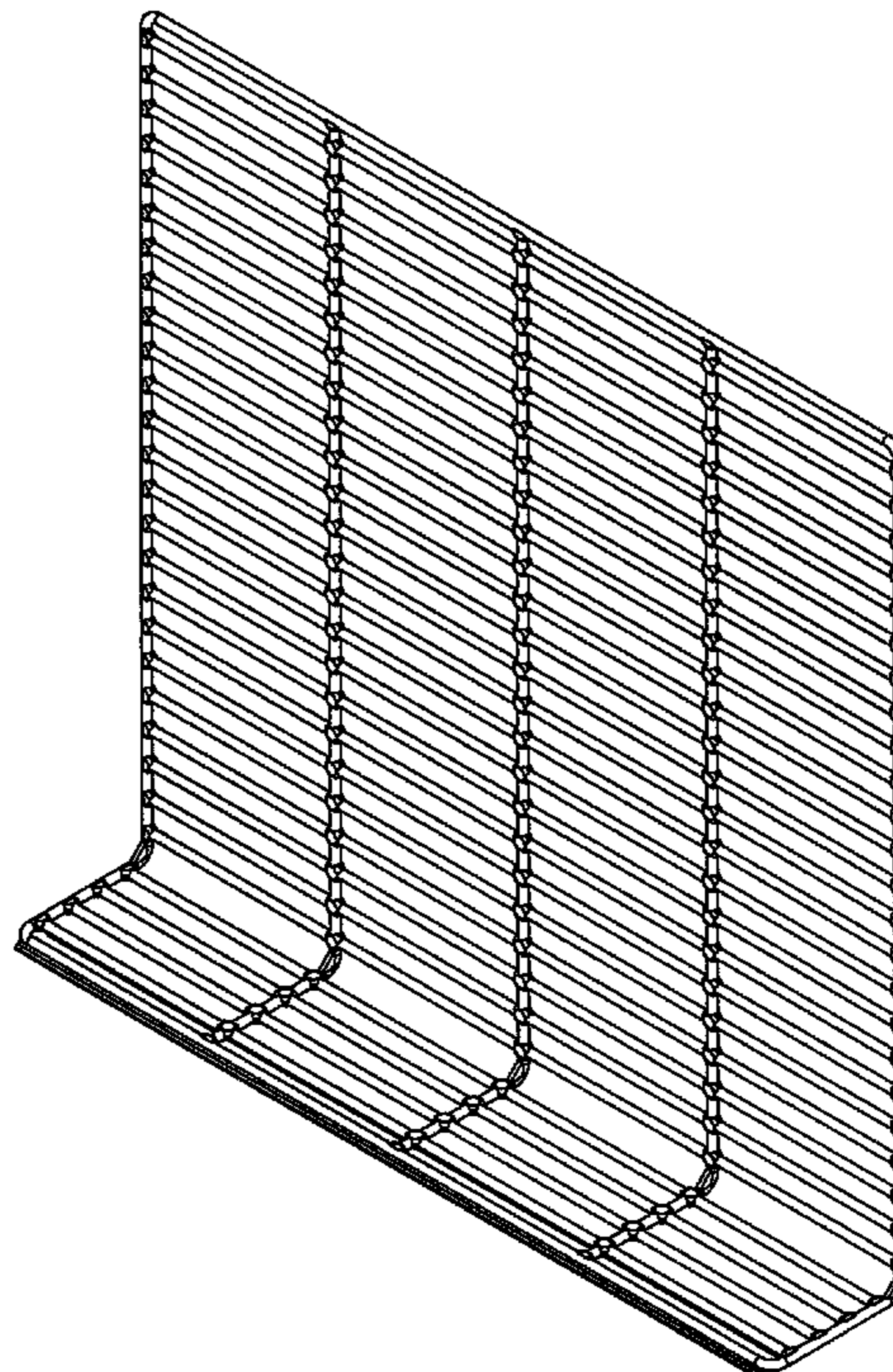
FIG. 1 is a front perspective view showing our new plastic wire rack;
 FIG. 2 is a rear perspective view thereof;
 FIG. 3 is a side perspective view thereof;
 FIG. 4 is a front plan view thereof;
 FIG. 5 is a right side plan view thereof, the left plan view being the same;
 FIG. 6 is a top plan view thereof;
 FIG. 7 is a bottom plan view thereof; and,
 FIG. 8 is a rear plan view thereof.

1 Claim, 8 Drawing Sheets

(56) **References Cited**

U.S. PATENT DOCUMENTS

- 3,627,247 A * 12/1971 Krikorian 248/243
- D242,965 S * 1/1977 Box D6/574



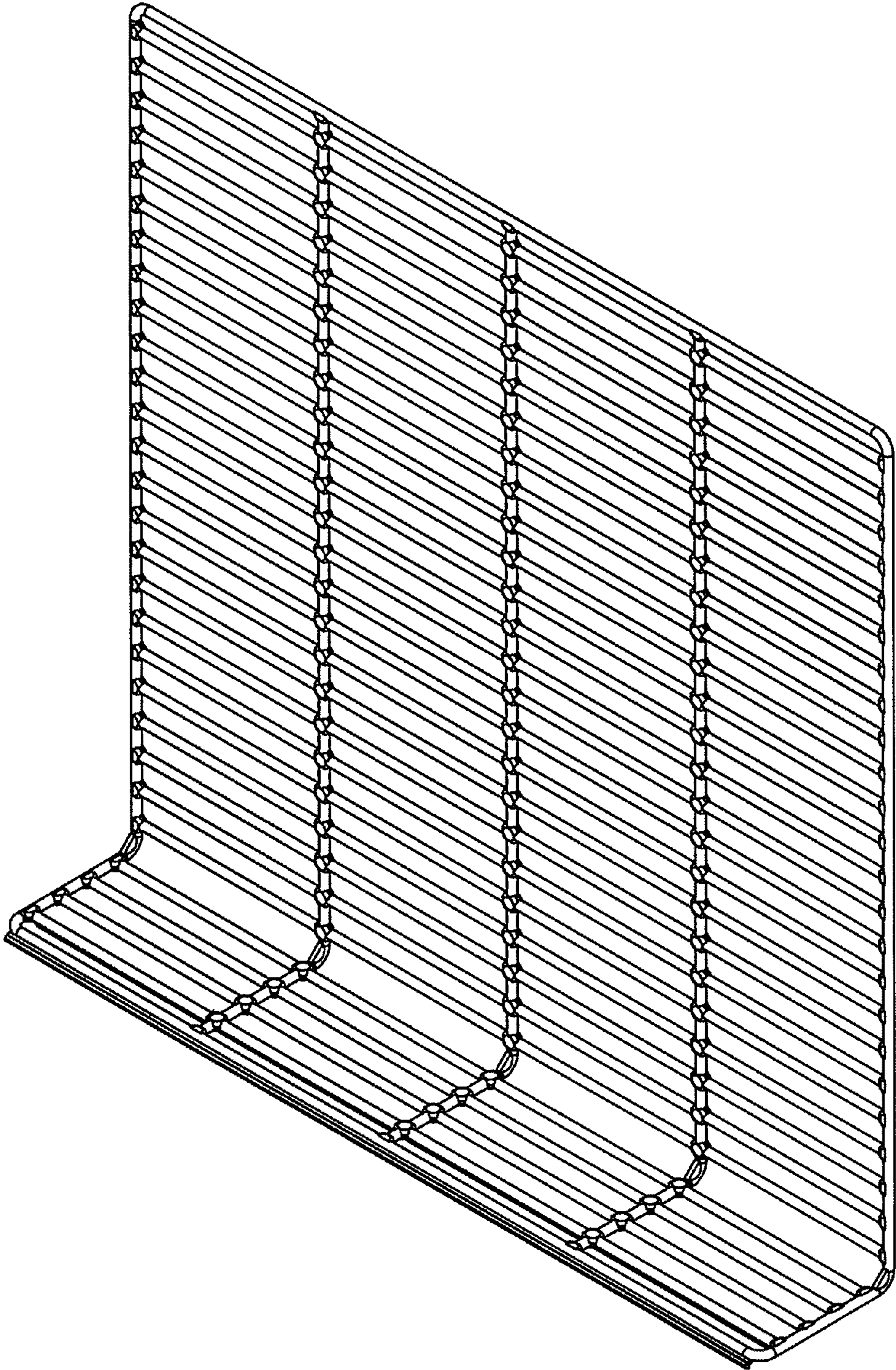


FIG. 1




FIG. 2

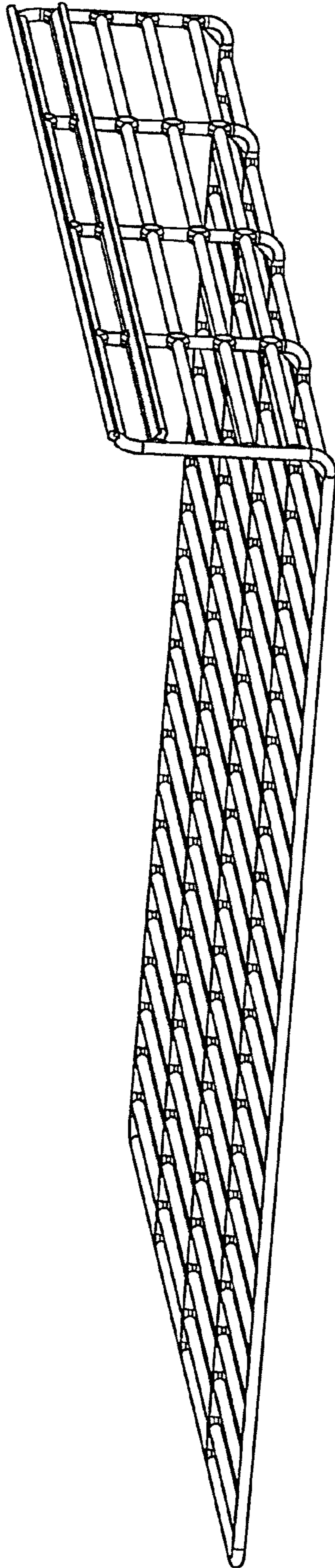


FIG. 3




FIG. 4




FIG. 5

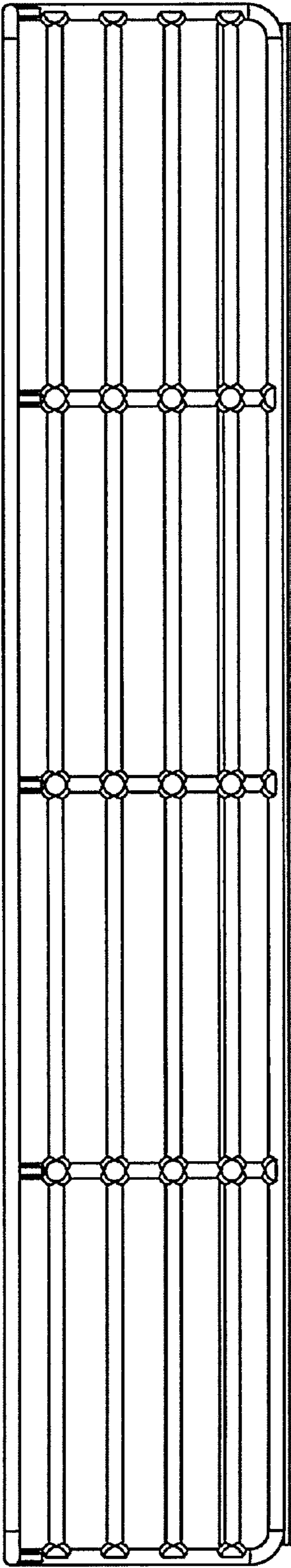


FIG. 6

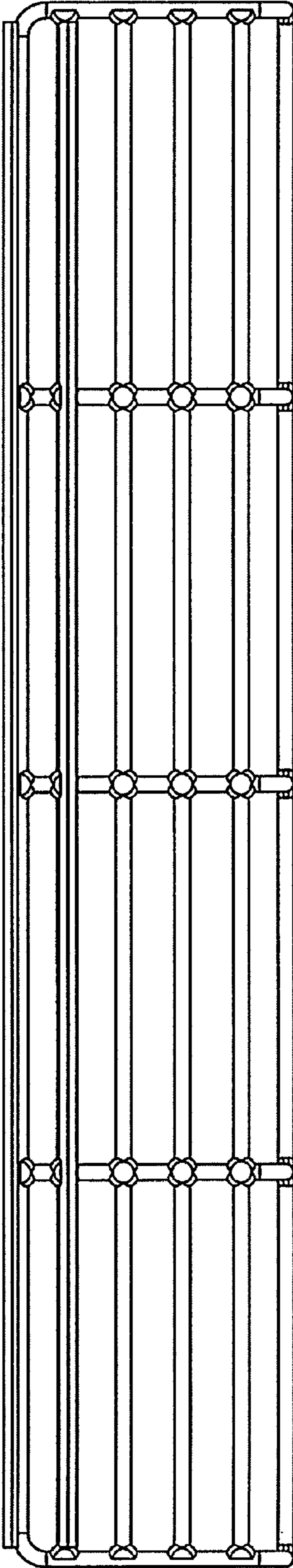


FIG. 7




FIG. 8