



US00D713180S

(12) **United States Design Patent**
Johnston

(10) **Patent No.:** **US D713,180 S**

(45) **Date of Patent:** **** Sep. 16, 2014**

(54) **STORAGE RACK**

(71) Applicant: **Thomas J. Johnston**, Mechanicsville,
MD (US)

(72) Inventor: **Thomas J. Johnston**, Mechanicsville,
MD (US)

(**) Term: **14 Years**

(21) Appl. No.: **29/481,191**

(22) Filed: **Feb. 3, 2014**

(51) **LOC (10) Cl.** **06-06**

(52) **U.S. Cl.**
USPC **D6/675.2**

(58) **Field of Classification Search**
USPC D6/464-466, 474-476, 477-479, 672,
D6/673, 675, 675.1, 675.2; 108/59-60,
108/91-92, 147.11, 149; 211/153,
211/186-188, 194; 312/7.2, 9.1
See application file for complete search history.

(56) **References Cited**

U.S. PATENT DOCUMENTS

3,405,631	A *	10/1968	Thomas, Jr.	99/426
D256,640	S *	9/1980	Farwell et al.	D7/701
D271,453	S *	11/1983	Tucker	D6/462
D309,998	S *	8/1990	Sumrell et al.	D6/567
D321,608	S *	11/1991	Hay	D6/407

D389,380	S *	1/1998	Liu et al.	D7/673
5,762,208	A *	6/1998	Yeh	211/40
D426,977	S *	6/2000	White	D6/407
D429,938	S *	8/2000	Allen	D6/566
D449,414	S *	10/2001	James et al.	D32/55
D450,199	S *	11/2001	White	D6/407
D476,172	S *	6/2003	Bourne, Sr.	D6/467
D659,598	S *	5/2012	Cariddi	D12/115
D673,821	S *	1/2013	Weber et al.	D7/701
D676,262	S *	2/2013	Lim	D6/675.1
D699,505	S *	2/2014	Kadva et al.	D7/359

* cited by examiner

Primary Examiner — Kelley Donnelly

(74) *Attorney, Agent, or Firm* — Mattingly & Malur, PC

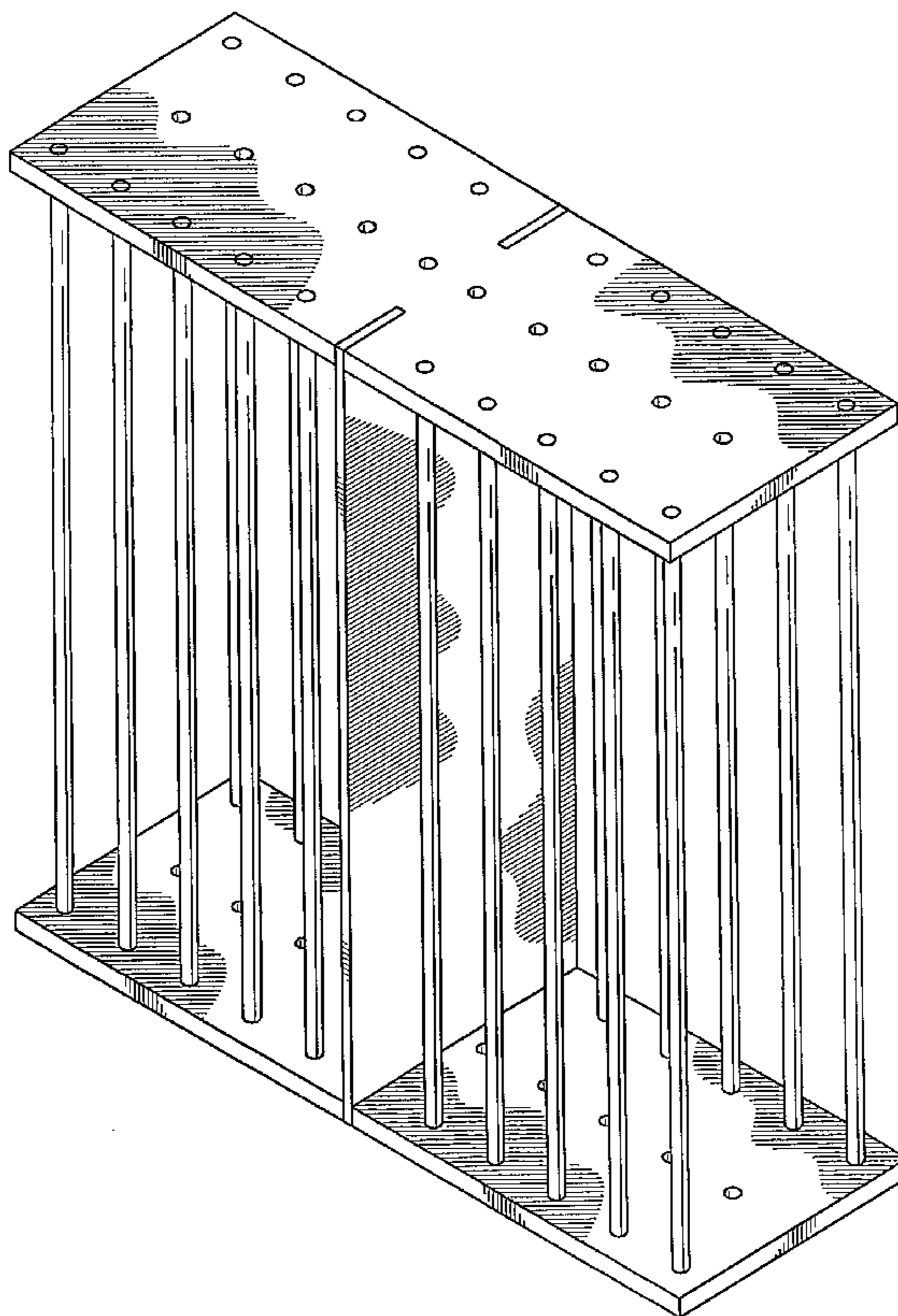
(57) **CLAIM**

The ornamental design for a storage rack, as illustrated and described.

DESCRIPTION

FIG. 1 is a front perspective view of my new design for a storage rack;
FIG. 2 is a front elevation view thereof, the rear elevation view being the same;
FIG. 3 is a right side elevation view thereof; the left side elevation view being the same;
FIG. 4 is a top plan view thereof; and,
FIG. 5 is a bottom plan view thereof.

1 Claim, 3 Drawing Sheets



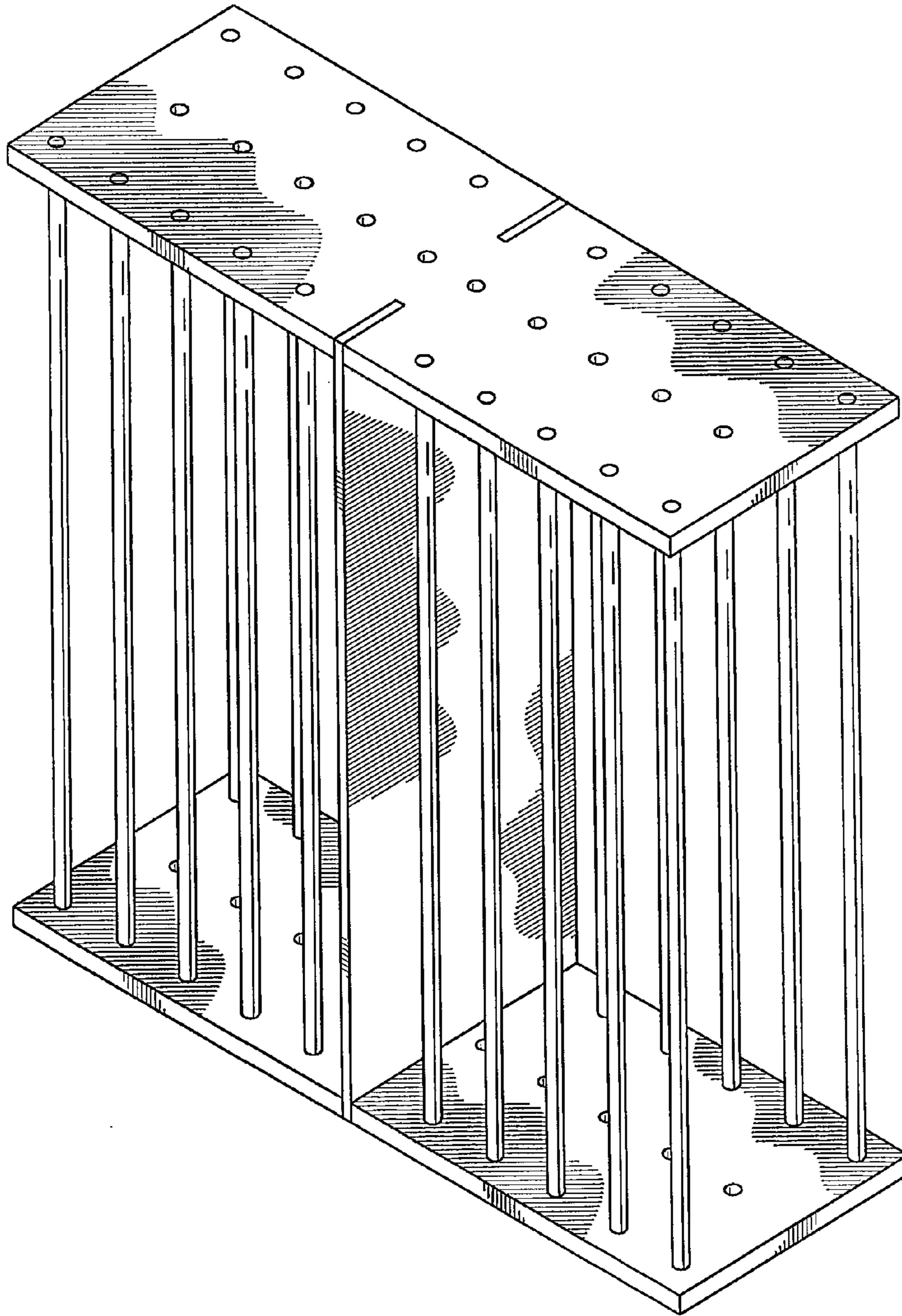


FIG. 1




FIG. 2

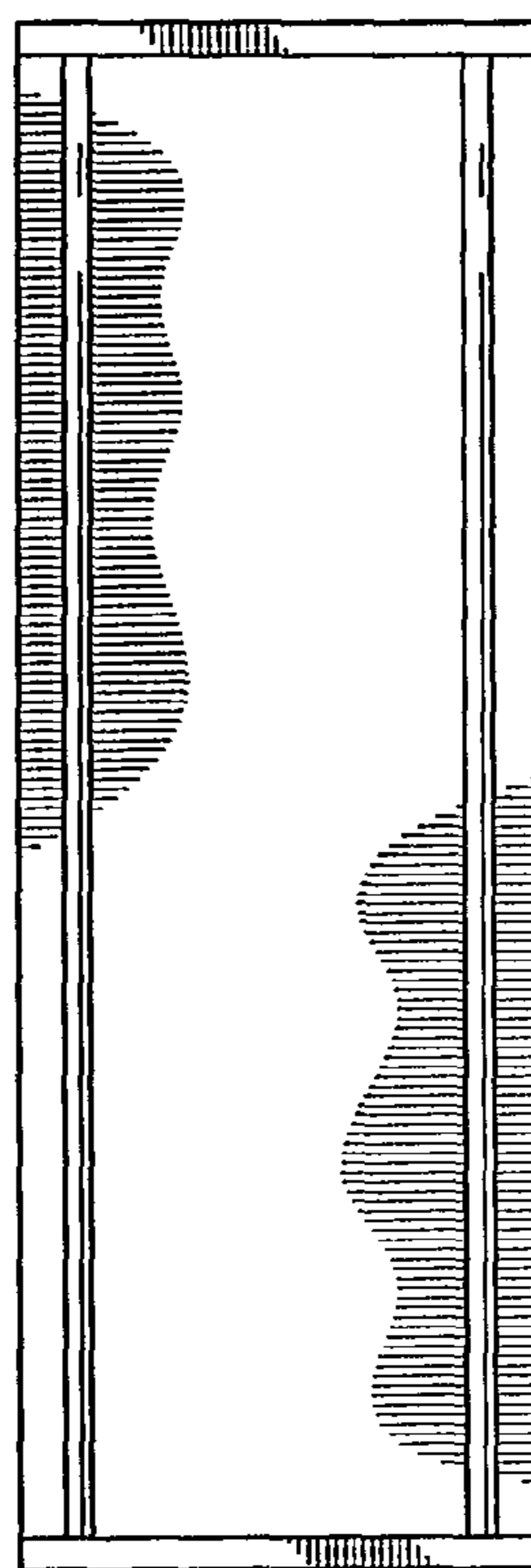


FIG. 3

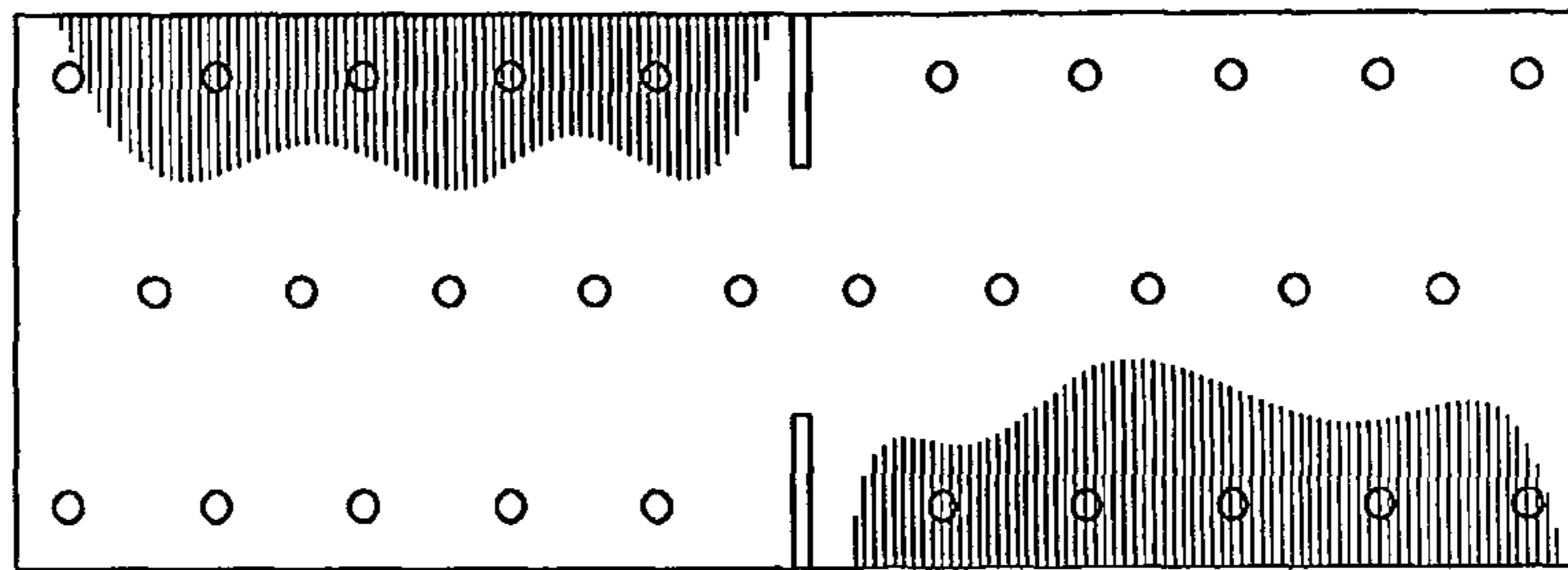


FIG. 4

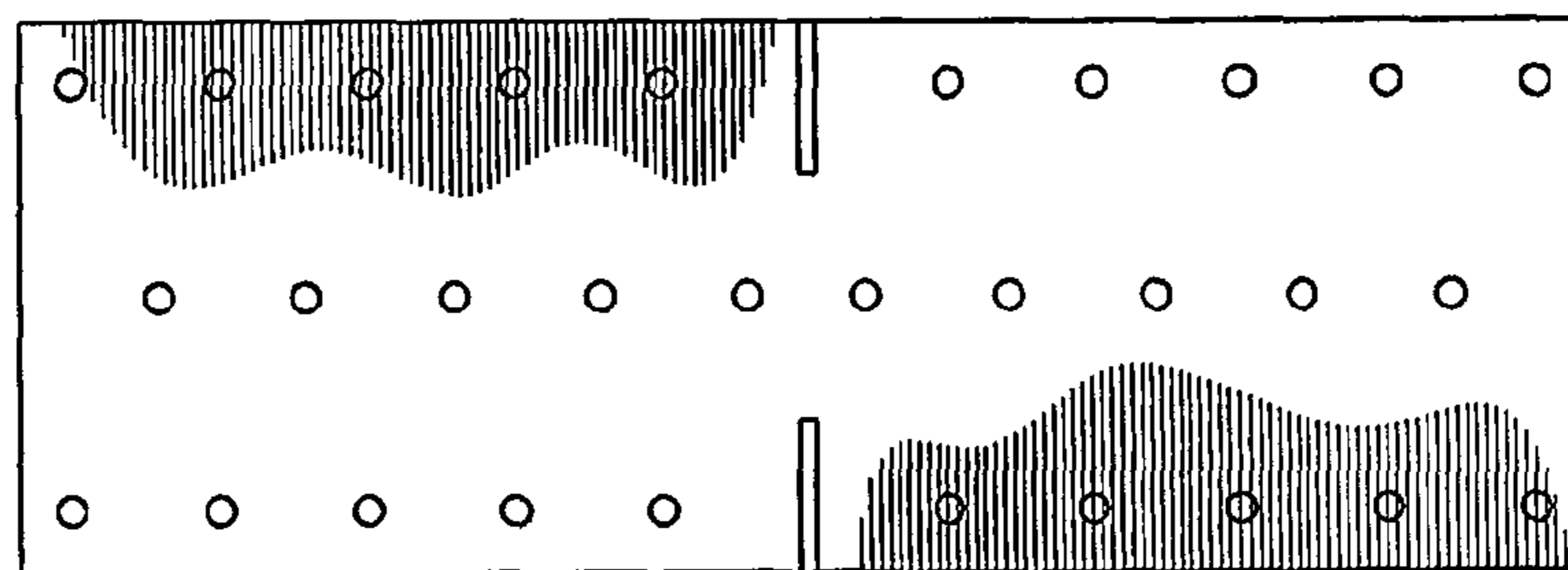


FIG. 5