



US00D713175S

(12) **United States Design Patent**  
**Roberts et al.**

(10) **Patent No.:** **US D713,175 S**  
(45) **Date of Patent:** **\*\* \*Sep. 16, 2014**

(54) **MATTRESS**

(56) **References Cited**

(71) Applicant: **King Koil Licensing Company, Inc.**,  
Willowbrook, IL (US)  
(72) Inventors: **David J. Roberts**, Tinley Park, IL (US);  
**Ross Olinski**, Bloomington, IL (US);  
**Owen Shoemaker**, Alpine, CA (US);  
**Raheel Sadiq**, Glendale Heights, IL  
(US)  
(73) Assignee: **King Koil Licensing Company, Inc.**,  
Willowbrook, IL (US)  
(\* ) Notice: This patent is subject to a terminal dis-  
claimer.  
(\*\* ) Term: **14 Years**

U.S. PATENT DOCUMENTS

2,492,541	A	*	12/1949	Stanitz	108/27
2,770,816	A	*	11/1956	Reisner	5/655.9
3,818,521	A	*	6/1974	Richards, Jr.	5/698
D313,917	S	*	1/1991	Valliere	D6/601
D670,948	S	*	11/2012	Price	D6/605
D687,182	S	*	7/2013	Gordon et al.	D28/8.1

\* cited by examiner

*Primary Examiner* — Janice Seeger

(74) *Attorney, Agent, or Firm* — Barnes & Thornburg LLP

(57) **CLAIM**

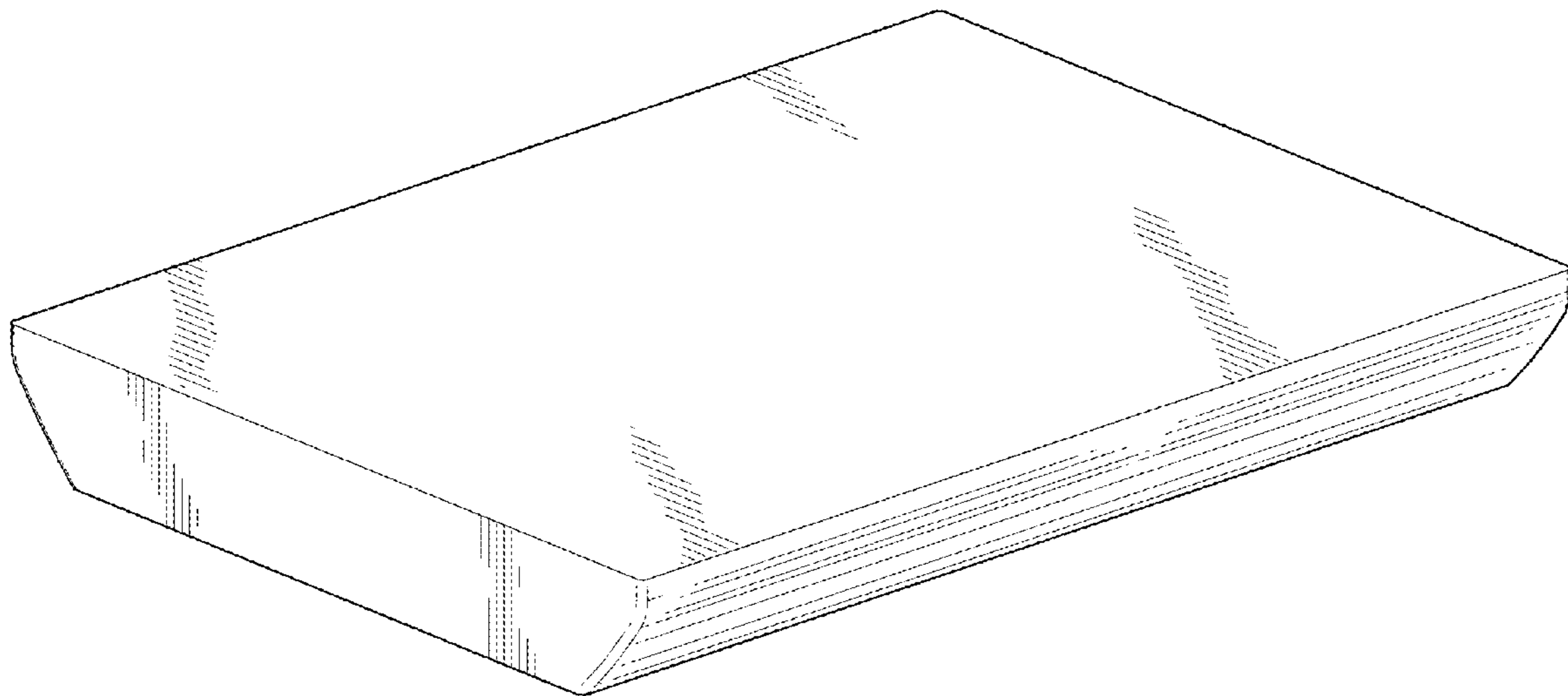
The ornamental design for a mattress, as shown and described.

**DESCRIPTION**

FIG. 1 is an isometric view of a front, top, and right side of a first embodiment of an ornamental design for a mattress; FIG. 2 is an elevational view of the front side of the mattress shown in FIG. 1, a rear being identical to the front; FIG. 3 is an elevational view of the left side of the mattress shown in FIG. 1, a right side being identical to the left side; FIG. 4 is a top view of the mattress shown in FIG. 1; FIG. 5 is a bottom view of the mattress shown in FIG. 1; FIG. 6 is an isometric view of a front, top, and right side of a second embodiment of an ornamental design for a mattress; FIG. 7 is an elevational view of the front side of the mattress shown in FIG. 6, a rear being identical to the front; FIG. 8 is an elevational view of the left side of the mattress shown in FIG. 6, a right side being identical to the left side; FIG. 9 is a top view of the mattress shown in FIG. 6; and, FIG. 10 is a bottom view of the mattress shown in FIG. 6. Any broken lines in the drawings depict environmental subject matter only and form no part of the claimed design.

(21) Appl. No.: **29/447,700**  
(22) Filed: **Mar. 6, 2013**  
(51) **LOC (10) Cl.** ..... **06-03**  
(52) **U.S. Cl.**  
USPC ..... **D6/605; D6/601**  
(58) **Field of Classification Search**  
USPC ..... D6/595, 596, 601, 604, 605, 606, 703,  
D6/707.19, 583; 5/690, 706, 716, 717,  
5/739, 740, 657.5, 907, 655.9, 659, 420;  
D1/100; D28/8.1; D25/113, 135, 136;  
D9/414, 416; D7/698, 624.1;  
312/140.3; 52/782.2, 782.22, 800.11  
See application file for complete search history.

**1 Claim, 6 Drawing Sheets**



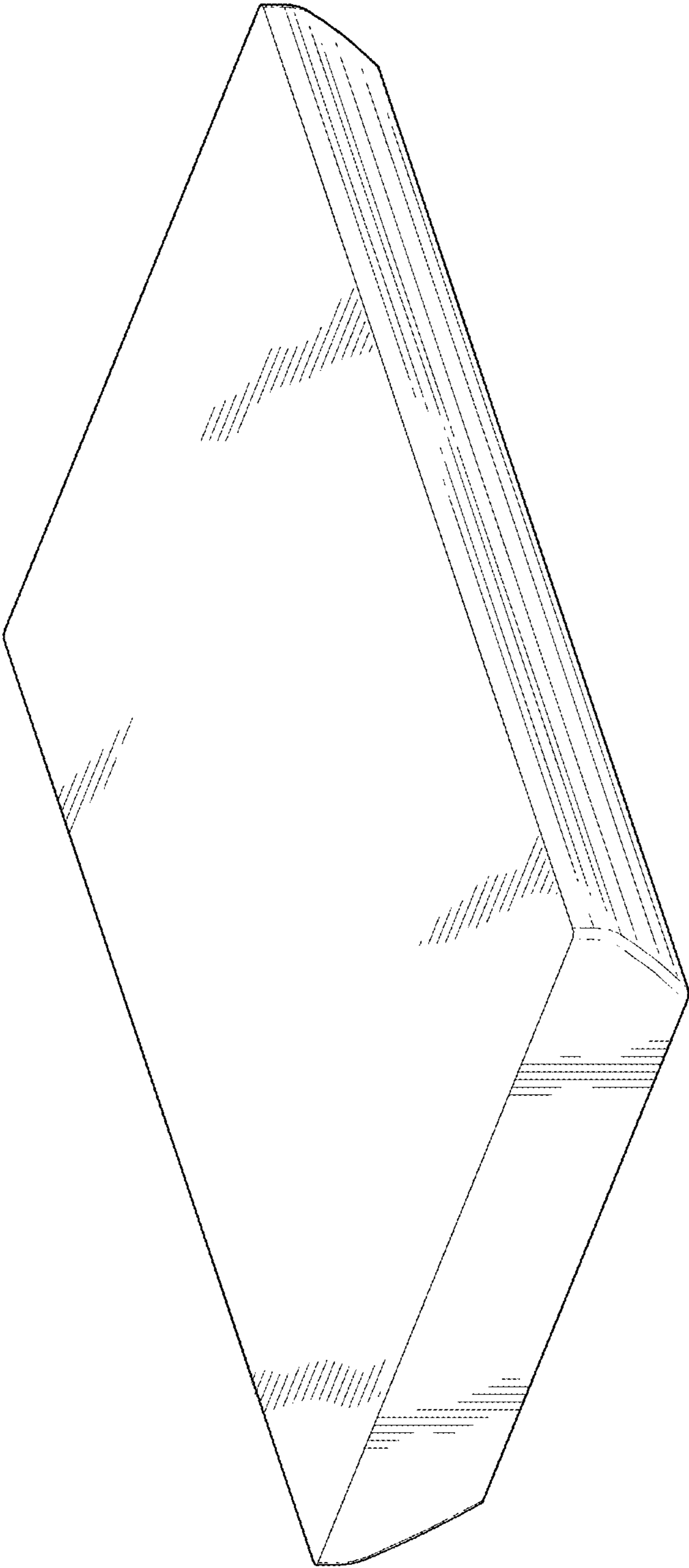


FIG. 1




FIG. 2




FIG. 3




FIG. 5




FIG. 4

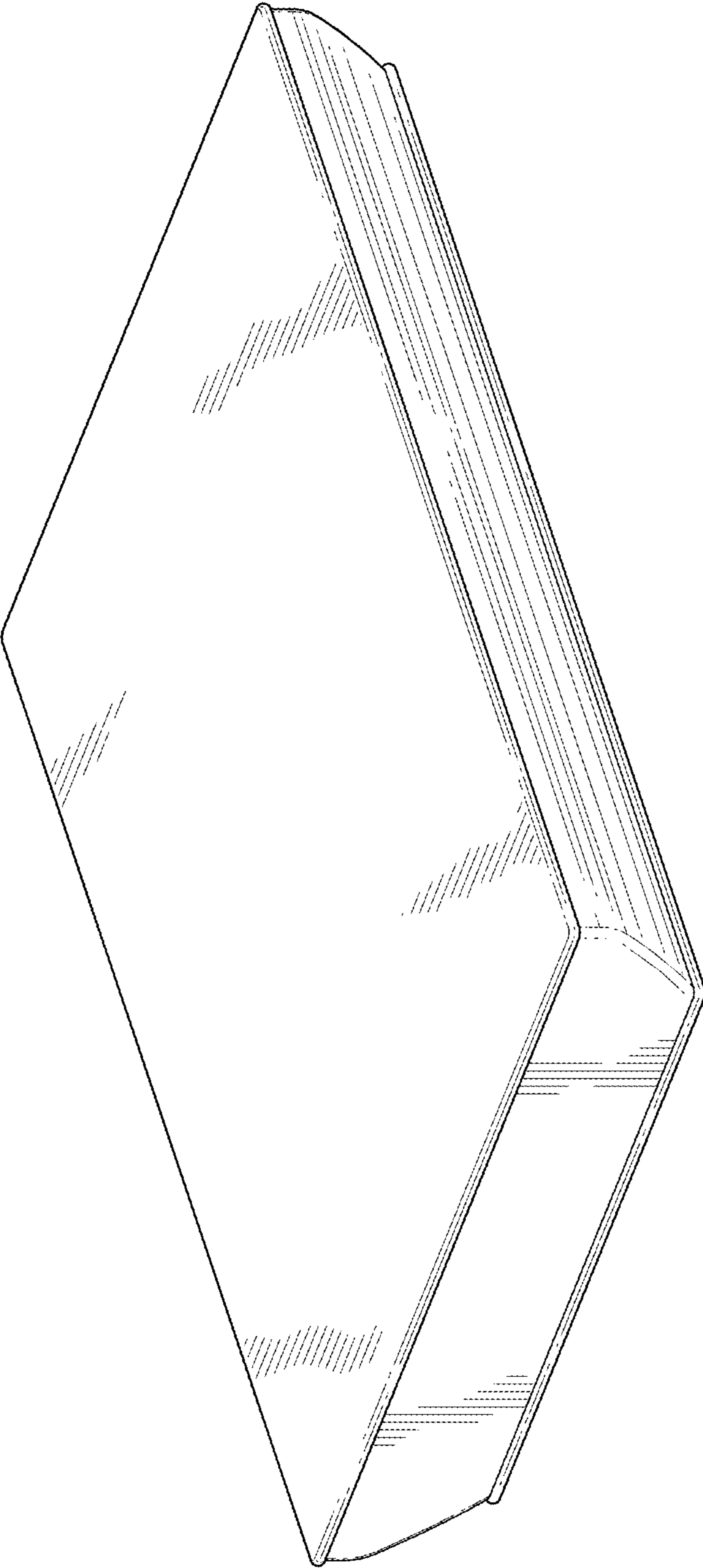


FIG. 6




FIG. 7




FIG. 8



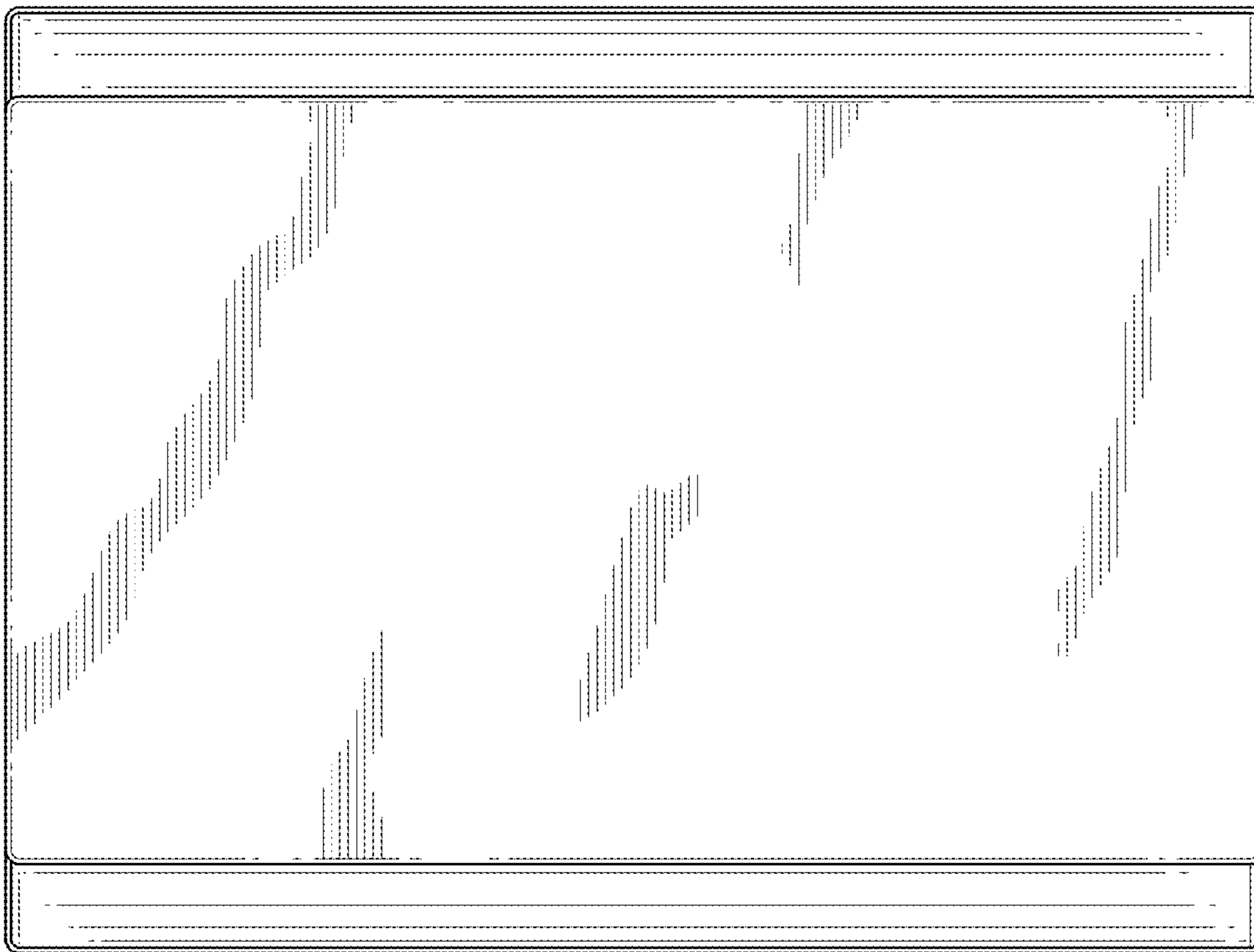


FIG. 10




FIG. 9