



US00D713174S

(12) **United States Design Patent**
Alletto, Jr.

(10) **Patent No.:** **US D713,174 S**

(45) **Date of Patent:** **** Sep. 16, 2014**

(54) **BED TOPPER**

(71) Applicant: **Eugene Alletto, Jr.**, Glen Head, NY
(US)

(72) Inventor: **Eugene Alletto, Jr.**, Glen Head, NY
(US)

(73) Assignee: **Bedgear, LLC**, Farmingdale, NY (US)

(**) Term: **14 Years**

(21) Appl. No.: **29/456,796**

(22) Filed: **Jun. 4, 2013**

(51) **LOC (10) Cl.** **06-09**

(52) **U.S. Cl.**
USPC **D6/602; D6/605**

(58) **Field of Classification Search**
USPC D6/595, 596, 602, 603, 605; 5/482,
5/494-497, 499, 501
See application file for complete search history.

(56) **References Cited**

U.S. PATENT DOCUMENTS

2,787,794 A * 4/1957 Hughes et al. 5/496
3,020,566 A * 2/1962 Anderson et al. 5/497

D662,753 S * 7/2012 Shive D6/605
D663,152 S * 7/2012 Shive D6/605
2003/0070232 A1 * 4/2003 Diak/Ghanem 5/496
2007/0056100 A1 * 3/2007 Stewart 5/497
2008/0028522 A1 * 2/2008 Atwood 5/496

* cited by examiner

Primary Examiner — Janice Seeger

(74) *Attorney, Agent, or Firm* — Leo G. Lenna, Esq.; Sorell,
Lenna & Schmidt, LLP

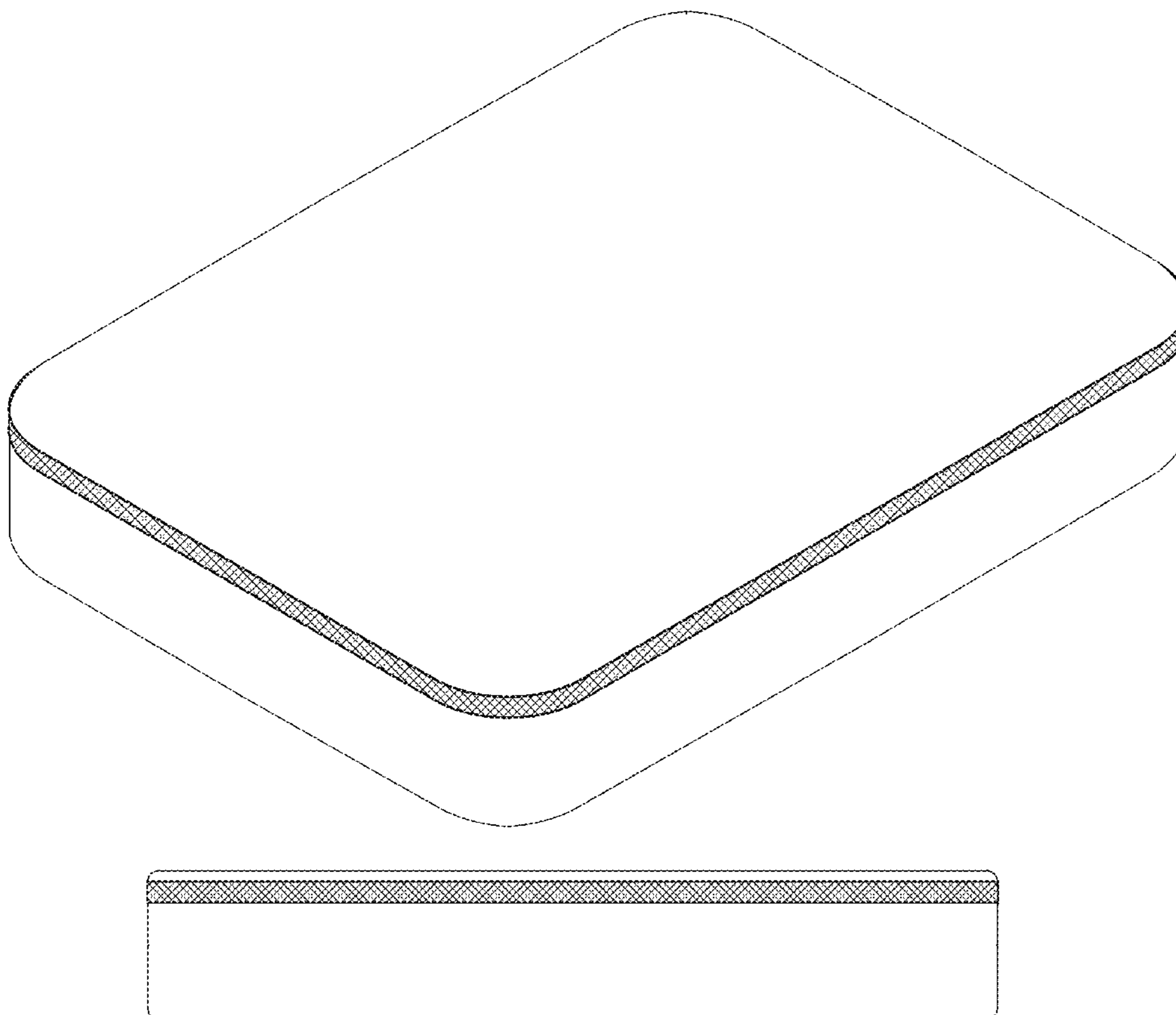
(57) **CLAIM**

The ornamental design for a bed topper, as shown and described.

DESCRIPTION

FIG. 1 is a perspective view of the bed topper;
FIG. 2 is a top plan view of the bed topper;
FIG. 3 is a left side elevation of the performance, the right side elevation view being identical thereto;
FIG. 4 is a front elevation view of the bed topper, the rear elevation view being identical thereto; and,
FIG. 5 is a bottom plan view of the bed topper.
The broken lines in FIG. 5 depict stitching.

1 Claim, 3 Drawing Sheets



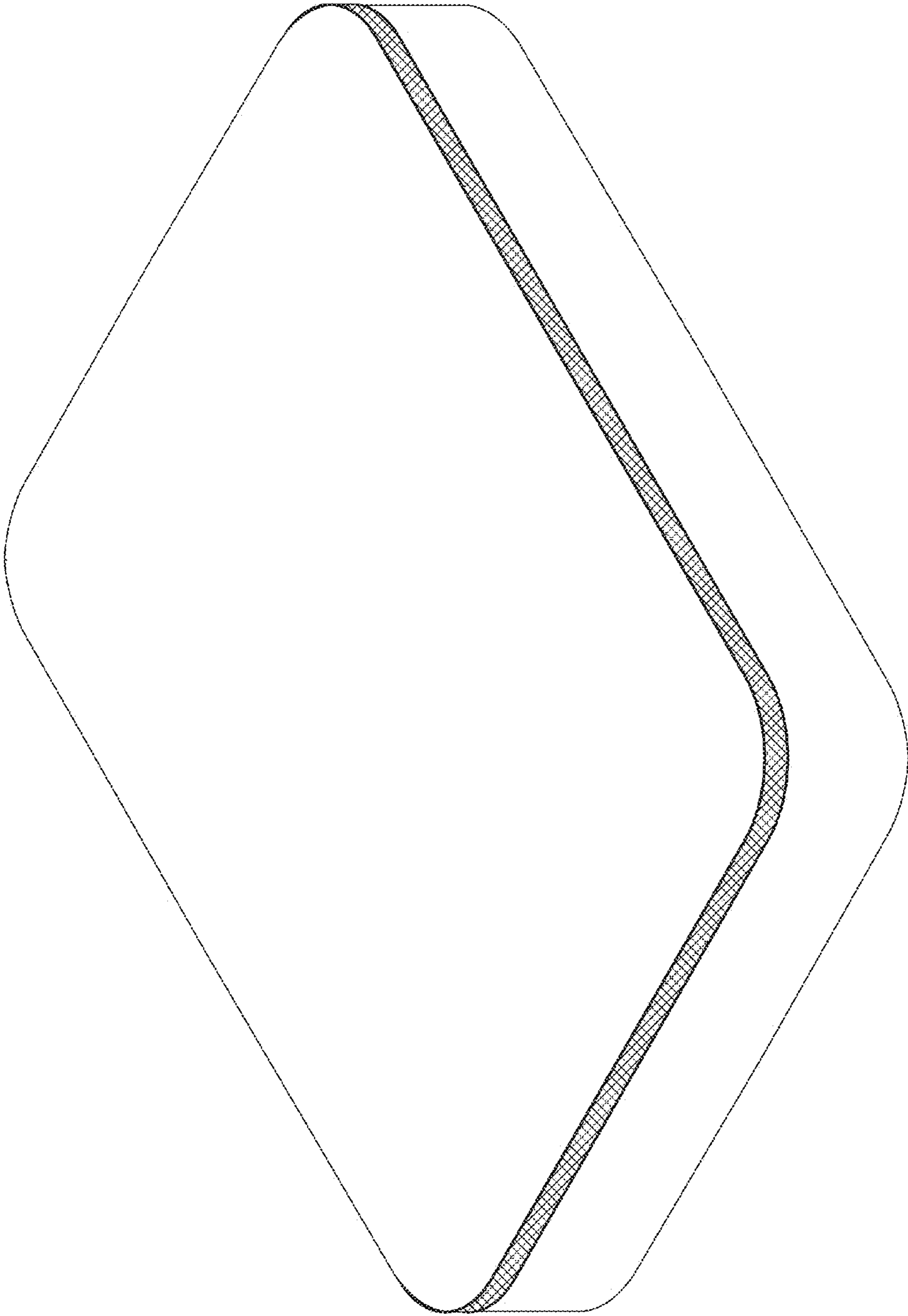


FIG. 1




FIG. 2




FIG. 3




FIG. 4




FIG. 5